



CHURCHILL®



2026

Alchemy | Churchill | Art de Cuisine

# CONTENTS

To find out more about our latest collections:

## CONTACT US

Tel: +44 (0) 1782 577566  
 Email: info@churchill1795.com  
 Website: www.churchill1795.com

To order samples please contact:  
 uk.samples@churchill1795.com

## INTRODUCTION

BRAND INTRODUCTION	6 - 7
PERFORMANCE DELIVERED	8 - 13
WHAT'S NEW	14 - 15
ENVISAGE COLLECTION	16 - 17
SUSTAINABILITY	18 - 19



## ALCHEMY

AMBIENCE INTRODUCTION	20 - 21
AMBIENCE	22 - 25
AMBIENCE SMOKE	<b>NEW</b> 24 - 25
ALCHEMY INTRODUCTION	26 - 27
ABSTRACT	28 - 29
ABSTRACT FEATURE PIECES	30 - 31

BALANCE	36 - 37
BANDS	46 - 49
BUFFET CERAMIC SERVINGWARE	50 - 53
COOK & SERVE	42 - 43
ENERGY	40 - 41
MOONSTONE	38 - 39
PLATE TOWERS	44 - 45
SEQUEL	42 - 43
SIGNATURE TILES & WOODEN BOARDS	44 - 45
SMOKE	30 - 31
WHITE	32 - 35

## DISPLAY SOLUTIONS

INTRODUCTION	376 - 377
CERAMIC BUFFET TRAYS	378 - 379
MELAMINE	<b>NEW</b> 380 - 393
WOOD	396 - 405
TRITAN COVERS	394 - 395



## CHURCHILL SUPER VITRIFIED

INTRODUCTION	54 - 55
BAMBOO	274 - 283
BIT ON THE SIDE	318 - 321
BUCKINGHAM	310 - 311
CHEFS' PLATES	292 - 295
CLASSIC	304 - 305
COOKWARE	322 - 323

COUNTER SERVE	324 - 325
COUNTER SERVE HINTS	326 - 327
EVOLVE	290 - 291
INKED CASCADE	<b>NEW</b> 244 - 247
INKED DELTA	242 - 243
INKED ELEMENTS	222 - 225
INKED ERA	<b>COLOUR &amp; ADDITIONS</b> 236 - 241
INKED EROSION	248 - 249
INKED LUMÉ	<b>NEW</b> 210 - 213
INKED LYRA	<b>NEW</b> 214 - 221
INKED TIDE	<b>COLOUR &amp; ADDITIONS</b> 228 - 235
INKED TIDE ACCENTS	<b>NEW</b> 226 - 227
ISLA	266 - 273
LOTUS	300 - 301
MEDITERRANEAN	303 - 303
NATURAL	250 - 251
NOVA	304 - 305
NOURISH	312 - 317
OPAL	<b>NEW</b> 288 - 289
ORB	298 - 299
ORBIT	298 - 299
PROFILE	284 - 287
RETRO BLUE	258 - 259
SNACK ATTACK	330 - 331
STONECAST	<b>COLOUR &amp; ADDITIONS</b> 56 - 111
STONECAST ACCENTS	120 - 123
STONECAST AQUEOUS	146 - 151
STONECAST CANVAS	114 - 119
STONECAST HINTS	152 - 155
STONECAST NOURISH	156 - 157
STONECAST PATINA	132 - 141
STONECAST PLUME	142 - 145
STONECAST RAW	124 - 131
STONECAST SPICE	<b>NEW</b> 112 - 113
STUDIO PRINTS ASTRO	160 - 161
STUDIO PRINTS FUSION	162 - 165
STUDIO PRINTS KINTSUGI	184 - 187
STUDIO PRINTS KINTSUGI ACCENTS	180 - 181
STUDIO PRINTS KINTSUGI REVERSE	182 - 183
STUDIO PRINTS HOMESPUN	176 - 179
STUDIO PRINTS HOMESPUN CHROMA	166 - 169
STUDIO PRINTS HOMESPUN ACCENTS	170 - 175
STUDIO PRINTS RAKU	188 - 201
STUDIO PRINTS STONE	202 - 207
TRACE	290 - 291
VELLUM	260 - 261
VIANA	<b>NEW</b> 262 - 264
VIANA PRINTS	<b>NEW</b> 265
VINTAGE PRINTS	254 - 257
VINTAGE PRINTS MED TILES	252 - 253
VOYAGER	331
WHITE	306 - 309
X SQUARED	296 - 297
X SQUARED+	296 - 297

## EMERGE

**ADDITIONS** 344 - 351

## CHURCHILL SUPER VITRIFIED BEVERAGE

BAMBOO	277 - 279
BLENDS	<b>NEW</b> 328 - 329
CAFÉ	336 - 337
CAFÉ NOVA	337
COMPACT	338 - 339
EMERGE	348 - 351
INKED DELTA	242 - 243
INKED ELEMENTS	222 - 225
INKED ERA	238 - 241
INKED LUMÉ	210 - 213
INKED LYRA	216 - 219
INKED TIDE	230 - 233
ISLA	268 - 269
LATTE	336 - 337
MONOCHROME	332 - 335
PROFILE	286 - 287
STONECAST	63 - 107
STONECAST PATINA	132 - 138
STONECAST PLUME	142 - 145
STUDIO PRINTS HOMESPUN	176 - 179
STUDIO PRINTS RAKU	190 - 194
ULTIMO	338 - 339
VELLUM	260 - 261
VIANA	262 - 264
VINTAGE PRINTS	256 - 257
WHITE HOLLOWARE	340 - 343

## ART DE CUISINE

INTRODUCTION	352 - 353
FUTURE CARE	364 - 367
IGNEOUS	372 - 375
MENU PORCELAIN	360 - 363
MENU SHADES BEVERAGE	358 - 359
MENU SHADES CALDERA	354 - 357
RUSTICS SIMMER	370 - 371
RUSTICS SNUG MUGS	368 - 369



## GLASS TABLEWARE

INTRODUCTION	406 - 407
BAMBOO GLASS	412 - 413
ISLA GLASS	410 - 411
VIANA GLASS	<b>NEW</b> 408 - 409



## CHURCHILL CUTLERY

INTRODUCTION	414 - 415
AGANO	426 - 427
BAMBOO	428 - 429
COOPER	424 - 425
EVOLVE	416 - 417
ISLA	<b>ADDITIONS</b> 438 - 439
KINTSUGI	420 - 421
LINEAR	<b>NEW</b> 430 - 431
PROFILE	440 - 441
RAKU	<b>ADDITIONS</b> 442 - 443
STONECAST	418 - 419
TANNER	<b>ADDITIONS</b> 434 - 435
TANNER VINTAGE	436 - 437
TIDE VINTAGE	<b>NEW</b> 432 - 433
TRACE	422 - 423

FEATURES & BENEFITS	444 - 449
---------------------	-----------

BADGING	450
---------	-----

[f churchill1795](#)  
[in churchill1795](#)  
[@churchill\\_1795](#)

In the printing of this brochure every effort has been made to ensure perfect reproduction of our products, but due to printing limitations, they may not be an exact match to the actual product.



# Over 230 years of... INNOVATION, PASSION & EXPERTISE

A globally recognised British brand, Churchill are a trusted supplier of professional performance tableware, renowned for product quality, service excellence and inspirational designs.

To find out more about our latest collections, contact us on:

Tel: **+44 (0) 1782 577566** | Email: [info@churchill1795.com](mailto:info@churchill1795.com)  
Website: [www.churchill1795.com](http://www.churchill1795.com)

To order samples please contact: [uk.samples@churchill1795.com](mailto:uk.samples@churchill1795.com)



## OUR BRANDS...



**ALCHEMY®**  
performance fine china

PAGE 20

### PERFORMANCE . PRESENTATION . PASSION

Designed for elevated food presentation, Alchemy Performance Fine China offers the perfect balance of design and performance. The unique Alchemy formula creates one of the strongest ceramics in the world, with the optimum level of added alumina and the highest quality fine china clay.



**CHURCHILL®**  
super vitrified

PAGE 54

### ENGINEERED FOR PERFORMANCE

One of the strongest ceramic bodies in the world, Churchill Super Vitrified offers outstanding performance solutions across a variety of versatile designs, from timeless white to contemporary print, spinwash and coloured glaze effects.

### EMERGE®

PAGE 344

### ARTISAN LOOK, ENGINEERED PERFORMANCE

Inspired by the artistry of studio pottery, Emerge showcases a selection of carefully crafted shapes across three reactive glazes, designed to offer both functionality and style to the tabletop.



**ART de CUISINE®**  
By CHURCHILL

PAGE 352

### FASHION FOR FOOD

The extensive Art de Cuisine brand offers a blend of classic white and contemporary colour designs, available in vitrified porcelain and vitrified stoneware. Delivering value to professional caterers.

### COMPLEMENTARY ITEMS...

Exclusively designed in-house, Churchill melamine, wood, glass and cutlery have been purposely designed for the hospitality industry, meeting the highest standards in presentation and performance.



#### MELAMINE

PAGE 380



#### WOOD

PAGE 396



#### GLASS

PAGE 406



#### CUTLERY

PAGE 414




# PERFORMANCE DELIVERED


## 10 REASONS WHY A CHURCHILL PLATE IS MORE THAN JUST A PLATE





WE BLEND CENTURIES OF EXPERIENCE WITH CUTTING EDGE TECHNOLOGY AND DESIGN INNOVATION TO PRODUCE ONE OF THE STRONGEST CERAMIC BODIES IN THE WORLD\*.


\* Based on MOR

 Churchill's UK manufactured tableware is precisely engineered to perform to the demands of the hospitality environment. Every step in the process is practised and refined. From the sourcing of raw materials and unique formulation of the clay body, to shape engineering and numerous quality checks ensuring that Churchill products work as hard as you do.

 Fabricada en el Reino Unido, la vajilla de Churchill está diseñada con precisión para cumplir con las demandas del entorno de la hostelería. Cada paso del proceso se prueba y se refina. Desde la recepción de las materias primas y la formulación única del cuerpo cerámico, hasta la ingeniería de la forma y los numerosos controles de calidad para garantizar que los productos Churchill trabajen tan duro como usted. Los mejores chefs de la industria eligen a Churchill por encima de otras marcas debido al rendimiento, la experiencia y el diseño de nuestras cerámicas que agregan valor a sus operaciones hosteleras.

 Das in Großbritannien hergestellte Geschirr von Churchill ist genau auf die Anforderungen des Gastgewerbes abgestimmt. Jeder Arbeitsschritt wird praktiziert und verfeinert. Wir stellen sicher, dass von der Rohstoffbeschaffung über die einzigartige Rezeptur des Tonmaterials bis hin zur Formgestaltung und den zahlreichen Qualitätskontrollen unsere Churchill-Produkte mit Ihrer harten Arbeit mithalten können. Die Spitzenköche der Branche bevorzugen Churchill gegenüber anderen Marken aufgrund der Leistung, des Know-hows und des Designs unserer Keramiken, da diese die Qualität ihres Gastgewerbes erhöhen.

 Prodotti nel Regno Unito, le stoviglie di Churchill sono accuratamente progettate per soddisfare le esigenze delle strutture ricettive. Ogni fase del processo viene sperimentata e perfezionata. Dall'approvvigionamento delle materie prime e dalla formula esclusiva dell'argilla alla progettazione delle forme e ai numerosi controlli qualità, per garantire che i prodotti Churchill lavorino duramente, proprio come te. I migliori chef preferiscono Churchill agli altri marchi, grazie alle prestazioni, alla competenza ed al design della nostra ceramica, tutte cose che aggiungono valore alle loro attività di accoglienza.

 Fabriquée au Royaume-Uni, la vaisselle Churchill est conçue précisément pour répondre aux exigences du milieu hôtelier. Nous mélangeons une expérience acquise au fil de centaines d'années à une technologie de pointe et au design. Des contrôles de qualité garantissent que les 70 000 pièces que nous fabriquons chaque jour soient les meilleurs produits sur le marché. Nos produits travaillent aussi durement que vous.



### VITRIFICATION & FIRING

100% of Churchill's ceramics are vitrified which is essential to the hospitality industry. Through the process of vitrification, the particle structure of our ceramic body becomes strong, dense and watertight



### QUALITY & CONFORMANCE

Churchill ceramics are continuously tested and quality checked, from the stage of raw materials, throughout the manufacturing process to the final fired piece.



### HISTORY & HERITAGE

Established in 1795, Churchill have been manufacturing ceramics in Stoke on Trent, England for 230 years.



### PERFORMANCE MATERIALS

Our unique clay recipe is essential in creating a strong and durable product for the hospitality industry. Our raw materials are selected to deliver the optimum balance of strength and whiteness.



### GLAZING

Our glaze is hard wearing and designed specifically for the hospitality environment. The durability is a combination of the glaze recipe, the firing temperature and substrate. Our Eco Glaze is specially formulated to be re-usable, minimising our impact on the environment.



### DESIGN INNOVATION

Churchill are experts in ceramic design and at the forefront of innovation. Our entire product portfolio is designed in the UK by our experienced and talented design team. We work with chefs from around the world ensuring we understand the needs of our customers.



### SUSTAINABILITY

Our past continues to shape our future; as we evolve, grow and innovate we're able to draw on a rich history of expertise to continuously reduce our impact on the planet.



### ENGINEERED SHAPE & FORM

Every piece of Churchill's ceramic is designed with performance in mind. Through expert shape engineering, we reinforce strength and durability while continual investment in technology guarantees functionality and consistent quality.



### DURABLE DECORATION

At Churchill we innovate with colour without compromising on durability. Our decorating techniques plus the colour and glaze materials we select, create a vibrancy that lasts.



### SERVICE & STOCK

At Churchill we are dedicated to reliability, ensuring our product is in stock and delivered on time. We pride ourselves on our stock levels and ability to deliver on time, all around the world.



## MATERIALES



Nuestra receta única de arcilla es esencial para crear un producto fuerte y resistente para la industria hostelera. Nuestras materias primas se seleccionan para ofrecer el equilibrio óptimo de resistencia y blancura.



## VITRIFICADO Y COCCIÓN

El 100% de la cerámica de Churchill está vitrificada, lo cual es esencial para la industria hostelera. A través del proceso de vitrificación, la estructura de partículas de nuestro cuerpo cerámico se vuelve fuerte, densa e impermeable.



## ESMALTE

Nuestro esmalte es resistente y está diseñado específicamente para el entorno hostelero. La durabilidad es una combinación de la receta de esmalte, la temperatura de cocción y el sustrato. Nuestro Esmalte Eco está especialmente formulado para ser reutilizable, minimizando nuestro impacto en el medio ambiente.



## DISEÑO E INGENIERÍA

Cada pieza de cerámica de Churchill está diseñada con rendimiento en mente. A través del diseño y la ingeniería, reforzamos la resistencia y durabilidad, mientras que la inversión continua en tecnología garantiza la funcionalidad y la calidad constante.



## DECORACIÓN DURADERA

En Churchill innovamos con el color sin comprometer la durabilidad. Nuestras técnicas de decoración, junto con el color y los materiales de esmaltado que seleccionamos, crean una vivacidad que perdura.



## VETRIFICAZIONE E COTTURA

Il 100% delle ceramiche Churchill è vetrificate, cosa essenziale per il settore alberghiero. Il processo di vetrificazione conferisce alle particelle costitutive della nostra ceramica proprietà di resistenza, densità e impermeabilità.



## MATERIALI AD ALTE PRESTAZIONI

La formula esclusiva della nostra argilla è essenziale per creare un prodotto resistente e durevole per il settore alberghiero. Selezioniamo le nostre materie prime per garantire un equilibrio ottimale tra resistenza e bianchezza.



## SMALTATURA

Il nostro smalto è resistente e appositamente studiato per le strutture ricettive. La durata nasce da una combinazione tra formula dello smalto, temperatura di cottura e substrato. Il nostro smalto Eco Glaze è appositamente formulato per essere riutilizzabile, riducendo al minimo l'impatto ambientale.



## FORMA E STRUTTURA PROGETTATE

Ogni pezzo di ceramica Churchill è progettato per fornire le massime prestazioni. Grazie ad una esperta progettazione della forma, aumentiamo la resistenza e la durata, mentre il continuo investimento in tecnologia garantisce funzionalità e qualità costante.



## DECORAZIONE DUREVOLE

In Churchill innoviamo con il colore senza compromettere la durata. Le nostre tecniche di decorazione, oltre ai colori e agli smalti che selezioniamo, creano una vivacità che dura nel tempo.



## CALIDAD Y CUMPLIMIENTOS

La cerámica de Churchill se revisa continuamente para verificar la calidad, desde la etapa de las materias primas, durante todo el proceso de fabricación hasta la pieza final.



## DISEÑO DE INNOVACIÓN

Churchill son expertos en diseño cerámico y están a la vanguardia de la innovación. Nuestra gama de productos está diseñada en el Reino Unido por nuestro talentoso equipo de diseño. Trabajamos con chefs a nivel global para garantizar que comprendamos las necesidades de nuestros clientes.



## SERVICIO Y ESTOCAJE

En Churchill estamos dedicados a la confiabilidad, asegurando que nuestro producto esté en stock y entregado a tiempo. Nos enorgullecemos de nuestros niveles de estocaje y de nuestra capacidad de entregar a tiempo, en todo el mundo.



## QUALITÀ E CONFORMITÀ

La ceramica Churchill viene costantemente sottoposta a test e controlli di qualità, dalle materie prime iniziali, durante l'intero processo di produzione, fino al pezzo cotto finale.



## INNOVAZIONE NEL DESIGN

Noi di Churchill siamo esperti nella progettazione della ceramica e all'avanguardia nell'innovazione. Tutta la nostra gamma prodotti è progettata nel Regno Unito dal nostro team di disegnatori di grande esperienza e talento. Collaboriamo con gli chef di tutto il mondo per essere sicuri di comprendere le esigenze dei nostri clienti.



## SERVIZIO E SCORTE

In Churchill ci impegniamo per essere sempre più affidabili, garantendo la disponibilità dei prodotti a magazzino e la puntualità delle consegne. Ci vantiamo dei nostri livelli di scorte e della nostra capacità di effettuare consegne puntuali in ogni parte del mondo.



## HISTORIA Y HERENCIA

Establecida en 1795, Churchill ha estado fabricando cerámica en Stoke on Trent, Inglaterra durante 230 años.



## SOSTENIBILIDAD

Nuestro pasado sigue dando forma a nuestro futuro; a medida que evolucionamos, crecemos e innovamos, somos capaces de aprovechar una rica historia de experiencia para reducir continuamente nuestro impacto en el planeta.



## STORIA ED EREDITÀ

Fondata nel 1795, Churchill produce ceramica a Stoke on Trent, Inghilterra, da 230 anni.



## SOSTENIBILITÀ

Il nostro passato continua a plasmare il nostro futuro; Mentre ci evolviamo, cresciamo e innoviamo, siamo in grado di attingere a una ricca storia di competenze per ridurre continuamente il nostro impatto sul pianeta.



## MATÉRIAUX DE POINTE



Notre pâte unique est indispensable pour la création d'une assiette blanche, robuste et résistante. Les contrôles permanents menés sur nos matières premières garantissent la conformité, la fiabilité et la performance de nos produits.



## VITRIFICATION ET CUISSON

La vitrification est un point clé pour la céramique dans le secteur de la restauration. Les produits de la gamme Churchill sont vitrifiés à 100 %. La réduction d'air entre les particules donne une structure robuste, hermétique, hydrofuge et apte à la nourriture.



## QUALITÉ ET CONFORMITÉ

Nous savons que nos produits sont performants parce que nous contrôlons au quotidien la vitrification, la résistance aux ébréchures, la résistance aux détergents industriels, l'étanchéité, la sécurité alimentaire et la régularité des tailles et des formes.



## HISTOIRE ET PATRIMOINE

Nous fabriquons des produits céramiques depuis 1795 à Stoke-on-Trent en Angleterre c'est à dire depuis plus de 230 ans.



## ÉMAILLAGE

Notre émailage est résistant à l'usure et conçu spécifiquement pour le secteur hôtelier. Le secret de la longévité est l'alliance de la recette d'émailage, la température de cuisson et le support utilisé. Notre émailage écologique est conçu spécifiquement pour être réutilisé, minimisant ainsi les incidences sur notre environnement.



## INNOVATION ET DESIGN

Churchill investit constamment dans la recherche et le développement, nous sommes experts en céramique et est aux avants postes en terme d'innovation. Toute notre gamme de produits est conçue au Royaume-Uni par une équipe expérimentée et talentueuse. Nous travaillons avec des chefs internationaux pour comprendre les besoins de nos clients.



## DURABILITÉ

Notre passé continue de façonner notre avenir ; au fur et à mesure que nous évoluons, grandissons et innovons, nous sommes en mesure de tirer parti d'une riche histoire d'expertise pour réduire continuellement notre impact sur la planète.



## CONCEPTION ET DESIGN

Chaque produit céramique de la gamme Churchill est conçu pour être performant. Grâce au design et à l'ingénierie, nous renforçons la résistance et la longévité. Nous investissons en permanence dans la technologie ce qui garantit la fonctionnalité et la qualité supérieure de nos produits.



## DÉCORATION DURABLE

Chez Churchill, nous innovons avec la couleur sans compromettre la durabilité. Nos techniques de décoration, ainsi que les émaux que nous sélectionnons, créent un éclat qui dure.



## DISPONIBILITÉ PRODUITS

Nous nous engageons à assurer la fiabilité en veillant à ce que les commandes soient livrées intégralement et à temps. Nous sommes fiers de nos approvisionnements et de notre aptitude de livrer à temps, partout dans le monde.



## VERGLASER & BRENNEN

Churchill Keramik ist zu 100 % verglast. Wir wissen, dass dies in der Gastronomie unerlässlich ist. Der Verglasungsprozess macht die Partikelstruktur unserer Keramik robuster, dichter und wasserundurchlässig.



## QUALITÄT UND KONFORMITÄT

Churchill Keramik wird kontinuierlich getestet und auf Qualität geprüft, von den Rohmaterialien, über den gesamten Herstellungsprozess bis hin zum fertig gebrannten Keramikartikel.



## GESCHICHTE & TRADITION

Das Unternehmen Churchill wurde 1795 gegründet und stellt seit 230 Jahren in England, in Stoke on Trent, Keramik her.



## HOCHLEISTUNGSWERKSTOFFE

Unser einzigartiges Tonrezept ist für die Herstellung robuster und strapazierfähiger Gastronomie-Produkte unerlässlich. Unsere Rohmaterialien werden sorgfältig ausgewählt, damit wir Ihnen die bestmögliche Kombination von Robustheit und Weiße bieten können.



## GLASUR

Unsere Glasur ist verschleißfest und speziell für den Gebrauch in der Gastronomie entwickelt. Die Widerstandsfähigkeit ist eine Kombination unseres Glasurrezepts, Brenntemperatur und Substrat. Unsere Öko-Glasur ist speziell formuliert und daher wiederverwendbar, wodurch unsere Auswirkungen auf die Umwelt minimiert werden.



## INNOVATIVES DESIGN

Hier bei Churchill sind wir Experten im Keramikdesign und stehen an der Spitze in Bezug auf Innovation. Unser komplettes Produktportfolio wird von unserem talentierten und erfahrenen Designteam vollständig hier im Vereinigten Königreich entworfen. Wir arbeiten mit Küchenchefs aus der ganzen Welt zusammen, um die Anforderungen unserer Kunden besser zu verstehen.



## NACHHALTIGKEIT

Unsere Vergangenheit prägt auch weiterhin unsere Zukunft; während wir uns weiterentwickeln, wachsen und innovativ sind, können wir auf eine lange Geschichte an Fachwissen zurückgreifen, um Auswirkungen auf die Umwelt kontinuierlich zu reduzieren.



## FORM UND GESTALTUNG

Bei der Entwicklung jedes Churchill-Keramik-Artikels steht die Leistung im Vordergrund. Durch fachkundige Formgestaltung stärken wir die Robustheit und Haltbarkeit und wir investieren laufend in unsere Technologie, um Ihnen Funktionalität und gleichbleibende Qualität zu gewährleisten.



## LANGLEBIGE DEKORATION

Bei Churchill setzen wir auf innovative Farben, ohne Kompromisse bei der Haltbarkeit einzugehen. Unsere Dekorationstechniken sowie die von uns verwendeten Farb- und Glasurmaterialien sorgen für eine dauerhafte Lebendigkeit der Farben.



## SERVICE & LAGERBESTAND

Wir bei Churchill setzen auf Zuverlässigkeit und stellen sicher, dass unsere Produkte vorrätig sind und pünktlich geliefert werden. Wir sind stolz auf unseren Lagerbestand und unsere Fähigkeit, pünktlich zu liefern und das überall auf der Welt.

# WHAT'S NEW

Churchill are experts in ceramic design and at the forefront of innovation, bringing colour, texture and shape to the hospitality tabletop with several new product launches every year.

We understand the importance of innovation, investing in detailed market research, material development and the latest technologies to deliver a continuous pipeline of new tableware.

Our entire product portfolio is designed in the UK by our experienced and talented design team, and engineered to deliver strength and performance in the busiest of hospitality environments.

SCAN HERE TO SEE OUR LATEST WHAT'S NEW BROCHURE.



SCAN ME




## Envisage the FUTURE OF DINING

The Envisage Collection unifies visionary thinking, adaptability, and an innovative spirit, bringing together all of Churchill's once-fired pieces into one forward-looking range. Born from a pioneering manufacturing process first introduced by Churchill in the 1980s and continually refined over decades, Envisage reflects our enduring commitment to shaping a more sustainable future. Through bold shape design and thoughtful patterns, the collection is both an exploration of aesthetics and a testament to responsible innovation.

### Why Once Fired?

Most tableware, particularly high-performance ceramics, is traditionally fired twice. At Churchill, our once-fired process significantly reduces the energy required to produce each piece, helping to minimise our environmental impact. We began once firing cups and small bowls in the 1980s, and over the decades, we've continually refined the technique, advancing it to accommodate larger items and the addition of decorative colour, without compromising on quality or performance.

Look for this logo  to signify a once fired piece

Some of our latest Envisage pieces:



# Our Sustainability Journey

## FROM CLAY TO PLATE



As a business with over 230 years of heritage, Churchill's commitment to a sustainable future has been an integral part of our company ethos for generations. Our past continues to shape our future; as we evolve, grow and innovate we're able to draw on a rich history of expertise to continuously reduce our impact on the planet, support our people and improve our product.

**SCAN HERE TO LEARN MORE ABOUT OUR SUSTAINABILITY STORY**



SCAN ME



### LOCAL RAW MATERIALS

Our raw materials are sourced from a responsible supplier based in the UK



### WASTE CLAY IS RECYCLED

100% of dry waste clay is recycled, with any failed fired pieces used for building materials



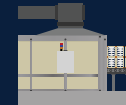
### OPTIMISED PRODUCTION

We use cutting edge technology to improve manufacturing efficiencies and reduce waste to landfill



### ECO GLAZE

Our glaze is recycled and removes impurities to ensure product longevity



### KILN EFFICIENCIES

We have invested in our firing process to reduce energy per piece



### SOLAR ENERGY

We have invested in 5,100 solar panels, making our Stoke-on-Trent warehouse completely net-zero



### OPTIMISING SHIPMENTS

We have warehouses in Stoke-on-Trent, Rotterdam and Chicago to service our key markets efficiently and lower our logistics footprint



### RECYCLABLE PACKAGING

All of our items are packaged in recyclable materials



### DECARBONISATION IN ACTION AWARD

We won the 2023 UK Ceramics award in recognition of our proactive approach to decarbonisation.



# DESIGNED FOR FINE DINING



ALUMINA  
WHITENESS



ALUMINA  
STRENGTH



MICROWAVE  
SAFE



DISHWASHER  
SAFE



POLISHED  
BISCUIT FOOT



STACKABLE



DURABLE  
AND VITRIFIED



SUPERIOR  
GLAZE FINISH



VITRIFIED  
HOTELWARE  
BRITISH STANDARD



MECHANICAL  
DISHWASHER  
RESISTANCE  
BRITISH STANDARD  
EUROPEAN APPROVED

Learn more about our Features & Benefits  
See page 444 - 449



ALCHEMY®  
performance fine china

## ambience

Ambience, the pinnacle collection within the Alchemy brand offers exceptional food presentation.

Its elegant design comes with distinct differences to the rest of the Alchemy tableware. Finer, lighter and a polished biscuit foot due to the manufacturing process.

# ambience

Exceptional Presentation

A stylish and elegant range of fine plates, bowls and beverage, Ambience has been designed for fine dining, creating the perfect canvas for premium food presentation. While Alchemy Smoke elevates the collection with dramatic colour statement pieces.



STANDARD RIM PLATE  
**APRAF1251** 31.7cm 12½"  
Food presentation Area:  
21.5cm 8½"  
CTN QTY 6



STANDARD RIM PLATE  
**APRAF1151** 28cm 11"  
Food presentation Area:  
18.5cm 7¼"  
CTN QTY 6



STANDARD RIM PLATE  
**APRAF8 1** 21.7cm 8½"  
Food presentation Area:  
14cm 5½"  
CTN QTY 6



STANDARD RIM PLATE  
**APRAF7 1** 18.4cm 7¼"  
Food presentation Area:  
11.5cm 4½"  
CTN QTY 6



STANDARD RIM PLATE  
**APRAF6 1** 16.2cm 6"  
Food presentation Area:  
10.5cm 4¼"  
CTN QTY 6



MEDIUM RIM PLATE  
**APRAF1171** 28cm 11"  
Food presentation Area:  
14cm 5½"  
CTN QTY 6



WIDE RIM PLATE  
**APRAF1191** 28cm 11"  
Food presentation Area:  
11cm 4¾"  
CTN QTY 6



STANDARD RIM BOWL  
**APRAB1251** 31.7cm 12½"  
85cl 30oz  
Food presentation Area:  
22cm 8½"  
CTN QTY 6



STANDARD RIM BOWL  
**APRAB1151** 28cm 11"  
51.1cl 18oz  
Food presentation Area:  
18.5cm 7¼"  
CTN QTY 6



STANDARD RIM BOWL  
**APRAB7251** 22cm 8½"  
28.4cl 10oz  
Food presentation Area:  
14.5cm 5½"  
CTN QTY 6



MEDIUM RIM BOWL  
**APRALB121** 31.7cm 12½"  
42.6cl 15oz  
Food presentation Area:  
16.5cm 6½"  
CTN QTY 6



MEDIUM RIM BOWL  
**APRAB1171** 28cm 11"  
28.4cl 10oz  
Food presentation Area:  
14.5cm 5½"  
CTN QTY 6



FINE TEACUP  
**APRAAFC81** 22.7cl 8oz  
H: 6cm Dia: 10cm  
CTN QTY 6



STANDARD RIM  
TEA SAUCER  
**APRAAFS61** 16.5cm 6½"  
CTN QTY 6  
(Fits APRAAFC81)



CAN TEA CUP  
**APRAACT1** 22.7cl 8oz  
H: 6.5cm Dia: 8cm  
CTN QTY 6



CAN TEA SAUCER  
**APRAATCS1** 16.5cm 6½"  
CTN QTY 6  
(Fits APRAACT1)

# ambience



**CAN COFFEE CUP**  
**APRAACF 1** 12.5cl 4.5oz  
 H: 6cm Dia: 6.5cm  
 CTN QTY 6



**CAN COFFEE SAUCER**  
**APRAACCS1** 13.5cm 5½"  
 CTN QTY 6  
 (Fits APRAACF 1)



**CAN MUG**  
**APRAACM 1** 28.4cl 10oz  
 H: 8cm Dia: 7.5cm  
 CTN QTY 6



**OVAL TEAPOT**  
**APRAOT251** 71cl 25oz  
 H: 13.5cm  
 CTN QTY 6  
**REPLACEMENT LID**  
**APRAOL251**  
 CTN QTY 6



**OVAL TEAPOT**  
**APRAOT151** 42.6cl 15oz  
 H: 12cm  
 CTN QTY 6  
**REPLACEMENT LID**  
**APRAOL151**  
 CTN QTY 6



**OVAL COFFEE POT**  
**APRAOC181** 51.1cl 18oz  
 H: 15.5cm  
 CTN QTY 6  
**REPLACEMENT LID**  
**APRAOL181**  
 CTN QTY 6



**OVAL JUG**  
**APRAOJ101** 28.4cl 10oz  
 H: 12cm  
 CTN QTY 6



**OVAL JUG**  
**APRAOJ5 1** 14.2cl 5oz  
 H: 7.5cm  
 CTN QTY 6



**OVAL JUG**  
**APRAOJ2 1** 7.1cl 2.5oz  
 H: 5.5cm  
 CTN QTY 6



**OVAL COVERED SUGAR BOWL**  
**APRAOCS61** 17cl 6oz  
 H: 9cm  
 CTN QTY 6  
**REPLACEMENT LID**  
**APRAOSL61**  
 CTN QTY 6



**FINE SUGAR BOWL**  
**APRAOSBF1** 22.7cl 8oz  
 H: 6cm Dia: 10cm  
 CTN QTY 6



**OVAL SALT**  
**APRAAOS 1** H: 4.5cm  
 CTN QTY 6  
**OVAL PEPPER**  
**APRAAOP 1** H: 4.5cm  
 CTN QTY 6



**BUTTER BLOCK**  
**APRAFBB 1** 2.8cl 1oz  
 H: 4.5cm Dia: 5.8cm  
 CTN QTY 12

NEW COLLECTION

# ambience smoke



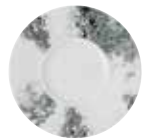
**STANDARD RIM PLATE**  
**APSBF1151** 28cm 11"  
 Food presentation Area:  
 18.5cm 7¼"  
 CTN QTY 6



**STANDARD RIM PLATE**  
**APSBF8 1** 21.7cm 8½"  
 Food presentation Area:  
 14cm 5½"  
 CTN QTY 6



**STANDARD RIM PLATE**  
**APSBF6 1** 16.2cm 6"  
 Food presentation Area:  
 10.5cm 4½"  
 CTN QTY 6



**MEDIUM RIM PLATE**  
**APSBF1171** 28cm 11"  
 Food presentation Area:  
 14cm 5½"  
 CTN QTY 6



**STANDARD RIM BOWL**  
**APSB1151** 28cm 11"  
 51cl 18oz  
 Food presentation Area:  
 18.5cm 7¼"  
 CTN QTY 6

GF Items with a fully glazed foot



# PASSIONATE ABOUT FOOD



ALUMINA  
WHITENESS



ALUMINA  
STRENGTH



MICROWAVE  
SAFE



DISHWASHER  
SAFE



FULLY  
GLAZED BASE



STACKABLE



DURABLE  
AND VITRIFIED



EDGE CHIP  
WARRANTY  
Terms and  
conditions apply



SUPERIOR  
GLAZE FINISH



VITRIFIED  
HOTELWARE  
BRITISH STANDARD



MECHANICAL  
DISHWASHER  
RESISTANCE  
BRITISH STANDARD  
EUROPEAN APPROVED

Learn more about our Features & Benefits  
See page 444 - 449



ALCHEMY®  
performance fine china

A premium tableware collection, Alchemy Performance Fine China is designed for elevated and refined food presentation. Manufactured in the UK, Alchemy offers the perfect balance of design and performance.

The unique Alchemy formula creates one of the strongest ceramics in the world\*, with the optimum level of added alumina and the highest quality fine china clay. Alchemy is a sophisticated collection that is designed to perform.

\* Based on MOR



# abstract

Contemporary Elegance

Designed for contemporary dining settings, Alchemy Abstract features a fresh geometrical embossment on white vitrified fine china. Alchemy Abstract is a high performing and functional collection, the added alumina in the fine china body enhances both strength and whiteness.



**SERVICE PLATE**  
APRDUS131 33cm 13"  
CTN QTY 6



**PLATE**  
APRDUP111 30cm 11 1/4"  
CTN QTY 12  
APRDUP581 26.8cm 10 5/8"  
CTN QTY 12



**PLATE**  
APRDUP101 25.4cm 10"  
CTN QTY 12  
APRDUP9 23cm 9"  
CTN QTY 12



**PLATE**  
APRDUP8 20.3cm 8"  
CTN QTY 12  
APRDUP651 16.2cm 6 1/2"  
CTN QTY 12



**ROUND PASTA BOWL**  
APRDUPRB1 30.5cm 12"  
79.7cl 28oz  
CTN QTY 12



**RIMMED SOUP BOWL**  
APRDUB9 24.5cm 9 1/2"  
49.5cl 17oz  
CTN QTY 12



**SHALLOW OBLONG TRAY**  
APRD30ST1 30 x 14.5cm  
11 1/4 x 5 1/2"  
CTN QTY 6



**SHALLOW OBLONG TRAY**  
APRD26ST1 26.5 x 13cm  
10 1/4 x 5 1/4"  
CTN QTY 6



**DEEP OBLONG TRAY**  
APRDD1301 30 x 14.5cm  
11 1/4 x 5 1/2" H: 2.5cm  
CTN QTY 6



**DEEP OBLONG TRAY**  
APRDD1261 26.3 x 13cm  
10 1/4 x 5 1/4" H: 2.5cm  
CTN QTY 6



**STACKING TEACUP**  
APRDUSC71 20.6cl 7oz  
H: 6.6cm Dia: 8cm  
CTN QTY 12



**TEA/COFFEE CUP**  
APRDUC81 22cl 8oz  
H: 6cm Dia: 10cm  
CTN QTY 12



**TEA SAUCER**  
APRDUC61 15.3cm 6"  
CTN QTY 12  
(Fits APRDUTC81, APRDUSC71  
& APRDUUCB1)



**STACKING COFFEE CUP**  
APRDUSC31 8.3cl 3oz  
H: 5cm Dia: 6cm  
CTN QTY 12



**ESPRESSO CUP**  
APRDUS3 8.5cl 3oz  
H: 4.3cm Dia: 7cm  
CTN QTY 6



**COFFEE SAUCER**  
APRDUS5 12.8cm 5"  
CTN QTY 12  
(Fits APRDUS3 1 & APRDUSC31)



**TEAPOT**  
APRDUE161 42cl 15oz  
H: 9.8cm  
CTN QTY 6  
**REPLACEMENT LID**  
APR AL161  
CTN QTY 6  
(Fits APRDUE161)



**JUG**  
APRDUG51 13.8cl 5oz  
H: 5.3cm  
CTN QTY 6



**OPEN SUGAR BOWL**  
APRDUSB1 22cl 8oz  
H: 6.5cm Dia: 8.5cm  
CTN QTY 6



**CONSOUMÉ BOWL UNHANDLED**  
APRDUCB1 28.4cl 10oz  
H: 5.5cm Dia: 10cm  
CTN QTY 12



GF Items with a fully glazed foot

ALCHEMY® performance fine china

# abstract feature pieces

Contemporary Elegance

Showcasing a contemporary linear design, the Alchemy Abstract Feature Pieces create a striking statement on the table. Designed for premium food presentation, the silhouette is enhanced by the Smoke design, adding a dramatic colour accent.



COUPE PLATE  
 GF APRDAF581 27.2cm 10½"  
 CTN QTY 6



COUPE PLATE  
 GF APRDAF9 1 23.5cm 9½"  
 CTN QTY 6



COUPE BOWL  
 GF APRDAF101 27.1cm 10½"  
 118cl 40oz  
 CTN QTY 6



COUPE BOWL  
 GF APRDAF8 1 21cm 8¼"  
 59cl 20oz  
 CTN QTY 6

ALCHEMY® performance fine china

# smoke

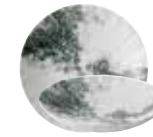
black



COUPE PLATE  
 GF ASMBAF581 27.2cm 10½"  
 CTN QTY 6



COUPE PLATE  
 GF ASMBAF9 1 23.5cm 9½"  
 CTN QTY 6



COUPE BOWL  
 GF ASMBAF101 27.1cm 10½"  
 118cl 40oz  
 CTN QTY 6



COUPE BOWL  
 GF ASMBAF8 1 21cm 8¼"  
 59cl 20oz  
 CTN QTY 6

grey



COUPE PLATE  
 GF ASMGAF581 27.2cm 10½"  
 CTN QTY 6



COUPE PLATE  
 GF ASMGAF9 1 23.5cm 9½"  
 CTN QTY 6



COUPE BOWL  
 GF ASMGAF101 27.1cm 10½"  
 118cl 40oz  
 CTN QTY 6



COUPE BOWL  
 GF ASMGAF8 1 21cm 8¼"  
 59cl 20oz  
 CTN QTY 6

GF Items with a fully glazed foot

# white

Simply Appealing

Premium and timeless, Alchemy White has been designed with versatility and functionality in mind. Simply appealing, this white fine china collection features a comprehensive solution for events catering and hotel dining.



SERVICE PLATE  
APR AS131 33cm 13"  
CTN QTY 6



PLATE  
APR AP131 33cm 13"  
CTN QTY 6



PLATE  
APR AP111 30cm 11½"  
CTN QTY 12



PLATE  
APR AP581 26.8cm 10¾"  
CTN QTY 12



PLATE  
APR AP101 25.4cm 10"  
CTN QTY 12



PLATE  
APR AP9 1 23cm 9"  
CTN QTY 12



PLATE  
APR AP8 1 20.3cm 8"  
CTN QTY 12



PLATE  
APR AP651 16.2cm 6½"  
CTN QTY 12



ROUND PASTA BOWL  
APR APFB1 30.5cm 12"  
79.7cl 29oz  
CTN QTY 12



RIMMED SOUP BOWL  
APR AB9 1 24.5cm 9½"  
49.5cl 17oz  
CTN QTY 12



ROUND BOWL  
APR AB7 1 19.5cm 7¾"  
34cl 12oz  
CTN QTY 12



ROUND BOWL  
APR AB6 1 16.2cm 6½"  
22cl 8oz  
CTN QTY 12



RIMMED OVAL DISH  
APR AO131 33cm 13"  
CTN QTY 6



RIMMED OVAL DISH  
APR AO111 28cm 11"  
CTN QTY 6



RIMMED OVAL DISH  
APR AO8 1 20.3cm 8"  
CTN QTY 12

GF Items with a fully glazed foot



# white



STACKING COFFEE CUP  
**APR ASC61** 17cl 6oz  
H: 6cm Dia: 7.5cm  
CTN QTY 24 ☒



STACKING TEACUP  
**APR ASC71** 20.6cl 7.5oz  
H: 6.6cm Dia: 8cm  
CTN QTY 24 ☒



ELEGANT CUP  
**APR AEC71** 20.6cl 7.5oz  
H: 6.5cm Dia: 8.5cm  
CTN QTY 24 ☒



TEA/COFFEE CUP  
**APR ATC81** 22cl 8oz  
H: 6cm Dia: 10cm  
CTN QTY 24 ☒



CAPPUCCINO CUP  
**APR ACC 1** 34cl 12oz  
H: 6.5cm Dia: 11cm  
CTN QTY 24 ☒



CAPPUCCINO CUP  
**APR ACC81** 22cl 8oz  
H: 6cm Dia: 10cm  
CTN QTY 24 ☒



TEA SAUCER  
☒ **APR AS6 1** 15.3cm 6"  
CTN QTY 24 ☒  
(Fits APR ASC6 1, APR ASC71,  
APR AEC71, APR ATC81,  
APR ACC 1 & APR ACC81)



COUPE TEA SAUCER  
☒ **APR ACS61** 15.3cm 6"  
CTN QTY 24 ☒  
(Fits APR ASC6 1, APR ASC71,  
APR AEC71, APR ATC81,  
APR ACC 1 & APR ACC81)



STACKING COFFEE CUP  
**APR ASC31** 8.3cl 3oz  
H: 5cm Dia: 6cm  
CTN QTY 24 ☒



ESPRESSO CUP  
**APR AEC31** 8.5cl 3oz  
H: 5.5cm Dia: 6.5cm  
CTN QTY 24 ☒



COFFEE SAUCER  
☒ **APR AS5 1** 12.8cm 5"  
CTN QTY 24 ☒  
(Fits APR ASC31, APR AEC31)



STACKING MUG  
**APR AM101** 28.4cl 10oz  
H: 9cm Dia: 8cm  
CTN QTY 24 ☒



MUG  
**APR AM 1** 28cl 10oz  
H: 10.5cm Dia: 8cm  
CTN QTY 24



TEAPOT  
**APR AT361** 1lt 36oz  
H: 13cm  
CTN QTY 6  
REPLACEMENT LID  
**APR ATL31**  
CTN QTY 6  
(Fits APR AT361)



TEAPOT  
**APR AT251** 71cl 25oz  
H: 10.5cm  
CTN QTY 6  
REPLACEMENT LID  
**APR ATL21**  
CTN QTY 6  
(Fits APR AT251)



TEAPOT  
**APR AT151** 42.6cl 15oz  
H: 9cm  
CTN QTY 6  
REPLACEMENT LID  
**APR ATL11**  
CTN QTY 6  
(Fits APR AT151)



COFFEE POT  
**APR AC361** 1lt 36oz  
H: 17cm  
CTN QTY 6  
REPLACEMENT LID  
**APR ACL11**  
CTN QTY 6  
(Fits APR AC361)



COFFEE POT  
**APR AC181** 51.1cl 18oz  
H: 11cm  
CTN QTY 6  
REPLACEMENT LID  
**APR ACL 1**  
CTN QTY 6  
(Fits APR AC181)



JUG  
**APR AJ101** 28cl 10oz  
H: 9cm  
CTN QTY 6  
**APR AJ5 1** 13.8cl 5oz  
H: 6.5cm  
CTN QTY 6



OPEN SUGAR BOWL  
**APR AOSB1** 22cl 8oz  
H: 6.5cm Dia: 8.5cm  
CTN QTY 6 ☒



COVERED SUGAR BOWL  
**APR ACSB1** 22cl 8oz  
H: 7.5cm Dia: 10.5cm  
CTN QTY 6  
REPLACEMENT LID  
**APR ALS 1**  
CTN QTY 6



SAUCE BOAT  
**APR AB121** 34cl 12oz  
H: 8.5cm Dia: 18cm  
CTN QTY 6  
MINI SAUCE BOAT  
**APR AB5 1** 14.2cl 5oz  
H: 6cm Dia: 13.5cm  
CTN QTY 6



CONSOUMÉ BOWL  
UNHANDLED  
**APR AUCB1** 28.4cl 10oz  
H: 5.5cm Dia: 10cm  
CTN QTY 24 ☒



CONSOUMÉ BOWL  
HANDLED  
**APR AHC81** 28.4cl 10oz  
H: 5.5cm Dia: 10cm  
CTN QTY 24 ☒



CONSOUMÉ STAND  
SAUCER  
**APR AS6 1** 15.3cm 6"  
CTN QTY 24 ☒



SUGAR SACHET  
HOLDER  
**APR ASSH1** 11.3 x 7.3cm  
5" x 3"  
CTN QTY 6



BUTTER PAD/BALANCE  
TEA SAUCER  
☒ **APR ABP 1** 10.2cm 4"  
CTN QTY 12



SALT  
**APR AS 1** 6cm 2 1/4"  
CTN QTY 6  
PEPPER  
**APR AP 1** 6cm 2 1/4"  
CTN QTY 6



EGG CUP  
**APR AEC 1** 7cl 2oz  
H: 4.5cm Dia: 4.5cm  
CTN QTY 6



BUD VASE  
**APR ABV 1** 12.5cm 4 1/4"  
CTN QTY 6



# balance

Simply Gourmet

Alchemy Balance provides a perfect minimal platform for elevated food presentation. The premium white colour of the Alchemy fine china body and the simplistic Balance shapes create a fresh, blank canvas for all manner of cuisines.



COUPE PLATE  
APRBAC121 30.5cm 12"  
CTN QTY 6



COUPE PLATE  
APRBAC581 26.8cm 10 1/2"  
CTN QTY 6



COUPE PLATE  
APRBAC91 23cm 9"  
CTN QTY 6



COUPE PLATE  
APRBAC61 16.5cm 6 1/2"  
CTN QTY 6




COUPE BOWL  
APRBAC141 38.5 x 8.8cm  
15 1/4" x 3 1/2" 500cl 17.5oz  
CTN QTY 4



COUPE BOWL  
APRBAC101 26.5cm 10 1/2"  
CTN QTY 6



COUPE BOWL  
APRBAC81 20.3cm 8"  
CTN QTY 6



RECTANGULAR TRAY  
APRBART1 30 x 14.5cm  
11 3/4" x 5 3/2"  
CTN QTY 6



SMALL  
RECTANGULAR TRAY  
APRBART61 17 x 10cm  
6 1/2" x 3 3/4"  
CTN QTY 6



FOOTED SOUP BOWL  
APRBAFSB1 34cl 12oz  
H: 10.5cm Dia: 15cm  
CTN QTY 6



BUTTER PAD  
APRABP1 10.2cm 4"  
CTN QTY 12




RICE BOWL  
APRBART161 44cl 16oz  
H: 7.5cm Dia: 14cm  
CTN QTY 12



RICE BOWL  
APRBARB91 25.6cl 9.5oz  
H: 6.5cm Dia: 11cm  
CTN QTY 24



RICE BOWL  
APRBARB41 12.5cl 4.5oz  
H: 5cm Dia: 9cm  
CTN QTY 24



Balance buffet items available on page 51.

Items with a fully glazed foot



# moonstone

Soft and Organic

Add style and creativity to the tabletop with a beautiful range of bowls and plates inspired by the soft, organic curves of nature. Moonstone offers great flexibility and works across many different types of cuisine, from fine dining to deli-buffet displays.



**BOWL**  
**APRSMB401** 24.6 x 18.2cm  
9 1/2" x 7 1/4" 112.4cl 40oz  
CTN QTY 6



**BOWL**  
**APRSMB301** 20.3 x 15.7cm  
7 7/8" x 6 1/8" 85.2cl 30oz  
CTN QTY 6



**BOWL**  
**APRSMB201** 17.7 x 13.2cm  
7" x 5 1/8" 56.8cl 20oz  
CTN QTY 12



**BOWL**  
**APRSMB101** 10.5 x 14.3cm  
5 1/8" x 4 1/8" 28.4cl 10oz  
CTN QTY 12



**OVAL PLATE**  
**APRSMP131** 26.5 x 35.5cm  
10 1/2" x 13 3/8"  
CTN QTY 6



**OVAL PLATE**  
**APRSMP111** 21.5 x 28.8cm  
8 1/2" x 11 1/2"  
CTN QTY 6



**OVAL PLATE**  
**APRSMP8 1** 16.7 x 22.5cm  
6 1/2" x 8 7/8"  
CTN QTY 12



**OVAL PLATE**  
**APRSMP7 1** 14.5 x 19cm  
5 7/8" x 7 1/2"  
CTN QTY 12



**ACACIA WOOD  
LARGE BOARD**  
**ZCAWLMBD1** 20 x 29cm  
7 7/8" x 11 3/8"  
CTN QTY 4



**ACACIA WOOD  
MEDIUM BOARD**  
**ZCAWMMBD1** 15 x 29cm  
5 7/8" x 11 3/8"  
CTN QTY 4



**ACACIA WOOD BOWL**  
**ZCAWLMBL1** 23 x 21.5 x 11cm  
9" x 8 1/2" x 4 1/8" 140cl 49.2oz  
CTN QTY 4



**ACACIA WOOD BOWL**  
**ZCAWSMBL1** 14 x 13.5 x 7cm  
5 1/2" x 5 1/4" x 2 7/8" 30cl 10.5oz  
CTN QTY 4

Moonstone melamine items available on page 386 - 387



 Items with a fully glazed foot

# energy

Urban Chic

This stylish collection of contemporary, square and rectangular shaped plates and bowls is designed to integrate with the Alchemy White range. With chic elegance and the pure whiteness of fine china, it offers many exciting possibilities to enhance food presentation.



**SQUARE PLATE**  
 ■■ **APR ASDP1** 28cm 11"  
 CTN QTY 6



**SQUARE PLATE**  
 ■■ **APR ASP91** 23.3cm 9"  
 CTN QTY 6



**SQUARE PLATE**  
 ■■ **APR ASSP1** 17.7cm 7"  
 CTN QTY 6



**SQUARE PLATE**  
 ■■ **APR ASP51** 13.2cm 5 1/4"  
 CTN QTY 12



**SQUARE PASTA BOWL**  
 ■■ **APR ASPB1** 25.4cm 10"  
 71cl 25oz  
 CTN QTY 6



**SQUARE BOWL**  
 ■■ **APR ASLB1** 20.3cm 8"  
 56.8cl 20oz  
 CTN QTY 6



**SQUARE BOWL**  
 ■■ **APR ASSB1** 14.2cm 5 1/2"  
 28.4cl 10oz  
 CTN QTY 6



**SQUARE BOWL**  
 ■■ **APR ASTB1** 10.2cm 4"  
 6cl 2oz  
 CTN QTY 12



**RECTANGLE PLATE**  
 ■■ **APR AE131** 33 x 23cm  
 13" x 9"  
 CTN QTY 6

■ GF Items with a fully glazed foot

# sequel & cook & serve

Elegant and fine, the Sequel beverage collection is a sophisticated addition to premium tabletops, while dishes in Cook & Serve are minimal accessory pieces for sides and sauces.



## sequel



**CUP**  
APR AT161 45cl 16oz  
H: 7.3cm Dia: 12cm  
CTN QTY 12



**CUP**  
APR AT121 31.2cl 11.4oz  
H: 6.7cm Dia: 10.5cm  
CTN QTY 12



**CUP**  
APR ATC81 22cl 8oz  
H: 6cm Dia: 10cm  
CTN QTY 24



**COUPE TEA SAUCER**  
APR ACS61 15.3cm 6"  
CTN QTY 24  
(Fits APR AT161 APR AT121 & APR ATC81)



**ESPRESSO CUP**  
APR C3 1 8.5cl 3oz  
H: 4.3cm Dia: 7cm  
CTN QTY 6



**COUPE ESPRESSO SAUCER**  
APR CS5 1 12.5cm 5"  
CTN QTY 12  
(Fits APR C3 1)



**TEAPOT**  
APR TE161 42cl 16oz  
H: 9.8cm  
CTN QTY 6  
**REPLACEMENT LID**  
APR AL161  
CTN QTY 6



**COFFEE POT**  
APR CP211 59cl 21oz  
H: 13.5cm  
CTN QTY 6  
**REPLACEMENT LID**  
APR AL211  
CTN QTY 6



**JUG**  
APR JG101 28cl 10oz  
H: 6.7cm  
CTN QTY 6



**JUG**  
APR JUG51 13.8cl 5oz  
H: 5.3cm  
CTN QTY 6



**UNHANDLED JUG**  
APR JUG21 7.1cl 2oz  
H: 3.5cm  
CTN QTY 6



**COVERED SUGAR BOWL**  
APR CSB21 20cl 7oz  
H: 8.5cm  
CTN QTY 6  
**REPLACEMENT LID**  
APR CSB11  
CTN QTY 6

## cook & serve



**N°3 RAMEKIN**  
APRCAR6 1 17cl 6.5oz  
H: 4.5cm Dia: 8cm  
CTN QTY 24



**N°2 RAMEKIN**  
APRCAR4 1 11cl 4oz  
H: 4cm Dia: 7.5cm  
CTN QTY 24



**N°1 RAMEKIN**  
APRCAR2 1 5.5cl 2oz  
H: 3.4cm Dia: 6.5cm  
CTN QTY 24



# plate towers

Delectable Displays

Our Alchemy Plate Towers have been designed to elevate shared dining moments, from afternoon tea to cheeseboards and tapas. Alternatively Signature Tiles are a sleek and contemporary option for sharing dishes.



**THREE TIER PLATE TOWER\***  
**APRAFFT31** Top Plate: 16.2cm 6"  
 Middle Plate: 21.7cm 8"  
 Bottom Plate: 28cm 11"  
 Height: 33cm 13"  
 CTN QTY 2



**TWO TIER PLATE TOWER\***  
**APRAFFT21** Top Plate: 21.7cm 8"  
 Bottom Plate: 28cm 11"  
 Height: 22cm 8½"  
 CTN QTY 2



**LARGE RECTANGULAR PLATE TOWER\***  
**APRBAPT21** Top Plate: 30 x 14.5cm 11¼" x 5½"  
 Bottom Plate: 56 x 15.3cm 22" x 6"  
 Height: 22cm 8½"  
 CTN QTY 2



**SMALL RECTANGULAR PLATE TOWER\***  
**APRBAPT61** Top Plate: 17 x 10cm 6¾" x 3¾"  
 Bottom Plate: 30 x 14.5cm 11¼" x 5¾"  
 Height: 22cm 8½"  
 CTN QTY 2

# signature tiles & wooden boards



**TOPAZ BLUE  
 RECTANGULAR TILE**  
**RKTBRST 1** 37.6 x 14cm  
 14¾" x 5½"  
 CTN QTY 4  
 (Fits Wooden Boards  
 ZCAWWBDD1 and  
 ZCAWLWSB1)



**QUARTZ BLACK  
 RECTANGULAR TILE**  
**RKBQRST 1** 37.6 x 14cm  
 14¾" x 5½"  
 CTN QTY 4  
 (Fits Wooden Boards  
 ZCAWWBDD1 and  
 ZCAWLWSB1)



**ACACIA WOOD  
 LARGE SERVING BOARD**  
**ZCAWLWSB1** 40 x 16.5cm  
 15¾" x 6½"  
 CTN QTY 4  
 (Compatible with: RKTBRST 1  
 and RKBQRST 1)



**LARGE WOODEN  
 DELI BOARD**  
**ZCAWWBDD1** 40 x 16.5cm  
 15¾" x 6½"  
 CTN QTY 4  
 (Compatible with: RKTBRST 1  
 and RKBQRST 1)

\*Not suitable for dishwasher use

**MADE TO ORDER**

UP TO 3 WEEKS LEAD TIME

# bands

Understated Elegance

Understated elegance is the charm of Mono, with a minimalist black line making a striking contrast to the white body of Alchemy fine china, creating a modern and contemporary feel. Gold and Platinum lines are available to order across the whole Alchemy range, adding an extra dash of luxury and style.



mono  
(AMO)



gold  
(AGB)



platinum  
(APB)



SERVICE PLATE  
AS131 33cm 13"  
CTN QTY 6



PLATE  
AP131 33cm 13"  
CTN QTY 6



PLATE  
AP111 30cm 11½"  
CTN QTY 12



PLATE  
AP581 26.8cm 10½"  
CTN QTY 12



PLATE  
AP101 25.4cm 10"  
CTN QTY 12



PLATE  
AP9 1 23cm 9"  
CTN QTY 12



PLATE  
AP8 1 20.3cm 8"  
CTN QTY 12



PLATE  
AP651 16.2cm 6½"  
CTN QTY 12



RIMMED OVAL DISH  
AO131 33cm 13"  
CTN QTY 6



RIMMED OVAL DISH  
AO111 28cm 11"  
CTN QTY 6



RIMMED OVAL DISH  
AO8 1 20.3cm 8"  
CTN QTY 12



ROUND PASTA BOWL  
ARP81 30.5cm 12"  
79.7cl 29oz  
CTN QTY 12



RIMMED SOUP BOWL  
AB9 1 24.5cm 9½"  
49.5cl 17oz  
CTN QTY 12



ROUND BOWL  
AB7 1 19.5cm 7½"  
34cl 12oz  
CTN QTY 12



ROUND BOWL  
AB6 1 16.2cm 6½"  
22cl 8oz  
CTN QTY 12

- Available in Black Band (AMO)
- Available in Gold Band (AGB)
- Available in Platinum Band (APB)

Alchemy Platinum & Gold bands are not recommended for dishwasher and microwave use.

☑ Items with a fully glazed foot



# bands



**CONSOMMÉ BOWL UNHANDLED**  
**AUCB1** 28.4cl 10oz  
 H: 5.5cm Dia: 10cm  
 CTN QTY 24



**CONSOMMÉ BOWL HANDLED**  
**AHCB1** 28.4cl 10oz  
 H: 5.5cm Dia: 10cm  
 CTN QTY 24



**CONSOMMÉ STAND/SAUCER**  
**AS6 1** 15.3cm 6"  
 CTN QTY 24



**STACKING COFFEE CUP**  
**ASC61** 17cl 6oz  
 H: 6cm Dia: 7.5cm  
 CTN QTY 24



**STACKING TEACUP**  
**ASC71** 20.6cl 7.5oz  
 H: 6.6cm Dia: 8cm  
 CTN QTY 24



**ELEGANT CUP**  
**AEC71** 20.6cl 7.5oz  
 H: 6.5cm Dia: 8.5cm  
 CTN QTY 24



**TEA/COFFEE CUP**  
**ATC81** 22cl 8oz  
 H: 6cm Dia: 10cm  
 CTN QTY 24



**CAPPUCCINO CUP**  
**ACC 1** 34cl 12oz  
 H: 6.5cm Dia: 11cm  
 CTN QTY 24



**CAPPUCCINO CUP**  
**ACC81** 22cl 8oz  
 H: 6cm Dia: 10cm  
 CTN QTY 24



**TEA SAUCER**  
**AS6 1** 15.3cm 6"  
 CTN QTY 24  
 (Fits ASC61, ASC71, AEC71, ATC81, ACC1, ACC81)



**COUPE TEA/COFFEE SAUCER**  
**ACS61** 15.3cm 6"  
 CTN QTY 24  
 (Fits ASC61, ASC71, AEC71, ATC81, ACC1, ACC81)



**STACKING COFFEE CUP**  
**ASC31** 8.3cl 3oz  
 H: 5cm Dia: 6cm  
 CTN QTY 24



**ESPRESSO CUP**  
**AEC31** 8.5cl 3oz  
 H: 5.5cm Dia: 6.5cm  
 CTN QTY 24



**COFFEE SAUCER**  
**AS5 1** 12.8cm 5"  
 CTN QTY 24  
 (Fits ASC31, AEC31)



**STACKING MUG**  
**AM101** 28.4cl 10oz  
 H: 9cm Dia: 8cm  
 CTN QTY 24



**MUG**  
**AM 1** 28cl 10oz  
 H: 10.5cm Dia: 8cm  
 CTN QTY 24



**TEAPOT**  
**AT361** 1ltr 36oz  
 H: 13cm  
 CTN QTY 6  
**AT251** 71cl 25oz  
 H: 10.5cm  
 CTN QTY 6



**TEAPOT**  
**AT151** 42.6cl 15oz  
 H: 9cm  
 CTN QTY 6



**COFFEE POT**  
**AC361** 1ltr 36oz  
 H: 17cm  
 CTN QTY 6



**COFFEE POT**  
**AC181** 51.1cl 18oz  
 H: 11cm  
 CTN QTY 6



**JUG**  
**AJ101** 28cl 10oz  
 H: 9cm  
 CTN QTY 6



**JUG**  
**AJ5 1** 13.8cl 5oz  
 H: 6.5cm  
 CTN QTY 6



**COVERED SUGAR BOWL**  
**ACSB1** 22cl 8oz  
 H: 7.5cm Dia: 10.5cm  
 CTN QTY 6



**OPEN SUGAR BOWL**  
**AOSB1** 22cl 8oz  
 H: 6.5cm Dia: 8.5cm  
 CTN QTY 6



**SUGAR SACHET HOLDER**  
**ASSH1** 11.3 x 7.3cm 5" x 3"  
 CTN QTY 6



**SAUCE BOAT**  
**AB121** 34cl 12oz  
 H: 8.5m Dia: 18cm  
 CTN QTY 6



**MINI SAUCE BOAT**  
**AB5 1** 14.2cl 5oz  
 H: 6cm Dia: 13.5cm  
 CTN QTY 6



**BALANCE BUTTER PAD/TEA SAUCER**  
**ABP 1** 10.2cm 4"  
 CTN QTY 12



**SALT**  
**AS 1** 6cm 2 3/4"  
 CTN QTY 6  
**PEPPER**  
**AP 1** 6cm 2 3/4"  
 CTN QTY 6



**BUD VASE**  
**ABV 1** 12.5cm 4 7/8"  
 CTN QTY 6

■ Available in Black Band (AMO)  
 ■ Available in Gold Band (AGB)  
 ■ Available in Platinum Band (APB)

Alchemy Platinum & Gold bands are not recommended for dishwasher and microwave use




# buffet ceramic servingware

Deli Style


The Alchemy Buffet collection is a creative evolution of shapes, capturing the stunning profiles of Energy, Balance and Moonstone. Combine with our innovative melamine and wood buffet items to add impact to deli style food presentation.




## ceramic buffet trays




RECTANGULAR CERAMIC  
BUFFET TRAY  
**APRBART1** 30 x 14.5cm  
11<sup>3</sup>/<sub>4</sub>" x 5<sup>5</sup>/<sub>8</sub>"  
CTN QTY 6



RECTANGULAR CERAMIC  
BUFFET TRAY  
**APRBART21** 56 x 15.3cm  
22" x 6"  
CTN QTY 4



RECTANGULAR CERAMIC  
BUFFET TRAY  
**APRBART41** 46 x 10cm  
18" x 3<sup>7</sup>/<sub>8</sub>"  
CTN QTY 4



RECTANGULAR CERAMIC  
BUFFET TRAY  
**APRBART51** 58 x 20cm  
22<sup>7</sup>/<sub>8</sub>" x 7<sup>7</sup>/<sub>8</sub>"  
CTN QTY 4



RECTANGULAR CERAMIC  
BUFFET TRAY  
**APRBART61** 17 x 10cm  
6<sup>5</sup>/<sub>8</sub>" x 3<sup>7</sup>/<sub>8</sub>"  
CTN QTY 6



SQUARE CERAMIC  
BUFFET TRAY  
**APRBART1** 30.3 x 30.3cm  
11<sup>7</sup>/<sub>8</sub>" x 11<sup>7</sup>/<sub>8</sub>"  
CTN QTY 4


## ceramic hints buffet trays



HINTS BARLEY WHITE  
RECTANGULAR  
BUFFET TRAY  
**SHWHART1** 30 x 14.5cm  
11<sup>3</sup>/<sub>4</sub>" x 5<sup>5</sup>/<sub>8</sub>"  
CTN QTY 6



HINTS BARLEY WHITE  
SQUARE BUFFET TRAY  
**SHWHAST1** 30.3 x 30.3cm  
11<sup>7</sup>/<sub>8</sub>" x 11<sup>7</sup>/<sub>8</sub>"  
CTN QTY 4



HINTS INDIGO BLUE  
RECTANGULAR  
BUFFET TRAY  
**SHBIART1** 30 x 14.5cm  
11<sup>3</sup>/<sub>4</sub>" x 5<sup>5</sup>/<sub>8</sub>"  
CTN QTY 6



HINTS INDIGO BLUE  
SQUARE BUFFET TRAY  
**SHBIAST1** 30.3 x 30.3cm  
11<sup>7</sup>/<sub>8</sub>" x 11<sup>7</sup>/<sub>8</sub>"  
CTN QTY 4

## balance ceramic buffet bowls



HINTS BARLEY WHITE  
LARGE COUPE BOWL  
**SHWHAC141** 38.5cm 15<sup>1</sup>/<sub>2</sub>"  
H: 8.8cm 500cl 175oz  
CTN QTY 4



HINTS INDIGO BLUE  
LARGE COUPE BOWL  
**SHBIAC141** 38.5cm 15<sup>1</sup>/<sub>2</sub>"  
H: 8.8cm 500cl 175oz  
CTN QTY 4



BALANCE LARGE  
COUPE BOWL  
**APRBAC141** 38.5cm 15<sup>1</sup>/<sub>2</sub>"  
H: 8.8cm 500cl 175oz  
CTN QTY 4

# buffet ceramic servingware



**SQUARE PLATE**  
**APR ASDP1** 28cm 11"  
 CTN QTY 6



**SQUARE PLATE**  
**APR ASP91** 23.3cm 9"  
 CTN QTY 6



**SQUARE PLATE**  
**APR ASSP1** 17.7cm 7"  
 CTN QTY 6



**SQUARE PLATE**  
**APR ASP51** 13.2cm 5 1/4"  
 CTN QTY 12



**SQUARE PASTA BOWL**  
**APR ASPB1** 25.4cm 10"  
 71cl 25oz  
 CTN QTY 6



**SQUARE BOWL**  
**APR ASLB1** 20.3cm 8"  
 56.8cl 20oz  
 CTN QTY 6



**SQUARE BOWL**  
**APR ASSB1** 14.2cm 5 1/2"  
 28.4cl 10oz  
 CTN QTY 6



**SQUARE BOWL**  
**APR ASTB1** 10.2cm 4"  
 6cl 2oz  
 CTN QTY 12



**RECTANGLE PLATE**  
**APR AE131** 33 x 23cm  
 13" x 9"  
 CTN QTY 6



**COUPE PLATE**  
**APRBAC121** 30.5cm 12"  
 CTN QTY 6



**COUPE PLATE**  
**APRBAC581** 26.8cm 10 5/8"  
 CTN QTY 6



**COUPE PLATE**  
**APRBAC91** 23cm 9"  
 CTN QTY 6



**COUPE PLATE**  
**APRBAC61** 16.5cm 6 1/2"  
 CTN QTY 6



**LARGE COUPE BOWL**  
**APRBAC141** 38.5cm 15 1/4"  
 H: 8.8cm 500cl 175oz  
 CTN QTY 4



**COUPE BOWL**  
**APRBAC101** 26.5cm 10 1/2"  
 CTN QTY 6



**COUPE BOWL**  
**APRBAC81** 20.3cm 8"  
 CTN QTY 6



**OVAL PLATE**  
**APRSMP131** 26.5 x 35.5cm  
 10 1/2" x 13 3/4"  
 CTN QTY 6



**OVAL PLATE**  
**APRSMP111** 21.5 x 28.8cm  
 8 1/2" x 11 1/4"  
 CTN QTY 6



**OVAL PLATE**  
**APRSMP81** 16.7 x 22.5cm  
 6 5/8" x 8 7/8"  
 CTN QTY 12  
**APRSMP71** 14.5 x 19cm  
 5 3/4" x 7 1/2"  
 CTN QTY 12



**BOWL**  
**APRSMB401** 24.6 x 18.2cm  
 9 3/4" x 7 1/4" 112.4cl 40oz  
 CTN QTY 6  
**APRSMB301** 20.3 x 15.7cm  
 7 7/8" x 6 1/4" 85.2cl 30oz  
 CTN QTY 6



**BOWL**  
**APRSMB201** 17.7 x 13.2cm  
 7" x 5 1/4" 56.8cl 20oz  
 CTN QTY 12



**BOWL**  
**APRSMB101** 10.5 x 14.3cm  
 5 1/4" x 4 1/4" 28.4cl 10oz  
 CTN QTY 12



**TEAR DISH**  
**APRBATD111** 29.3cm 11 1/2"  
 65.3cl 23oz  
 CTN QTY 6



**TEAR DISH**  
**APRBATD91** 23.6cm 9 1/4"  
 34cl 12oz  
 CTN QTY 6  
**APRBATD61** 16cm 6 1/4"  
 14.2cl 5oz  
 CTN QTY 12



**RICE BOWL**  
**APRBAR161** 44cl 16oz  
 H: 7.5cm Dia: 14cm  
 CTN QTY 12




**RICE BOWL**  
**APRBAR91** 25.6cl 9.5oz  
 H: 6.5cm Dia: 11cm  
 CTN QTY 24



**RICE BOWL**  
**APRBAR41** 12.5cl 4.5oz  
 H: 5cm Dia: 9cm  
 CTN QTY 24



**FOOTED SOUP BOWL**  
**APRBAFSB1** 34cl 12oz  
 H: 10.5cm Dia: 15cm  
 CTN QTY 6



**BUFFET BOAT DISH**  
**APRBAB191** 51.8cm 20 3/4"  
 128cl 45oz  
 CTN QTY 4



**BUFFET BOAT DISH**  
**APRBAB141** 39.2cm 15 1/2"  
 71cl 25oz  
 CTN QTY 6



**BUFFET BOAT DISH**  
**APRBAB111** 29cm 11 1/2"  
 25.5cl 9oz  
 CTN QTY 6





# ENGINEERED FOR PERFORMANCE



MICROWAVE  
SAFE



DISHWASHER  
SAFE



FULLY  
GLAZED BASE



STACKABLE



DURABLE  
AND VITRIFIED



EDGE CHIP WARRANTY  
5 YEAR  
★★★★★  
TERMS AND  
CONDITIONS APPLY



SUPERIOR  
GLAZE FINISH



VITRIFIED  
HOTELWARE  
BRITISH STANDARD



MECHANICAL  
DISHWASHER  
RESISTANCE  
BRITISH STANDARD  
EUROPEAN APPROVED

Learn more about our Features & Benefits  
See page 444 - 449



CHURCHILL®  
super vitrified

Professional tableware that  
works as hard as you do...  
Guaranteed.

The Churchill Super Vitrified body is one of the strongest in the world, delivering presentation that lasts.

A comprehensive collection of ranges from classic to contemporary, whiteware to coloured glazes. A variety of shapes and sizes to provide your tabletop solution.

The Churchill Super Vitrified collection offers solutions for chefs that work in fast moving, professionally disciplined back of house environments.

Professionals demand the best performance time and time again – and want products with a proven track record.

# Stonecast<sup>®</sup>

## Rustic Charm Revived

Stonecast is an exciting collection of hand finished ceramics from Churchill, designed in different styles to suit all manner of hospitality environments. Available in a variety of versatile designs, from the iconic original Stonecast range to innovative new designs such as semi-matte Stonecast Raw and minimal Stonecast Accents, while rustic Stonecast Melamine complements the ceramics collection, enhancing food displays. The nature of the ceramic manufacturing process means that every piece of Stonecast will be slightly different, adding to the overall charm of the product.



HAND DECORATED



EACH PIECE  
IS UNIQUE



CHURCHILL® super vitrified

# Stonecast®

Stonecast is a rustic tableware collection in colours inspired by the changing seasons and fresh ingredients, the design is hand decorated, making each piece unique.

Rustic Charm Revived



Featured with Tanner Vintage cutlery



## Barley White

NEW ADDITIONS



COUPE PLATE  
SWHSEV121 32.4cm 12¾"  
CTN QTY 6  
SWHSEV111 28.8cm 11¼"  
CTN QTY 12



COUPE PLATE  
SWHSEV581 27.5cm 10¾"  
CTN QTY 12



COUPE PLATE  
SWHSEV101 26cm 10¼"  
CTN QTY 12



COUPE PLATE  
SWHSEVP91 23.2cm 9½"  
CTN QTY 12



COUPE PLATE  
SWHSEVP81 21.7cm 8½"  
CTN QTY 12  
SWHSEVP61 16.5cm 6½"  
CTN QTY 12



PLATE  
SWHSEVP111 30.5cm 12"  
CTN QTY 12



PLATE  
SWHSEVP581 27.6cm 10¾"  
CTN QTY 12



PLATE  
SWHSEVP101 26.1cm 10¼"  
CTN QTY 12



PLATE  
SWHSEVP91 23.4cm 9½"  
CTN QTY 12



PLATE  
SWHSEVP81 21cm 8¼"  
CTN QTY 12



PLATE  
SWHSEVP61 17cm 6¾"  
CTN QTY 12



LARGE COUPE BOWL  
SWHSPIC21 31cm 12"  
240cl 84.5oz  
CTN QTY 6



COUPE BOWL  
SWHSEVB91 24.8cm 9¾"  
113.6cl 40oz  
CTN QTY 12



COUPE BOWL  
SWHSEVB71 18.2cm 7¼"  
42.6cl 15oz  
CTN QTY 12



DEEP COUPE PLATE  
SWHSPD271 28.1cm 11"  
H: 3.7cm  
CTN QTY 12



DEEP COUPE PLATE  
SWHSPD251 25.5cm 10"  
H: 3.5cm  
CTN QTY 12





DEEP COUPE PLATE  
SWHSPD221 22.5cm 8 7/8"  
H: 2.7cm  
CTN QTY 12



DEEP COUPE BOWL  
SWHSEB221 22.2cm 8 7/8"  
H: 6.5cm 110cl 39oz  
CTN QTY 6  
SWHSEB191 19.6cm 7 3/4"  
H: 5.5cm 75cl 26oz  
CTN QTY 6



CHEFS' WALLED PLATE  
SWHSWP281 27.5cm 10 7/8"  
H: 2cm  
CTN QTY 6  
SWHSWP261 26cm 10 1/4"  
H: 2cm  
CTN QTY 6



CHEFS' WALLED PLATE  
SWHSWP211 21cm 8 1/4"  
H: 2cm  
CTN QTY 6  
SWHSWP161 15.7cm 6 1/4"  
H: 2cm  
CTN QTY 6



ORGANIC WALLED PLATE  
SWHSOW261 25cm 10"  
H: 2cm  
CTN QTY 6  
SWHSOW211 21cm 8 1/4"  
H: 2cm  
CTN QTY 6



ORGANIC WALLED BOWL  
SWHSWOB21 23cm 9"  
H: 4.5cm 118cl 42oz  
CTN QTY 6  
SWHSWOB11 20cm 7 1/2"  
H: 4.5cm 87cl 31oz  
CTN QTY 6



ORGANIC ROUND PLATE  
SWHSOG111 28.6cm 11 1/4"  
CTN QTY 12  
SWHSOG101 26.4cm 10 3/8"  
CTN QTY 12



ORGANIC ROUND PLATE  
SWHSOG81 21cm 8 1/4"  
CTN QTY 12  
SWHSOG71 18.6cm 7 1/4"  
CTN QTY 12

NEW

NEW

NEW

NEW

NEW

NEW

NEW SHAPE



ORGANIC ROUND BOWL  
SWHSOGB11 25.3cm 9 7/8"  
110cl 38oz  
CTN QTY 12



NATURAL ORGANIC COUPE BOWL  
SWHSPB251 25cm 9 7/8"  
H: 5cm 150cl 53oz  
CTN QTY 6  
Speckled glaze only - no edge band.



NATURAL ORGANIC COUPE BOWL  
SWHSPB221 22cm 8 5/8"  
H: 5cm 74cl 26oz  
CTN QTY 6  
Speckled glaze only - no edge band.



NATURAL ORGANIC DEEP BOWL  
SWHSPWB21 25cm 9 7/8"  
H: 4.5cm 116cl 41oz  
CTN QTY 6  
Speckled glaze only - no edge band.



NATURAL ORGANIC DEEP BOWL  
SWHSPWB11 21.5cm 8 1/2"  
H: 4.5cm 77cl 27oz  
CTN QTY 6  
Speckled glaze only - no edge band.



NATURAL ORGANIC PLATTER  
SWHSPLA31 26 x 20cm  
10 1/4" x 7 7/8"  
CTN QTY 6  
Speckled glaze only - no edge band.



NATURAL ORGANIC PLATTER  
SWHSPLA21 26 x 15cm  
10 1/4" x 5 7/8"  
CTN QTY 6  
Speckled glaze only - no edge band.



OPAL ORGANIC BOWL  
SWHSOBO91 25cm 9 5/8"  
H: 6cm 80cl 28oz  
CTN QTY 12

NEW SHAPE

NEW SHAPE

NEW SHAPE

NEW SHAPE

NEW SHAPE



OPAL ORGANIC BOWL  
SWHSOBO71 20cm 7 7/8"  
H: 5.3cm 34cl 12oz  
CTN QTY 12



OPAL ORGANIC OBLONG  
SWHSOO351 35 x 18.5cm  
13 3/4" x 7 1/4"  
CTN QTY 6



OPAL ORGANIC OBLONG  
SWHSOO301 30 x 15cm  
11 3/4" x 5 7/8"  
CTN QTY 12



OPAL ORGANIC OBLONG  
SWHSOO261 26 x 15cm  
10 1/4" x 5 7/8"  
CTN QTY 12



OPAL ORGANIC OBLONG  
SWHSOO221 22 x 13cm  
8 3/4" x 5 1/4"  
CTN QTY 12



WIDE RIM BOWL  
SWHSVWB11 28cm 11"  
46.8cl 16.5oz  
CTN QTY 12  
SWHSVWB11 24cm 9 1/2"  
28.4cl 10oz  
CTN QTY 12



TRIANGLE PLATE  
SWHSTR121 31.1cm 12 1/4"  
CTN QTY 6  
SWHSTR101 28.5cm 11 1/4"  
CTN QTY 12



TRIANGLE PLATE  
SWHSTR91 24.5cm 9 5/8"  
CTN QTY 12  
SWHSTR71 20.3cm 8"  
CTN QTY 12



TRIANGLE BOWL  
SWHSTRB91 23.5cm 9 1/4"  
60cl 21oz  
CTN QTY 12



TRIANGLE BOWL  
SWHSTRB71 18.5cm 7 1/4"  
37cl 13oz  
CTN QTY 12  
SWHSTRB61 15.3cm 6"  
26cl 9oz  
CTN QTY 12



TRIANGLE SHALLOW BOWL  
SWHSTB271 27.2 x 26.7cm  
10 3/4" x 10 5/8" 78cl 27oz  
CTN QTY 12  
SWHSTB231 21 x 21cm  
8 1/4" x 8 1/4" 41cl 14oz  
CTN QTY 12



CHEFS' TRIANGLE WALLED PLATE  
SWHSTWT21 26cm 10 1/4"  
H: 2cm  
CTN QTY 6  
SWHSTWT11 20cm 7 7/8"  
H: 2cm  
CTN QTY 6



CHEFS' TRIANGLE PLATE  
SWHSTC351 35.5 x 18.8cm  
13 3/4" x 7 3/8"  
CTN QTY 6  
SWHSTC301 30.4 x 20.5cm  
12" x 8"  
CTN QTY 6



CHEFS' TRIANGLE PLATE  
SWHSTC261 26.5 x 20.5cm  
10 3/4" x 8"  
CTN QTY 12



CHEFS' GEO PLATE  
SWHSGE351 35 x 18.5cm  
13 3/4" x 7 1/4"  
CTN QTY 6  
SWHSGE301 30 x 15.5cm  
11 3/4" x 6 1/4"  
CTN QTY 12



CHEFS' OBLONG PLATE No. 4  
SWHSXO141 35.5 x 18.9cm  
13 3/4" x 7 3/8"  
CTN QTY 6  
CHEFS' OBLONG PLATE No. 3  
SWHSXO111 29.8 x 15.3cm  
11 3/4" x 6"  
CTN QTY 12

ENVISAGE® COLLECTION Due to the nature of the once fired manufacturing process, the Envisage collection has a polished biscuit foot. Look for this Logo to signify a once fired piece



Covered by Churchill 5 Year Edge Chip Warranty



CHEFS' OBLONG  
 PLATE No. 2  
**SWHSXO101** 26.9 x 12.7cm  
 10 5/8" x 5"  
 CTN QTY 12



CHEFS' OBLONG  
 PLATE No. 1  
**SWHSXO71** 20 x 12.1cm  
 7 7/8" x 4 3/4"  
 CTN QTY 12



CHEFS' OBLONG  
 PLATE No. 9  
**SWHSXP141** 34.4 x 23.4cm  
 13 1/2" x 9 1/4"  
 CTN QTY 6



CHEFS' OBLONG  
 PLATE No. 8  
**SWHSOBL41** 30 x 19.9cm  
 12" x 7 7/8"  
 CTN QTY 6



CHEFS' OBLONG  
 PLATE No. 7  
**SWHSOBL31** 26.1 x 20.2cm  
 10 1/4" x 8"  
 CTN QTY 12



CHEFS' OBLONG  
 PLATE No. 6  
**SWHSOBL21** 23.7 x 15.7cm  
 9 1/8" x 6 1/8"  
 CTN QTY 12



CHEFS' OBLONG  
 PLATE No. 5  
**SWHSOBL11** 15.4 x 12.6cm  
 6" x 5"  
 CTN QTY 12



OBLONG PLATE  
**SWHSOP141** 34.5 x 18.5cm  
 13 1/2" x 7 1/4"  
 CTN QTY 6  
**SWHSOP111** 29.5 x 14cm  
 11 3/4" x 5 1/2"  
 CTN QTY 12



CHEFS' WALLED  
 OBLONG PLATE  
**SWHSWO341** 35 x 18.5cm  
 13 3/4" x 7 1/4" H: 2cm  
 CTN QTY 6



CHEFS' WALLED  
 OBLONG PLATE  
**SWHSWO291** 30 x 15.4cm  
 11 3/4" x 6" H: 2cm  
 CTN QTY 6



TASTING TRAY  
**SWHSOF331** 32.3 x 10.5cm  
 12 5/8" x 4 1/8"  
 CTN QTY 6



TASTING TRAY  
**SWHSOF301** 29.5 x 8.8cm  
 11 1/2" x 3 3/8"  
 CTN QTY 6  
**SWHSOF231** 24.7 x 8.8cm  
 9 5/8" x 3 3/8"  
 CTN QTY 6



DEEP SQUARE PLATE  
**SWHSDS101** 26.8cm 10 1/2"  
 CTN QTY 6



OVAL COUPE PLATE  
**SWHSOP71** 19.2 x 16cm  
 7 3/4" x 6 1/4"  
 CTN QTY 12



ROUND DISH  
**SWHSID71** 18.5 x 16.8cm  
 7 1/2" x 6 5/8" 35.8cl 12.6oz  
 CTN QTY 12  
**SWHSID61** 16 x 14.5cm  
 6 1/2" x 5 3/4" 24.7cl 8.7oz  
 CTN QTY 12



HANDLED PADDLE  
**SWHSPDLH1** 28.4cm 11 1/8"  
 CTN QTY 6



DEEP SKILLET PAN  
**SWHSRN21** 24.5cm 9 5/8"  
 57cl 20oz  
 CTN QTY 6  
**SWHSPN11** 23cm 9"  
 37cl 13oz  
 CTN QTY 6



LIDDED STEW POT  
**SWHSSPT1** 14cm 5 1/2"  
 43cl 15oz  
 CTN QTY 6  
 REPLACEMENT LID  
**SWHSLD11**  
 CTN QTY 6



INTERMEDIATE OVAL  
 EARED DISH  
**SWHSIOEN1** 23.2 x 12.5cm  
 9 1/4" x 5" 38cl 13.4oz  
 CTN QTY 6



SMALL OVAL EARED DISH  
**SWHSSOEN1** 20.5 x 11.3cm  
 8 1/8" x 4 3/8" 25.5cl 9oz  
 CTN QTY 6



LARGE ROUND EARED DISH  
**SWHSLREN1** 17.5 x 21.5cm  
 7" x 8 1/2" 59cl 20.8oz  
 CTN QTY 6  
**SWHSSREN1** 15 x 18cm  
 5 3/4" x 7 1/8" 30cl 10.6oz  
 CTN QTY 6



LASAGNE DISH  
**SWHSLASN1** 16 x 12 x 5cm  
 6 1/8" x 4 3/4" x 2" 60cl 21.1oz  
 CTN QTY 12



RAMEKIN  
**SWHSLRN1** 9cm 3 1/2"  
 19.5cl 6.9oz  
 CTN QTY 24  
**SWHSSRN1** 7cm 2 3/4"  
 9cl 3.2oz  
 CTN QTY 24



NOODLE BOWL  
**SWHSDBLH1** 107.5cl 37.8oz  
 H: 8cm Dia: 18.3cm  
 CTN QTY 6



SOUP BOWL  
**SWHSRBL61** 47cl 16oz  
 H: 6.3cm Dia: 13.2cm  
 CTN QTY 12



SUGAR BOWL  
**SWHSSGR1** 22.7cl 8oz  
 H: 6.2cm Dia: 9.8cm  
 CTN QTY 12



ZEST BOWL  
**SWHSZE121** 34cl 12oz  
 H: 6.5cm Dia: 12.1cm  
 CTN QTY 12



STACKING BOWL  
**SWHSVB141** 36cl 12.6oz  
 H: 5.5cm Dia: 11.5cm  
 CTN QTY 6



STACKING CUP  
**SWHVSVC81** 22cl 8oz  
 H: 7cm Dia: 8.5cm  
 CTN QTY 12



SAUCER  
**SWHVSMS1** 15cm 5 1/8"  
 CTN QTY 12  
 (Fits SWHVSVC81)



CAPPUCCINO CUP  
**SWHSCB411** 50cl 17.5oz  
 H: 7cm Dia: 11.5cm  
 CTN QTY 6  
**SWHSCB401** 46cl 16oz  
 H: 7cm Dia: 11cm  
 CTN QTY 6



CAPPUCCINO CUP  
**SWHSCB281** 34cl 12oz  
 H: 6.5cm Dia: 11cm  
 CTN QTY 12  
**SWHSCB111** 28cl 10oz  
 H: 6cm Dia: 11cm  
 CTN QTY 12



Due to the nature of the once fired manufacturing process, the Envisage collection has a polished biscuit foot. Look for this Logo to signify a once fired piece

**ENVISAGE**®  
 COLLECTION

Barley White

  
**CAPPUCCINO CUP** ↗  
**SWHSCB201** 22.7cl 8oz  
 H: 5.5cm Dia: 9.5cm  
 CTN QTY 12

  
**CAPPUCCINO CUP** ↗  
**SWHSCB061** 17cl 6oz  
 H: 5.5cm Dia: 9cm  
 CTN QTY 12

  
**SAUCER**  
**SWHSCSS 1** 15.6cm 6 1/8"  
 CTN QTY 12  
 (Fits SWHSCB441, SWHSCB401,  
 SWHSCB281, SWHSCB111,  
 SWHSCB201, SWHSCB061,  
 SWHSSC121, SWHSSC101 &  
 SWHSSC8 1)

  
**ESPRESSO CUP** ↗  
**SWHSCB91** 10cl 3.5oz  
 H: 5.5cm Dia: 6.5cm  
 CTN QTY 12

  
**SAUCER**  
**SWHSESS 1** 11.8cm 4 1/2"  
 CTN QTY 12  
 (Fits SWHSCB91)


  
**MUG** ↗  
**SWHSV121** 34cl 12oz  
 H: 11cm Dia: 8cm  
 CTN QTY 12


**NEW**  
  
**BUBBLE MUG** ↗  
**SWHSSM161** 44cl 16oz  
 H: 9cm Dia: 9.5cm  
 CTN QTY 6


**NEW**  
  
**BUBBLE MUG** ↗  
**SWHSSC121** 34cl 12oz  
 H: 8.5cm Dia: 8.5cm  
 CTN QTY 12

**NEW**  
  
**BUBBLE MUG** ↗  
**SWHSC101** 28cl 10oz  
 H: 8cm Dia: 8.5cm  
 CTN QTY 12

**NEW**  
  
**BUBBLE MUG** ↗  
**SWHSSC8 1** 22.7cl 8oz  
 H: 7.5cm Dia: 8cm  
 CTN QTY 12

  
**BEVERAGE POT**  
**SWHSSB301** 85.2cl 30oz  
 H: 15cm  
 CTN QTY 4  
**REPLACEMENT LID**  
**SWHSL301**  
 CTN QTY 6

  
**BEVERAGE POT**  
**SWHSSB151** 42.6cl 15oz  
 H: 10.5cm  
 CTN QTY 4  
**REPLACEMENT LID**  
**SWHSL151**  
 CTN QTY 6

  
**JUG**  
**SWHSSJ4 1** 11.4cl 4oz  
 H: 7cm  
 CTN QTY 4

  
**JUG**  
**SWHSSJ2 1** 5.6cl 2oz  
 H: 5cm  
 CTN QTY 12

  
**RIPPLE CHIP MUG** ↗  
**SWHSPCM 1** 28cl 10oz  
 H: 9.5cm Dia: 8.3cm  
 CTN QTY 12

  
**RIPPLE DIP POT** ↗  
**SWHSPD21** 5.7cl 2oz  
 H: 5cm Dia: 5.9cm  
 CTN QTY 12


  
**SAUCE DISH** ↗  
**SWHSSD3 1** 9cl 3oz  
 H: 4cm Dia: 8cm  
 CTN QTY 12

  
**SNACK BOWL** ↗  
**SWHSSB141** 13cm 5 1/4"  
 40cl 14oz H: 6.5cm  
 CTN QTY 12

  
**SHALLOW BOWL** ↗  
**SWHSSB91** 13cm 5 1/4"  
 26cl 9oz H: 4.5cm  
 CTN QTY 12

  
**SHALLOW BOWL** ↗  
**SWHSSB61** 11.6cm 4 5/8"  
 20cl 7oz H: 4cm  
 CTN QTY 12

  
**CHIP MUG** ↗  
**SWHSSCM1** 10cm 3 7/8"  
 29cl 11oz H: 8cm  
 CTN QTY 12

  
**DEEP BOWL** ↗  
**SWHSSDB1** 10.2cm 4"  
 24cl 8.4oz H: 6cm  
 CTN QTY 12

  
**DIP POT** ↗  
**SWHSSD41** 8.5cm 3 3/8"  
 11cl 4oz H: 5cm  
 CTN QTY 12

  
**DIP POT** ↗  
**SWHSSD21** 7cm 2 3/4"  
 6cl 2oz H: 4cm  
 CTN QTY 12

**NEW**  
  
**EGG CUP** ↗  
**SWHSEC 1** 4.8cm 1 7/8"  
 CTN QTY 24  
 Speckled glaze only -  
 no edge band.

  
**SALT**  
**SWHSSA 1** 7cm 2 1/2"  
 CTN QTY 12  
**PEPPER**  
**SWHSSPE 1** 7cm 2 1/2"  
 CTN QTY 12

  
**BUD VASE**  
**SWHSSBV 1** 12.5cm 5"  
 CTN QTY 6



↗ Covered by Churchill 5 Year Edge Chip Warranty

Due to the nature of the once fired manufacturing process, the Envisage collection has a polished biscuit foot. Look for this Logo ↗ to signify a once fired piece

**ENVISAGE**®  
 COLLECTION



**COUPE PLATE**  
**SNMSEV121** 32.4cm 12½"  
 CTN QTY 6  
**SNMSEV111** 28.8cm 11¼"  
 CTN QTY 12



**COUPE PLATE**  
**SNMSEV101** 26cm 10¼"  
 CTN QTY 12



**COUPE PLATE**  
**SNMSEVP81** 21.7cm 8½"  
 CTN QTY 12  
**SNMSEVP61** 16.5cm 6½"  
 CTN QTY 12



**LARGE COUPE BOWL**  
**SNMSPLC21** 31cm 12"  
 240cl 84.5oz  
 CTN QTY 6



**COUPE BOWL**  
**SNMSEVB91** 24.8cm 9¾"  
 113.6cl 40oz  
 CTN QTY 12



**COUPE BOWL**  
**SNMSEVB71** 18.2cm 7¼"  
 42.6cl 15oz  
 CTN QTY 12



**ORGANIC WALLED PLATE**  
**SNMSOW261** 25cm 10"  
 H: 2cm  
 CTN QTY 6



**ORGANIC WALLED PLATE**  
**SNMSOW211** 21cm 8¼"  
 H: 2cm  
 CTN QTY 6



**ORGANIC WALLED BOWL**  
**SNMSPWB21** 23cm 9"  
 H: 4.5cm 118cl 42oz  
 CTN QTY 6



**ORGANIC WALLED BOWL**  
**SNMSPWB11** 20cm 7½"  
 H: 4.5cm 87cl 31oz  
 CTN QTY 6



**ORGANIC ROUND PLATE**  
**SNMSOG111** 28.6cm 11¼"  
 CTN QTY 12  
**SNMSOG101** 26.4cm 10½"  
 CTN QTY 12



**ORGANIC ROUND PLATE**  
**SNMSOG81** 21cm 8¼"  
 CTN QTY 12



**ORGANIC ROUND PLATE**  
**SNMSOG71** 18.6cm 7¼"  
 CTN QTY 12



**ORGANIC ROUND BOWL**  
**SNMSOGB11** 25.3cm 9¾"  
 110cl 38oz  
 CTN QTY 12



**NATURAL ORGANIC COUPE BOWL**  
**SNMSPB251** 25cm 9¾"  
 H: 5cm 150cl 53oz  
 CTN QTY 6  
 Speckled glaze only - no edge band.



**NATURAL ORGANIC COUPE BOWL**  
**SNMSPB221** 22cm 8¾"  
 H: 5cm 74cl 26oz  
 CTN QTY 6  
 Speckled glaze only - no edge band.

NEW

NEW



**NATURAL ORGANIC DEEP BOWL**  
**SNMSPWB21** 25cm 9¾"  
 H: 4.5cm 116cl 41oz  
 CTN QTY 6  
 Speckled glaze only - no edge band.



**NATURAL ORGANIC DEEP BOWL**  
**SNMSPWB11** 21.5cm 8½"  
 H: 4.5cm 77cl 27oz  
 CTN QTY 6  
 Speckled glaze only - no edge band.



**NATURAL ORGANIC PLATTER**  
**SNMSPLA31** 26 x 20cm  
 10¼" x 7¾"  
 CTN QTY 6  
 Speckled glaze only - no edge band.



**NATURAL ORGANIC PLATTER**  
**SNMSPLA21** 26 x 15cm  
 10¼" x 5¾"  
 CTN QTY 6  
 Speckled glaze only - no edge band.



**TRIANGLE PLATE**  
**SNMSTR121** 31.1cm 12¼"  
 CTN QTY 6  
**SNMSTR101** 28.5cm 11¼"  
 CTN QTY 12



**TRIANGLE PLATE**  
**SNMSTR91** 24.5cm 9¾"  
 CTN QTY 12  
**SNMSTR71** 20.3cm 8"  
 CTN QTY 12



**TRIANGLE BOWL**  
**SNMSTRB91** 23.5cm 9¼"  
 60cl 21oz  
 CTN QTY 12



**TRIANGLE BOWL**  
**SNMSTRB71** 18.5cm 7¼"  
 37cl 13oz  
 CTN QTY 12

NEW

NEW

NEW

NEW

NEW

NEW



**TRIANGLE BOWL**  
**SNMSTRB61** 15.3cm 6"  
 26cl 9oz  
 CTN QTY 12



**OBLONG PLATE**  
**SNMSOP141** 34.5 x 18.5cm  
 13½" x 7¼"  
 CTN QTY 6



**OBLONG PLATE**  
**SNMSOP111** 29.5 x 14cm  
 11¾" x 5½"  
 CTN QTY 12



**DEEP SQUARE PLATE**  
**SNMSDS101** 26.8cm 10½"  
 CTN QTY 6



**OVAL COUPE PLATE**  
**SNMSOP71** 19.2 x 16cm  
 7¾" x 6¼"  
 CTN QTY 12



**SOUP BOWL**  
**SNMSRBL61** 47cl 16oz  
 H: 6.3cm Dia: 13.2cm  
 CTN QTY 12



**SUGAR BOWL**  
**SNMSSSGR1** 22.7cl 8oz  
 H: 6.2cm Dia: 9.8cm  
 CTN QTY 12



**ZEST BOWL**  
**SNMSZE121** 34cl 12oz  
 H: 6.5cm Dia: 12.1cm  
 CTN QTY 12



Due to the nature of the once fired manufacturing process, the Envisage collection has a polished biscuit foot. Look for this Logo to signify a once fired piece

ENVISAGE®  
 COLLECTION

NEW ADDITIONS

Nutmeg Cream



CAPPUCCINO CUP ↗  
SNMSCB281 34cl 12oz  
H: 6.5cm Dia: 11cm  
CTN QTY 12 ✦



CAPPUCCINO CUP ↗  
SNMSCB201 22.7cl 8oz  
H: 5.5cm Dia: 9.5cm  
CTN QTY 12 ✦



SAUCER  
SNMSCSS 1 15.6cm 6½"  
CTN QTY 12 ✦  
(Fits SNMSCB281 & SNMSCB201)




ESPRESSO CUP ↗  
SNMSCEB91 10cl 3.5oz  
H: 5.5cm Dia: 6.5cm  
CTN QTY 12 ✦



SAUCER  
SNMSESS 1 11.8cm 4½"  
CTN QTY 12 ✦  
(Fits SNMSCEB91)



BEVERAGE POT  
SNMSSB151 42.6cl 15oz  
H: 10.5cm  
CTN QTY 4  
REPLACEMENT LID  
SNMSRL151  
CTN QTY 6



JUG  
SNMSSJ4 1 11.4cl 4oz  
H: 7cm  
CTN QTY 4



MUG ↗  
SNMSVM121 34cl 12oz  
H: 11cm Dia: 8cm  
CTN QTY 12 ✦

NEW



SAUCE DISH ↗  
SNMSSD3 1 9cl 3oz  
H: 4cm Dia: 8cm  
CTN QTY 12

NEW



SNACK BOWL ↗  
SNMSSB141 13cm 5¼"  
40cl 14oz H: 6.5cm  
CTN QTY 12

NEW



DIP POT ↗  
SNMSSD21 7cm 2¾"  
6cl 2oz H: 4cm  
CTN QTY 12

NEW COLOUR

Truffle



COUPE PLATE  
STUSEV111 28.8cm 11¼"  
CTN QTY 12 ✦  
STUSEV101 26cm 10¼"  
CTN QTY 12 ✦



COUPE PLATE  
STUSEVP81 21.7cm 8½"  
CTN QTY 12 ✦  
STUSEVP61 16.5cm 6½"  
CTN QTY 12 ✦



COUPE BOWL  
STUSEVB91 24.8cm 9¾"  
113.6cl 40oz  
CTN QTY 12 ✦  
STUSEVB71 18.2cm 7¼"  
42.6cl 15oz  
CTN QTY 12 ✦



CHEFS' WALLED PLATE  
STUSWP261 26cm 10¼"  
H: 2cm  
CTN QTY 6 ✦

NEW SHAPE



CHEFS' WALLED PLATE  
STUSWP211 21cm 8¼"  
H: 2cm  
CTN QTY 6 ✦



OPAL ORGANIC BOWL  
STUSOB091 25cm 9¾"  
H: 6cm 80cl 28oz  
CTN QTY 12 ✦

NEW SHAPE



OPAL ORGANIC BOWL  
STUSOB071 20cm 7¾"  
H: 5.3cm 34cl 12oz  
CTN QTY 12 ✦

NEW SHAPE



OPAL ORGANIC OBLONG  
STUSOO351 35 x 18.5cm  
13¾ x 7¼"  
CTN QTY 6 ✦

NEW SHAPE



OPAL ORGANIC OBLONG  
STUSOO301 30 x 15cm  
11¼ x 5¾"  
CTN QTY 12 ✦

NEW SHAPE



OPAL ORGANIC OBLONG  
STUSOO261 26 x 15cm  
10¼ x 5¾"  
CTN QTY 12 ✦

NEW SHAPE



OPAL ORGANIC OBLONG  
STUSOO221 22 x 13cm  
8¾ x 5¼"  
CTN QTY 12 ✦



TRIANGLE PLATE  
STUSTR9 1 24.5cm 9¾"  
CTN QTY 12 ✦  
STUSTR7 1 20.3cm 8"  
CTN QTY 12 ✦



TRIANGLE BOWL  
STUSTRB91 23.5cm 9¼"  
60cl 21oz  
CTN QTY 12 ✦



TRIANGLE BOWL  
STUSTRB61 15.3cm 6"  
26cl 9oz  
CTN QTY 12 ✦



CHEFS' OBLONG PLATE NO. 4  
STUSOX141 35.5 x 18.9cm  
13¾ x 7¾"  
CTN QTY 6 ✦



CHEFS' OBLONG PLATE NO. 3  
STUSOX111 29.8 x 15.3cm  
11¾ x 6"  
CTN QTY 12 ✦





COUPE PLATE  
SPGSEV121 32.4cm 12¼"  
CTN QTY 6  
SPGSEV111 28.8cm 11¼"  
CTN QTY 12



COUPE PLATE  
SPGSEV581 27.5cm 10¾"  
CTN QTY 12  
SPGSEV101 26cm 10¼"  
CTN QTY 12



COUPE PLATE  
SPGSEVP91 23.2cm 9¼"  
CTN QTY 12



COUPE PLATE  
SPGSEVP81 21.7cm 8½"  
CTN QTY 12  
SPGSEVP61 16.5cm 6½"  
CTN QTY 12



LARGE COUPE BOWL  
SPGSPLC21 31cm 12"  
240cl 84.5oz  
CTN QTY 6



COUPE BOWL  
SPGSEVB91 24.8cm 9¾"  
113.6cl 40oz  
CTN QTY 12  
SPGSEVB71 18.2cm 7¼"  
42.6cl 15oz  
CTN QTY 12



DEEP COUPE PLATE  
SPGSPD271 28.1cm 11"  
H: 3.7cm  
CTN QTY 12



DEEP COUPE PLATE  
SPGSPD251 25.5cm 10"  
H: 3.5cm  
CTN QTY 12  
SPGSPD221 22.5cm 8¾"  
H: 2.7cm  
CTN QTY 12



DEEP COUPE BOWL  
SPGSEB221 22.2cm 8¾"  
H: 6.5cm 110cl 39oz  
CTN QTY 6  
SPGSEB191 19.6cm 7¾"  
H: 5.5cm 75cl 26oz  
CTN QTY 6



CHEFS' WALLED PLATE  
SPGSWP281 27.5cm 10¾"  
H: 2cm  
CTN QTY 6  
SPGSWP261 26cm 10¼"  
H: 2cm  
CTN QTY 6



CHEFS' WALLED PLATE  
SPGSWP211 21cm 8¼"  
H: 2cm  
CTN QTY 6  
SPGSWP161 15.7cm 6¼"  
H: 2cm  
CTN QTY 6



ORGANIC WALLED PLATE  
SPGSOW261 25cm 10"  
H: 2cm  
CTN QTY 6  
SPGSOW211 21cm 8¼"  
H: 2cm  
CTN QTY 6



ORGANIC WALLED BOWL  
SPGSOWB21 23cm 9"  
H: 4.5cm 118cl 42oz  
CTN QTY 6  
SPGSOWB11 20cm 7¾"  
H: 4.5cm 87cl 31oz  
CTN QTY 6



ORGANIC ROUND PLATE  
SPGSOG111 28.6cm 11¼"  
CTN QTY 12  
SPGSOG101 26.4cm 10¾"  
CTN QTY 12



ORGANIC ROUND PLATE  
SPGSOG81 21cm 8¼"  
CTN QTY 12  
SPGSOG71 18.6cm 7¼"  
CTN QTY 12



ORGANIC ROUND BOWL  
SPGSOGB11 25.3cm 9¾"  
110cl 38oz  
CTN QTY 12

NEW

NEW

NEW

NEW

NEW

NEW



NATURAL ORGANIC COUPE BOWL  
SPGSPB251 25cm 9¾"  
H: 5cm 150cl 53oz  
CTN QTY 6  
Speckled glaze only - no edge band.



NATURAL ORGANIC COUPE BOWL  
SPGSPB221 22cm 8¾"  
H: 5cm 74cl 26oz  
CTN QTY 6  
Speckled glaze only - no edge band.



NATURAL ORGANIC DEEP BOWL  
SPGSPWB21 25cm 9¾"  
H: 4.5cm 116cl 41oz  
CTN QTY 6  
Speckled glaze only - no edge band.



NATURAL ORGANIC DEEP BOWL  
SPGSPWB11 21.5cm 8½"  
H: 4.5cm 77cl 27oz  
CTN QTY 6  
Speckled glaze only - no edge band.



NATURAL ORGANIC PLATTER  
SPGSPLA31 26 x 20cm  
10¼" x 7¾"  
CTN QTY 6  
Speckled glaze only - no edge band.



NATURAL ORGANIC PLATTER  
SPGSPLA21 26 x 15cm  
10¼" x 5¾"  
CTN QTY 6  
Speckled glaze only - no edge band.



WIDE RIM BOWL  
SPGSWB11 28cm 11"  
46.8cl 16.5oz  
CTN QTY 12  
SPGSVWB11 24cm 9½"  
28.4cl 10oz  
CTN QTY 12



TRIANGLE PLATE  
SPGSTR121 31.1cm 12¼"  
CTN QTY 6  
SPGSTR101 28.5cm 11¼"  
CTN QTY 12



TRIANGLE PLATE  
SPGSTR91 24.5cm 9¾"  
CTN QTY 12  
SPGSTR71 20.3cm 8"  
CTN QTY 12



TRIANGLE BOWL  
SPGSTRB91 23.5cm 9¼"  
60cl 21oz  
CTN QTY 12  
SPGSTRB71 18.5cm 7¼"  
37cl 13oz  
CTN QTY 12



TRIANGLE BOWL  
SPGSTRB61 15.3cm 6"  
26cl 9oz  
CTN QTY 12



CHEFS' GEO PLATE  
SPSGE351 35 x 18.5cm  
13¾" x 7¼"  
CTN QTY 6  
SPSGE301 30 x 15.5cm  
11¾" x 6¼"  
CTN QTY 12



CHEFS' TRIANGLE WALLED PLATE  
SPGSWT271 26cm 10¼"  
H: 2cm  
CTN QTY 6



CHEFS' TRIANGLE WALLED PLATE  
SPGSWT211 20cm 7¾"  
H: 2cm  
CTN QTY 6



CHEFS' OBLONG PLATE No. 4  
SPGSXO141 35.5 x 18.9cm  
13¾" x 7¾"  
CTN QTY 6



CHEFS' OBLONG PLATE No. 3  
SPGSXO111 29.8 x 15.3cm  
11¾" x 6"  
CTN QTY 12



Due to the nature of the once fired manufacturing process, the Envisage collection has a polished biscuit foot. Look for this Logo to signify a once fired piece

ENVISAGE COLLECTION



CHEFS' OBLONG PLATE No. 2  
SPGSXO101 26.9 x 12.7cm  
10 5/8" x 5"  
CTN QTY 12



CHEFS' OBLONG PLATE No. 1  
SPGSXO7 20 x 12.1cm  
7 1/2" x 4 1/2"  
CTN QTY 12



CHEFS' OBLONG PLATE No. 9  
SPGSXP141 34.4 x 23.4cm  
13 1/2" x 9 1/4"  
CTN QTY 6



CHEFS' OBLONG PLATE No. 8  
SPGSOBL41 30 x 19.9cm  
12" x 7 1/2"  
CTN QTY 6  
CHEFS' OBLONG PLATE No. 7  
SPGSOBL31 26.1 x 20.2cm  
10 1/4" x 8"  
CTN QTY 12



CHEFS' OBLONG PLATE No. 6  
SPGSOBL21 23.7 x 15.7cm  
9 1/2" x 6 1/4"  
CTN QTY 12  
CHEFS' OBLONG PLATE No. 5  
SPGSOBL11 15.4 x 12.6cm  
6" x 5"  
CTN QTY 12



OBLONG PLATE  
SPGSOP141 34.5 x 18.5cm  
13 1/2" x 7 1/4"  
CTN QTY 6



OBLONG PLATE  
SPGSOP111 29.5 x 14cm  
11 1/2" x 5 1/2"  
CTN QTY 12



CHEFS' WALLED OBLONG PLATE  
SPGSWO341 35 x 18.5cm  
13 3/4" x 7 1/4" H: 2cm  
CTN QTY 6



CHEFS' WALLED OBLONG PLATE  
SPGSWO291 30 x 15.4cm  
11 1/2" x 6" H: 2cm  
CTN QTY 6



TASTING TRAY  
SPGSOF331 32.3 x 10.5cm  
12 3/4" x 4 1/8"  
CTN QTY 6



TASTING TRAY  
SPGSOF301 29.5 x 8.8cm  
11 1/2" x 3 3/8"  
CTN QTY 6



TASTING TRAY  
SPGSOF231 24.7 x 8.8cm  
9 3/4" x 3 3/8"  
CTN QTY 6



DEEP SQUARE PLATE  
SPGSDS101 26.8cm 10 1/2"  
CTN QTY 6



OVAL COUPE PLATE  
SPGSOP7 19.2 x 16cm  
7 1/2" x 6 1/4"  
CTN QTY 12



ROUND DISH  
SPGSD7 18.5 x 16.8cm  
7 1/2" x 6 5/8" 35.8cl 12.6oz  
CTN QTY 12



ROUND DISH  
SPGSD6 16 x 14.5cm  
6 1/4" x 5 3/4" 24.7cl 8.7oz  
CTN QTY 12



HANDLED PADDLE  
SPGSDDL1 28.4cm 11 1/8"  
CTN QTY 6



DEEP SKILLET PAN  
SPGSPPN2 24.5cm 9 5/8"  
57cl 20oz  
CTN QTY 6  
SPGSPN1 23cm 9"  
37cl 13oz  
CTN QTY 6



LIDDED STEW POT  
SPGSLPT1 14cm 5 1/2"  
43cl 15oz  
CTN QTY 6  
REPLACEMENT LID  
SPGSLD1 1  
CTN QTY 6



NOODLE BOWL  
SPGSNDBL1 107.5cl 37.8oz  
H: 8cm Dia: 18.3cm  
CTN QTY 6



SOUP BOWL  
SPGSRBL61 47cl 16oz  
H: 6.3cm Dia: 13.2cm  
CTN QTY 12



SUGAR BOWL  
SPGSSGR1 22.7cl 8oz  
H: 6.2cm Dia: 9.8cm  
CTN QTY 12



ZEST BOWL  
SPGSZE121 34cl 12oz  
H: 6.5cm Dia: 12.1cm  
CTN QTY 12



STACKING BOWL  
SPGSVB141 36cl 12.6oz  
H: 5.5cm Dia: 11.5cm  
CTN QTY 6



STACKING CUP  
SPGSVSC81 22cl 8oz  
H: 7cm Dia: 8.5cm  
CTN QTY 12



SAUCER  
SPGSVM1 15cm 5 1/4"  
CTN QTY 12  
(Fits SPGSVSC81)



CAPPUCCINO CUP  
SPGSCB281 34cl 12oz  
H: 6.5cm Dia: 11cm  
CTN QTY 12



CAPPUCCINO CUP  
SPGSCB111 28cl 10oz  
H: 6cm Dia: 11cm  
CTN QTY 12



CAPPUCCINO CUP  
SPGSCB201 22.7cl 8oz  
H: 5.5cm Dia: 11cm  
CTN QTY 12



CAPPUCCINO CUP  
SPGSCB061 17cl 6oz  
H: 5.5cm Dia: 9cm  
CTN QTY 12



SAUCER  
SPGSCSS1 15.6cm 6 1/8"  
CTN QTY 12  
(Fits, SPGSCB281, SPGSCB111, SPGSCB201 & SPGSCB061)



ESPRESSO CUP  
SPGSCB91 10cl 3.5oz  
H: 5.5cm Dia: 6.5cm  
CTN QTY 12



Due to the nature of the once fired manufacturing process, the Envisage collection has a polished biscuit foot. Look for this Logo to signify a once fired piece

ENVISAGE®  
COLLECTION

NEW ADDITIONS

Peppercorn Grey



SAUCER  
SPGSS1 11.8cm 4½"  
CTN QTY 12  
(Fits SPGSCEB91)



MUG  
SPGSVM121 34cl 12oz  
H: 11cm Dia: 8cm  
CTN QTY 12



BEVERAGE POT  
SPGSSB301 85.2cl 30oz  
H: 15cm  
CTN QTY 4  
REPLACEMENT LID  
SPGSL301  
CTN QTY 6



BEVERAGE POT  
SPGSSB151 42.6cl 15oz  
H: 10.5cm  
CTN QTY 4  
REPLACEMENT LID  
SPGSL151  
CTN QTY 6



JUG  
SPGSSJ4 11.4cl 4oz  
H: 7cm  
CTN QTY 4



JUG  
SPGSSJ2 5.6cl 2oz  
H: 5cm  
CTN QTY 12



RIPPLE CHIP MUG  
SPGSRPCM1 28cl 10oz  
H: 9.5cm Dia: 8.3cm  
CTN QTY 12



RIPPLE DIP POT  
SPGSRPD21 5.7cl 2oz  
H: 5cm Dia: 5.9cm  
CTN QTY 12



SAUCE DISH  
SPGSSD3 9cl 3oz  
H: 4cm Dia: 8cm  
CTN QTY 12



SNACK BOWL  
SPGSSB141 13cm 5¼"  
40cl 14oz H: 6.5cm  
CTN QTY 12



SHALLOW BOWL  
SPGSSB91 13cm 5¼"  
26cl 9oz H: 4.5cm  
CTN QTY 12



SHALLOW BOWL  
SPGSSB61 11.6cm 4½"  
20cl 7oz H: 4cm  
CTN QTY 12



CHIP MUG  
SPGSBSCM1 10cm 3¾"  
29cl 11oz H: 8cm  
CTN QTY 12



DEEP BOWL  
SPGSBDB1 10.2cm 4"  
24cl 8.4oz H: 8cm  
CTN QTY 12



DIP POT  
SPGSBSD41 8.5cm 3¾"  
11cl 4oz H: 5cm  
CTN QTY 12  
SPGSBSD21 7cm 2¾"  
6cl 2oz H: 4cm  
CTN QTY 12

NEW



EGG CUP\*  
SPGSEC 1 4.8cm 1¾"  
CTN QTY 24  
Speckled glaze only -  
no edge band.



CHURCHILL<sup>®</sup> super vitrified

# Stonecast<sup>®</sup>

Rustic Charm Revived



## Duck Egg Blue



COUPE PLATE  
**SDESEV121** 32.4cm 12¾"  
 CTN QTY 6 ✦  
**SDESEV111** 28.8cm 11¼"  
 CTN QTY 12 ✦



COUPE PLATE  
**SDESEV581** 27.5cm 10¾"  
 CTN QTY 12 ✦



COUPE PLATE  
**SDESEV101** 26cm 10¼"  
 CTN QTY 12 ✦



COUPE PLATE  
**SDESEVP91** 23.2cm 9¼"  
 CTN QTY 12 ✦



COUPE PLATE  
**SDESEVP81** 21.7cm 8½"  
 CTN QTY 12 ✦



COUPE PLATE  
**SDESEVP61** 16.5cm 6½"  
 CTN QTY 12 ✦



LARGE COUPE BOWL  
**SDESPLC21** 31cm 12"  
 240cl 84.5oz  
 CTN QTY 6 ✦



COUPE BOWL  
**SDESEVB91** 24.8cm 9¾"  
 113.6cl 40oz  
 CTN QTY 12 ✦



COUPE BOWL  
**SDESEVB71** 18.2cm 7¼"  
 42.6cl 15oz  
 CTN QTY 12 ✦



DEEP COUPE PLATE  
**SDESPD271** 28.1cm 11"  
 H: 3.7cm  
 CTN QTY 12 ✦



DEEP COUPE PLATE  
**SDESPD251** 25.5cm 10"  
 H: 3.5cm  
 CTN QTY 12 ✦



DEEP COUPE PLATE  
**SDESPD221** 22.5cm 8¾"  
 H: 2.7cm  
 CTN QTY 12 ✦



DEEP COUPE BOWL  
**SDESEB221** 22.2cm 8¾"  
 H: 6.5cm 110cl 39oz  
 CTN QTY 6 ✦



DEEP COUPE BOWL  
**SDESEB191** 19.6cm 7¾"  
 H: 5.5cm 75cl 26oz  
 CTN QTY 6 ✦



CHEFS' WALLED PLATE  
**SDESWP261** 26cm 10¼"  
 H: 2cm  
 CTN QTY 6 ✦



CHEFS' WALLED PLATE  
**SDESWP211** 21cm 8¼"  
 H: 2cm  
 CTN QTY 6 ✦



✦ Covered by Churchill 5 Year Edge Chip Warranty



ORGANIC ROUND PLATE  
SDESOG111 28.6cm 11¼"  
CTN QTY 12



ORGANIC ROUND PLATE  
SDESOG101 26.4cm 10½"  
CTN QTY 12



ORGANIC ROUND PLATE  
SDESOG81 21cm 8¼"  
CTN QTY 12



ORGANIC ROUND PLATE  
SDESOG71 18.6cm 7¼"  
CTN QTY 12



ORGANIC ROUND BOWL  
SDESOGB11 25.3cm 9¾"  
110cl 38oz  
CTN QTY 12



NEW  
NATURAL ORGANIC  
COUPE BOWL ↗  
SDESPB251 25cm 9¾"  
H: 5cm 150cl 53oz  
CTN QTY 6  
Speckled glaze only - no  
edge band.



NEW  
NATURAL ORGANIC  
COUPE BOWL ↗  
SDESPB221 22cm 8¾"  
H: 5cm 74cl 26oz  
CTN QTY 6  
Speckled glaze only - no  
edge band.



NEW  
NATURAL ORGANIC  
DEEP BOWL ↗  
SDESPWB21 25cm 9¾"  
H: 4.5cm 116cl 41oz  
CTN QTY 6  
Speckled glaze only - no  
edge band.



NEW  
NATURAL ORGANIC  
DEEP BOWL ↗  
SDESPWB11 21.5cm 8½"  
H: 4.5cm 77cl 27oz  
CTN QTY 6  
Speckled glaze only - no  
edge band.



NEW  
NATURAL  
ORGANIC PLATTER ↗  
SDESPLA31 26 x 20cm  
10¼" x 7¾"  
CTN QTY 6  
Speckled glaze only - no  
edge band.



NEW  
NATURAL  
ORGANIC PLATTER ↗  
SDESPLA21 26 x 15cm  
10¼" x 5¾"  
CTN QTY 6  
Speckled glaze only - no  
edge band.



NEW SHAPE  
OPAL ORGANIC  
BOWL  
SDESOBO91 25cm 9¾"  
H: 6cm 80cl 28oz  
CTN QTY 12



NEW SHAPE  
OPAL ORGANIC  
BOWL  
SDESOBO71 20cm 7¾"  
H: 5.3cm 34cl 12oz  
CTN QTY 12



NEW SHAPE  
OPAL ORGANIC  
OBLONG  
SDES00351 35 x 18.5cm  
13¾" x 7¼"  
CTN QTY 6



NEW SHAPE  
OPAL ORGANIC  
OBLONG  
SDES00301 30 x 15cm  
11¾" x 5¾"  
CTN QTY 12



NEW SHAPE  
OPAL ORGANIC  
OBLONG  
SDES00261 26 x 15cm  
10¼" x 5¾"  
CTN QTY 12



NEW SHAPE  
OPAL ORGANIC  
OBLONG  
SDES00221 22 x 13cm  
8¾" x 5¼"  
CTN QTY 12



WIDE RIM BOWL  
SDES00221 28cm 11"  
46.8cl 16.5oz  
CTN QTY 12



WIDE RIM BOWL  
SDES00221 24cm 9½"  
28.4cl 10oz  
CTN QTY 12



TRIANGLE PLATE  
SDES00221 31.1cm 12¼"  
CTN QTY 6



TRIANGLE PLATE  
SDES00221 28.5cm 11¼"  
CTN QTY 12



TRIANGLE PLATE  
SDES00221 24.5cm 9¾"  
CTN QTY 12



TRIANGLE PLATE  
SDES00221 20.3cm 8"  
CTN QTY 12



TRIANGLE BOWL  
SDES00221 23.5cm 9¼"  
60cl 21oz  
CTN QTY 12



TRIANGLE BOWL  
SDESTRB71 18.5cm 7¼"  
37cl 13oz  
CTN QTY 12



TRIANGLE BOWL  
SDESTRB61 15.3cm 6"  
26cl 9oz  
CTN QTY 12



CHEFS' TRIANGLE PLATE  
SDESTC351 35.5 x 18.8cm  
13¾" x 7¾"  
CTN QTY 6  
SDESTC301 30.4 x 20.5cm  
12" x 8"  
CTN QTY 6



CHEFS' TRIANGLE PLATE  
SDESTC261 26.5 x 20.5cm  
10¾" x 8"  
CTN QTY 12



OBLONG PLATE  
SDESOP141 34.5 x 18.5cm  
13½" x 7¼"  
CTN QTY 6



OBLONG PLATE  
SDESOP111 29.5 x 14cm  
11¾" x 5½"  
CTN QTY 12



DEEP SQUARE PLATE  
SDES00101 26.8cm 10½"  
CTN QTY 6



OVAL PLATE  
SDESOP71 19.2 x 16cm  
7¾" x 6¼"  
CTN QTY 12



Due to the nature of the once fired manufacturing process, the Envisage collection has a polished biscuit foot. Look for this Logo to signify a once fired piece

ENVISAGE®  
COLLECTION



**NOODLE BOWL**  
**SDESNDBL1** 107.5cl 37.8oz  
 H: 8cm Dia: 18.3cm  
 CTN QTY 6



**SOUP BOWL** ↻  
**SDESRLB1** 47cl 16oz  
 H: 6.3cm Dia: 13.2cm  
 CTN QTY 12



**SUGAR BOWL** ↻  
**SDESSGR1** 22.7cl 8oz  
 H: 6.2cm Dia: 9.8cm  
 CTN QTY 12 ✦



**ZEST BOWL** ↻  
**SDESZE121** 34cl 12oz  
 H: 6.5cm Dia: 12.1cm  
 CTN QTY 12



**CAPPUCCINO CUP** ↻  
**SDESCB441** 50cl 17.5oz  
 H: 7cm Dia: 11.5cm  
 CTN QTY 6 ✦



**CAPPUCCINO CUP** ↻  
**SDESCB401** 46cl 16oz  
 H: 7cm Dia: 11cm  
 CTN QTY 6 ✦



**CAPPUCCINO CUP** ↻  
**SDESCB281** 34cl 12oz  
 H: 6.5cm Dia: 11cm  
 CTN QTY 12 ✦



**CAPPUCCINO CUP** ↻  
**SDESCB201** 22.7cl 8oz  
 H: 5.5cm Dia: 9.5cm  
 CTN QTY 12 ✦



**SAUCER**  
**SDESCSS1** 15.6cm 6 1/8"  
 CTN QTY 12 ✦  
 (Fits SDESCB441, SDESCB401,  
 SDESCB281, SDESCB201),  
 SDESSC121, SDESSC101 &  
 SDESSC81



**ESPRESSO CUP** ↻  
**SDESCEB91** 10cl 3.5oz  
 H: 5.5cm Dia: 6.5cm  
 CTN QTY 12 ✦



**SAUCER**  
**SDESESS1** 11.8cm 4 1/2"  
 CTN QTY 12 ✦  
 (Fits SDESCEB91)



**MUG** ↻  
**SDESVM121** 34cl 12oz  
 H: 11cm Dia: 8cm  
 CTN QTY 12 ✦



**BUBBLE MUG** ↻  
**SDESSM161** 44cl 16oz  
 H: 9cm Dia: 9.5cm  
 CTN QTY 6 ✦



**BUBBLE MUG** ↻  
**SDESSC121** 34cl 12oz  
 H: 8.5cm Dia: 8.5cm  
 CTN QTY 12 ✦



**BUBBLE MUG** ↻  
**SDESSC101** 28cl 10oz  
 H: 8cm Dia: 8.5cm  
 CTN QTY 12 ✦



**BUBBLE MUG** ↻  
**SDESSC81** 22.7cl 8oz  
 H: 7.5cm Dia: 8cm  
 CTN QTY 12 ✦



**BEVERAGE POT**  
**SDESSB151** 42.6cl 15oz  
 H: 10.5cm  
 CTN QTY 4  
**REPLACEMENT LID**  
**SDESRL151**  
 CTN QTY 6



**JUG**  
**SDESSJ41** 11.4cl 4oz  
 H: 7cm  
 CTN QTY 4



**RIPPLE CHIP MUG** ↻  
**SDESRPCM1** 28cl 10oz  
 H: 9.5cm Dia: 8.3cm  
 CTN QTY 12



**RIPPLE DIP POT** ↻  
**SDESRPD21** 5.7cl 2oz  
 H: 5cm Dia: 5.9cm  
 CTN QTY 12



**SAUCE DISH** ↻  
**SDESSD31** 9cl 3oz  
 H: 4cm Dia: 8cm  
 CTN QTY 12



**SNACK BOWL** ↻  
**SDESSB141** 13cm 5 1/4"  
 40cl 14oz H: 6.5cm  
 CTN QTY 12



**DIP POT** ↻  
**SDESSBD21** 7cm 2 3/4"  
 6cl 2oz H: 4cm  
 CTN QTY 12



**EGG CUP** ↻  
**SDESSC1** 4.8cm 1 7/8"  
 CTN QTY 24  
 Speckled glaze only -  
 no edge band.



**SALT**  
**SDESSSA1** 7cm 2 1/2"  
 CTN QTY 12  
**PEPPER**  
**SDESSPE1** 7cm 2 1/2"  
 CTN QTY 12



**BUD VASE**  
**SDESSBV1** 12.5cm 5"  
 CTN QTY 6



✦ Covered by Churchill 5 Year Edge Chip Warranty

Due to the nature of the once fired manufacturing process, the Envisage collection has a polished biscuit foot. Look for this Logo ↻ to signify a once fired piece

**ENVISAGE**®  
 COLLECTION



COUPE PLATE  
SBBSEV111 28.8cm 11¼"  
CTN QTY 12



COUPE PLATE  
SBBSEV581 27.5cm 10¾"  
CTN QTY 12



COUPE PLATE  
SBBSEV101 26cm 10¼"  
CTN QTY 12



COUPE PLATE  
SBBSEVP91 23.2cm 9¼"  
CTN QTY 12



COUPE PLATE  
SBBSEVP81 21.7cm 8½"  
CTN QTY 12  
SBBSEVP61 16.5cm 6½"  
CTN QTY 12



LARGE COUPE BOWL  
SBBSPLC21 31cm 12"  
240cl 84.5oz  
CTN QTY 6



COUPE BOWL  
SBBSEVB91 24.8cm 9¾"  
113.6cl 40oz  
CTN QTY 12  
SBBSEVB71 18.2cm 7¼"  
42.6cl 15oz  
CTN QTY 12



DEEP COUPE BOWL  
SBBSEB221 22.2cm 8¾"  
H: 6.5cm 110cl 39oz  
CTN QTY 6  
SBBSEB191 19.6cm 7¾"  
H: 5.5cm 75cl 26oz  
CTN QTY 6



CHEFS' WALLED PLATE  
SBBSWP261 26cm 10¼"  
H: 2cm  
CTN QTY 6  
SBBSWP211 21cm 8¼"  
H: 2cm  
CTN QTY 6



ORGANIC WALLED PLATE  
SBBSSOW261 25cm 10"  
H: 2cm  
CTN QTY 6



ORGANIC WALLED PLATE  
SBBSSOW211 21cm 8¼"  
H: 2cm  
CTN QTY 6



ORGANIC WALLED BOWL  
SBBSSOWB21 23cm 9"  
H: 4.5cm 118cl 42oz  
CTN QTY 6  
SBBSSOWB11 20cm 7¾"  
H: 4.5cm 87cl 31oz  
CTN QTY 6



TRIANGLE PLATE  
SBBSTR121 31.1cm 12¼"  
CTN QTY 6  
SBBSTR101 28.5cm 11¼"  
CTN QTY 12



TRIANGLE PLATE  
SBBSTR91 24.5cm 9¾"  
CTN QTY 12  
SBBSTR71 20.3cm 8"  
CTN QTY 12



TRIANGLE BOWL  
SBBSTRB91 23.5cm 9¼"  
60cl 21oz  
CTN QTY 12



TRIANGLE BOWL  
SBBSTRB71 18.5cm 7¼"  
37cl 13oz  
CTN QTY 12  
SBBSTRB61 15.3cm 6"  
26cl 9oz  
CTN QTY 12



TRIANGLE SHALLOW BOWL  
SBBSTB271 27.2 x 26.7cm  
10¼" x 10½" 78cl 27oz  
CTN QTY 12  
SBBSTB231 21 x 21cm  
8¼" x 8¼" 41cl 14oz  
CTN QTY 12



CHEFS' TRIANGLE PLATE  
SBBSTC361 36.5 x 25cm  
14" x 9¾"  
CTN QTY 6



CHEFS' TRIANGLE PLATE  
SBBSTC351 35.5 x 18.8cm  
13¾" x 7½"  
CTN QTY 6  
SBBSTC301 30.4 x 20.5cm  
12" x 8"  
CTN QTY 6



CHEFS' TRIANGLE PLATE  
SBBSTC261 26.5 x 20.5cm  
10½" x 8"  
CTN QTY 12



CHEFS' OBLONG PLATE No. 9  
SBBSSXP141 34.4 x 23.4cm  
13½" x 9¼"  
CTN QTY 6



CHEFS' OBLONG PLATE No. 8  
SBBSOBL41 30 x 19.9cm  
12" x 7¾"  
CTN QTY 6



CHEFS' OBLONG PLATE No. 4  
SBBSSOX141 35.5 x 18.9cm  
13¾" x 7½"  
CTN QTY 6



CHEFS' OBLONG PLATE No. 3  
SBBSSOX111 29.8 x 15.3cm  
11¾" x 6"  
CTN QTY 12



CHEFS' OBLONG PLATE No. 2  
SBBSSOX101 26.9 x 12.7cm  
10½" x 5"  
CTN QTY 12



CHEFS' WALLED OBLONG PLATE  
SBBSSWO341 35 x 18.5cm  
13¾" x 7¼" H: 2cm  
CTN QTY 6



CHEFS' WALLED OBLONG PLATE  
SBBSSWO291 30 x 15.4cm  
11¾" x 6" H: 2cm  
CTN QTY 6

NEW



SOUP BOWL  
SBBSSRB61 47cl 16oz  
H: 6.3cm Dia: 13.2cm  
CTN QTY 12



SUGAR BOWL  
SBBSSSGR1 22.7cl 8oz  
H: 6.2cm Dia: 9.8cm  
CTN QTY 12

NEW



ZEST BOWL  
SBBSSZE121 34cl 12oz  
H: 6.5cm Dia: 12.1cm  
CTN QTY 12



CAPPUCCINO CUP  
SBBSSCB281 34cl 12oz  
H: 6.5cm Dia: 11cm  
CTN QTY 12



CAPPUCCINO CUP  
SBBSSCB201 22.7cl 8oz  
H: 5.5cm Dia: 9.5cm  
CTN QTY 12



Due to the nature of the once fired manufacturing process, the Envisage collection has a polished biscuit foot. Look for this Logo to signify a once fired piece

ENVISAGE®  
COLLECTION

CHURCHILL® super vitrified  
*Stonecast®*

NEW ADDITIONS

Blueberry



SAUCER  
**SBBSCSS 1** 15.6cm 6 1/8"  
 CTN QTY 12  
 (Fits SBBSSCB281 &  
 SBBSCB201)



ESPRESSO CUP  
**SBBSCB91** 10cl 3.5oz  
 H: 5.5cm Dia: 6.5cm  
 CTN QTY 12



SAUCER  
**SBBSESS 1** 11.8cm 4 1/2"  
 CTN QTY 12  
 (Fits SBBSCB91)



BEVERAGE POT  
**SBBSSB 151** 42.6cl 15oz  
 H: 10.5cm  
 CTN QTY 4  
 REPLACEMENT LID  
**SBB SRL151**  
 CTN QTY 6



JUG  
**SBBSSJ4 1** 11.4cl 4oz  
 H: 7cm  
 CTN QTY 4



MUG  
**SBBSSVM121** 34cl 12oz  
 H: 11cm Dia: 8cm  
 CTN QTY 12

NEW



SAUCE DISH  
**SBBSSD3 1** 9cl 3oz  
 H: 4cm Dia: 8cm  
 CTN QTY 12

NEW



SNACK BOWL  
**SBBSS141** 13cm 5 1/2"  
 40cl 14oz H: 6.5cm  
 CTN QTY 12

NEW



DIP POT  
**SBBSSD21** 7cm 2 1/4"  
 6cl 2oz H: 4cm  
 CTN QTY 12





LARGE COUPE PLATE  
SCFSEV121 32.4cm 12 3/4"  
CTN QTY 6



COUPE PLATE  
SCFSEV111 28.8cm 11 1/4"  
CTN QTY 12



COUPE PLATE  
SCFSEV101 26cm 10 1/4"  
CTN QTY 12



COUPE PLATE  
SCFSEVP81 21.7cm 8 5/8"  
CTN QTY 12



COUPE PLATE  
SCFSEVP61 16.5cm 6 1/2"  
CTN QTY 12




LARGE COUPE BOWL  
SCFSPLC21 31cm 12"  
240cl 84.5oz  
CTN QTY 6



COUPE BOWL  
SCFSEVB91 24.8cm 9 7/8"  
113.6cl 40oz  
CTN QTY 12



COUPE BOWL  
SCFSEVB71 18.2cm 7 1/4"  
42.6cl 15oz  
CTN QTY 12



WIDE RIM BOWL  
SCFVWB11 28cm 11"  
46.8cl 16.5oz  
CTN QTY 12



WIDE RIM BOWL  
SCFVWB11 24cm 9 1/2"  
28.4cl 10oz  
CTN QTY 12



TRIANGLE PLATE  
SCFSTR121 31.1cm 12 1/4"  
CTN QTY 6



TRIANGLE PLATE  
SCFSTR101 28.5cm 11 1/4"  
CTN QTY 12



TRIANGLE PLATE  
SCFSTR91 24.5cm 9 5/8"  
CTN QTY 12



TRIANGLE PLATE  
SCFSTR71 20.3cm 8"  
CTN QTY 12



TRIANGLE BOWL  
SCFSTR81 23.5cm 9 1/4"  
60cl 21oz  
CTN QTY 12



TRIANGLE BOWL  
SCFSTR71 18.5cm 7 1/4"  
37cl 13oz  
CTN QTY 12



TRIANGLE BOWL  
SCFSTRB61 15.3cm 6"  
26cl 9oz  
CTN QTY 12



OBLONG PLATE  
SCFSOP141 34.5 x 18.5cm  
13 1/2" x 7 1/4"  
CTN QTY 6



OBLONG PLATE  
SCFSOP111 29.5 x 14cm  
11 3/4" x 5 1/2"  
CTN QTY 12



DEEP SQUARE PLATE  
SCFSDS101 26.8cm 10 1/2"  
CTN QTY 6



OVAL PLATE  
SCFSOP71 19.2 x 16cm  
7 3/4" x 6 1/4"  
CTN QTY 12



ZEST BOWL  
SCFSSZE121 34cl 12oz  
H: 6.5cm Dia: 12.1cm  
CTN QTY 12



CAPPUCCINO CUP  
SCFSCB281 34cl 12oz  
H: 6.5cm Dia: 11cm  
CTN QTY 12



CAPPUCCINO CUP  
SCFSCB201 22.7cl 8oz  
H: 5.5cm Dia: 9.5cm  
CTN QTY 12



SAUCER  
SCFSCSS1 15.6cm 6 1/8"  
CTN QTY 12  
(Fits SCFSCB281 & SCFSCB201)



ESPRESSO CUP  
SCFSCEB91 10cl 3.5oz  
H: 5.5cm Dia: 6.5cm  
CTN QTY 12



SAUCER  
SCFSSSS1 11.8cm 4 5/8"  
CTN QTY 12  
(Fits SCFSCEB91)



BEVERAGE POT  
SCFSSB151 42.6cl 15oz  
H: 10.5cm  
CTN QTY 4  
REPLACEMENT LID  
SCFSRL151  
CTN QTY 6



JUG  
SCFSSJ41 11.4cl 4oz  
H: 7cm  
CTN QTY 4



MUG  
SCFSSVM121 34cl 12oz  
H: 11cm Dia: 8cm  
CTN QTY 12



SUGAR BOWL  
SCFSSSGR1 22.7cl 8oz  
H: 6.2cm Dia: 9.8cm  
CTN QTY 12



SAUCE DISH  
SCFSSSD31 9cl 3oz  
H: 4cm Dia: 8cm  
CTN QTY 12



Due to the nature of the once fired manufacturing process, the Envisage collection has a polished biscuit foot. Look for this Logo to signify a once fired piece

ENVISAGE®  
COLLECTION



COUPE PLATE  
**SNTSEV111** 28.8cm 11¼"  
 CTN QTY 12



COUPE PLATE  
**SNTSEV101** 26cm 10¼"  
 CTN QTY 12




COUPE PLATE  
**SNTSEVP81** 21.7cm 8½"  
 CTN QTY 12



COUPE PLATE  
**SNTSEVP61** 16.5cm 6½"  
 CTN QTY 12



COUPE BOWL  
**SNTSEVB91** 24.8cm 9¾"  
 113.6cl 40oz  
 CTN QTY 12



COUPE BOWL  
**SNTSEVB71** 18.2cm 7¼"  
 42.6cl 15oz  
 CTN QTY 12



CHEFS' WALLED PLATE  
**SNTSWP261** 26cm 10¼"  
 H: 2cm  
 CTN QTY 6



CHEFS' WALLED PLATE  
**SNTSWP211** 21cm 8¼"  
 H: 2cm  
 CTN QTY 6



TRIANGLE PLATE  
**SNTSTR91** 24.5cm 9¾"  
 CTN QTY 12



TRIANGLE BOWL  
**SNTSTRB91** 23.5cm 9¼"  
 60cl 21oz  
 CTN QTY 12



TRIANGLE BOWL  
**SNTSTRB61** 15.3cm 6"  
 26cl 9oz  
 CTN QTY 12



CHEFS' OBLONG  
 PLATE NO.4  
**SNTSXO141** 35.5 x 18.9cm  
 13¾" x 7¾"  
 CTN QTY 6



CHEFS' OBLONG  
 PLATE NO.3  
**SNTSXO111** 29.8 x 15.3cm  
 11¾" x 6"  
 CTN QTY 12

NEW



SOUP BOWL  
**SNTSRBL61** 47cl 16oz  
 H: 6.3cm Dia: 13.2cm  
 CTN QTY 12



SUGAR BOWL  
**SNTSSGR1** 22.7cl 8oz  
 H: 6.2cm Dia: 9.8cm  
 CTN QTY 12

NEW



ZEST BOWL  
**SNTSZE121** 34cl 12oz  
 H: 6.5cm Dia: 12.1cm  
 CTN QTY 12



CAPPUCCINO CUP  
**SNTSCB281** 34cl 12oz  
 H: 6.5cm Dia: 11cm  
 CTN QTY 12



CAPPUCCINO CUP  
**SNTSCB201** 22.7cl 8oz  
 H: 5.5cm Dia: 9.5cm  
 CTN QTY 12



SAUCER  
**SNTSCSS 1** 15.6cm 6¼"  
 CTN QTY 12  
 (Fits SNTSCB281 &  
 SNTSCB201)



ESPRESSO CUP  
**SNTSCB91** 10cl 3.5oz  
 H: 5.5cm Dia: 6.5cm  
 CTN QTY 12



SAUCER  
**SNTSESS 1** 11.8cm 4½"  
 CTN QTY 12  
 (Fits SNTSCB91)



BEVERAGE POT  
**SNTSSB151** 42.6cl 15oz  
 H: 10.5cm  
 CTN QTY 4  
 REPLACEMENT LID  
**SNTSRL151**  
 CTN QTY 6



JUG  
**SNTSSJ4 1** 11.4cl 4oz  
 H: 7cm  
 CTN QTY 4



MUG  
**SNTSVM121** 34cl 12oz  
 H: 11cm Dia: 8cm  
 CTN QTY 12

NEW



SAUCE DISH  
**SNTSSDS 1** 9cl 3oz  
 H: 4cm Dia: 8cm  
 CTN QTY 12



CHURCHILL® super vitrified

# Stonecast®

Rustic Charm Revived



## Sorrel Green



COUPE PLATE  
SSRSEV111 28.8cm 11 1/2"  
CTN QTY 12



COUPE PLATE  
SSRSEV101 26cm 10 1/4"  
CTN QTY 12



COUPE PLATE  
SSRSEVP81 21.7cm 8 5/8"  
CTN QTY 12



COUPE PLATE  
SSRSEVP61 16.5cm 6 1/2"  
CTN QTY 12



COUPE BOWL  
SSRSEVB91 24.8cm 9 3/4"  
113.6cl 40oz  
CTN QTY 12



COUPE BOWL  
SSRSEVB71 18.2cm 7 1/4"  
42.6cl 15oz  
CTN QTY 12



CHEFS' WALLED PLATE  
SSRSWP261 26cm 10 1/4"  
H: 2cm  
CTN QTY 6



CHEFS' WALLED PLATE  
SSRSWP211 21cm 8 1/4"  
H: 2cm  
CTN QTY 6



TRIANGLE PLATE  
SSRSTR9 1 24.5cm 9 5/8"  
CTN QTY 12



TRIANGLE BOWL  
SSRSTRB91 23.5cm 9 1/4"  
60cl 21oz  
CTN QTY 12



TRIANGLE BOWL  
SSRSTRB61 15.3cm 6"  
26cl 9oz  
CTN QTY 12



CHEFS' OBLONG  
PLATE No.4  
SSRSXO141 35.5 x 18.9cm  
13 3/4" x 7 3/8"  
CTN QTY 6



CHEFS' OBLONG  
PLATE No.3  
SSRSXO111 29.8 x 15.3cm  
11 3/4" x 6"  
CTN QTY 12



Covered by Churchill 5 Year Edge Chip Warranty

CHURCHILL® super vitrified  
*Stonecast®*

Mint

CHURCHILL® super vitrified  
*Stonecast®*

Sage Green



COUPE PLATE  
**SMISEV111** 28.8cm 11¼"  
CTN QTY 12



COUPE PLATE  
**SMISEV101** 26cm 10¼"  
CTN QTY 12



COUPE PLATE  
**SMISEVP81** 21.7cm 8½"  
CTN QTY 12



COUPE PLATE  
**SMISEVP61** 16.5cm 6½"  
CTN QTY 12



COUPE PLATE  
**SSASEV111** 28.8cm 11¼"  
CTN QTY 12



COUPE PLATE  
**SSASEV581** 27.5cm 10¾"  
CTN QTY 12



COUPE PLATE  
**SSASEV101** 26cm 10¼"  
CTN QTY 12



COUPE PLATE  
**SSASEVP91** 23.2cm 9¼"  
CTN QTY 12



COUPE BOWL  
**SMISEVB91** 24.8cm 9¾"  
113.6cl 40oz  
CTN QTY 12



COUPE BOWL  
**SMISEVB71** 18.2cm 7¼"  
42.6cl 15oz  
CTN QTY 12



TRIANGLE PLATE  
**SMISTR91** 24.5cm 9¾"  
CTN QTY 12



TRIANGLE BOWL  
**SMISTRB91** 23.5cm 9¼"  
60cl 21oz  
CTN QTY 12



COUPE PLATE  
**SSASEVP81** 21.7cm 8½"  
CTN QTY 12



COUPE PLATE  
**SSASEVP61** 16.5cm 6½"  
CTN QTY 12



COUPE BOWL  
**SSASEVB91** 24.8cm 9¾"  
113.6cl 40oz  
CTN QTY 12



COUPE BOWL  
**SSASEVB71** 18.2cm 7¼"  
42.6cl 15oz  
CTN QTY 12



TRIANGLE BOWL  
**SMISTRB61** 15.3cm 6"  
26cl 9oz  
CTN QTY 12



CHEFS' OBLONG PLATE No.4  
**SMISXO141** 35.5 x 18.9cm  
13¾" x 7¾"  
CTN QTY 6



CHEFS' OBLONG PLATE No.3  
**SMISXO111** 29.8 x 15.3cm  
11¾" x 6"  
CTN QTY 12



DEEP COUPE BOWL  
**SSASEB221** 22.2cm 8¾"  
H: 6.5cm 110cl 39oz  
CTN QTY 6



DEEP COUPE BOWL  
**SSASEB191** 19.6cm 7¾"  
H: 5.5cm 75cl 26oz  
CTN QTY 6



CHEFS' WALLED PLATE  
**SSASWP261** 26cm 10¼"  
H: 2cm  
CTN QTY 6



CHEFS' WALLED PLATE  
**SSASWP211** 21cm 8¼"  
H: 2cm  
CTN QTY 6



ORGANIC WALLED PLATE  
**SSASOW261** 25cm 10"  
H: 2cm  
CTN QTY 6



ORGANIC WALLED PLATE  
**SSASOW211** 21cm 8¼"  
H: 2cm  
CTN QTY 6



ORGANIC WALLED BOWL  
**SSASWOB21** 23cm 9"  
H: 4.5cm 118cl 42oz  
CTN QTY 6



ORGANIC WALLED BOWL  
**SSASWOB11** 20cm 7¾"  
H: 4.5cm 87cl 31oz  
CTN QTY 6



Covered by Churchill 5 Year Edge Chip Warranty

NEW SHAPE



OPAL ORGANIC BOWL  
SSASOB091 25cm 9 7/8"  
H: 6cm 80cl 28oz  
CTN QTY 12

NEW SHAPE



OPAL ORGANIC BOWL  
SSASOB071 20cm 7 7/8"  
H: 5.3cm 34cl 12oz  
CTN QTY 12

NEW SHAPE



OPAL ORGANIC OBLONG  
SSASOO351 35 x 18.5cm  
13 3/4 x 7 1/4"  
CTN QTY 6

NEW SHAPE



OPAL ORGANIC OBLONG  
SSASOO301 30 x 15cm  
11 3/4 x 5 7/8"  
CTN QTY 12

NEW SHAPE



OPAL ORGANIC OBLONG  
SSASOO261 26 x 15cm  
10 1/4 x 5 7/8"  
CTN QTY 12

NEW SHAPE



OPAL ORGANIC OBLONG  
SSASOO221 22 x 13cm  
8 7/8 x 5 1/4"  
CTN QTY 12



TRIANGLE PLATE  
SSASTR101 28.5cm 11 1/4"  
CTN QTY 12  
SSASTR91 24.5cm 9 5/8"  
CTN QTY 12



TRIANGLE BOWL  
SSASTRB91 23.5cm 9 1/4"  
60cl 21oz  
CTN QTY 12



TRIANGLE BOWL  
SSASTRB71 18.5cm 7 1/4"  
37cl 13oz  
CTN QTY 12



TRIANGLE BOWL  
SSASTRB61 15.3cm 6"  
26cl 9oz  
CTN QTY 12



CHEFS' OBLONG PLATE No. 4  
SSASXO141 35.5 x 18.9cm  
13 7/8" x 7 3/8"  
CTN QTY 6



CHEFS' OBLONG PLATE No. 3  
SSASXO111 29.8 x 15.3cm  
11 7/8" x 6"  
CTN QTY 12



TASTING TRAY  
SSASOF331 32.3 x 10.5cm  
12 3/4" x 4 1/4"  
CTN QTY 6  
SSASOF301 29.5 x 8.8cm  
11 1/2" x 3 3/4"  
CTN QTY 6



TASTING TRAY  
SSASOF231 24.7 x 8.8cm  
9 7/8" x 3 3/4"  
CTN QTY 6

NEW



SOUP BOWL  
SSASRB161 47cl 16oz  
H: 6.3cm Dia: 13.2cm  
CTN QTY 12



SUGAR BOWL  
SSASSGR1 22.7cl 8oz  
H: 6.2cm Dia: 9.8cm  
CTN QTY 12

NEW



ZEST BOWL  
SSASZE121 34cl 12oz  
H: 6.5cm Dia: 12.1cm  
CTN QTY 12



CAPPUCCINO CUP  
SSASCB281 34cl 12oz  
H: 6.5cm Dia: 11cm  
CTN QTY 12



CAPPUCCINO CUP  
SSASCB201 22.7cl 8oz  
H: 5.5cm Dia: 9.5cm  
CTN QTY 12



SAUCER  
SSASCSS 1 15.6cm 6 1/8"  
CTN QTY 12  
(Fits SSASSCB281, SSASCB201 SSASSC121, SSASSC101 & SSASSCB 1)



ESPRESSO CUP  
SSASCBE91 10cl 3.5oz  
H: 5.5cm Dia: 6.5cm  
CTN QTY 12



SAUCER  
SSASESS 1 11.8cm 4 1/2"  
CTN QTY 12  
(Fits SSASCBE91)



MUG  
SSASVM121 34cl 12oz  
H: 11cm Dia: 8cm  
CTN QTY 12



BEVERAGE POT  
SSASSB151 42.6cl 15oz  
H: 10.5cm  
CTN QTY 4  
REPLACEMENT LID  
SSASRL151  
CTN QTY 6

NEW



JUG  
SSASSJ4 1 11.4cl 4oz  
H: 7cm  
CTN QTY 4

BUBBLE MUG  
SSASSM161 44cl 16oz  
H: 9cm Dia: 9.5cm  
CTN QTY 6

NEW



BUBBLE MUG  
SSASSC121 34cl 12oz  
H: 8.5cm Dia: 8.5cm  
CTN QTY 12

NEW



BUBBLE MUG  
SSASSC101 28cl 10oz  
H: 8cm Dia: 8.5cm  
CTN QTY 12

NEW



BUBBLE MUG  
SSASSC8 1 22.7cl 8oz  
H: 7.5cm Dia: 8cm  
CTN QTY 12

NEW



SAUCE DISH  
SSASSD3 1 9cl 3oz  
H: 4cm Dia: 8cm  
CTN QTY 12

NEW



SNACK BOWL  
SSASBS141 13cm 5 1/4"  
40cl 14oz H: 6.5cm  
CTN QTY 12

NEW



DIP POT  
SSASBSD21 7cm 2 3/4"  
6cl 2oz H: 4cm  
CTN QTY 12



CHURCHILL® super vitrified  
*Stonecast*®

Sapphire Green



COUPE PLATE  
**SSGSEV111** 28.8cm 11¼"  
 CTN QTY 12 ☛  
**SSGSEV101** 26cm 10¼"  
 CTN QTY 12 ☛



COUPE PLATE  
**SSGSEVP81** 21.7cm 8½"  
 CTN QTY 12 ☛  
**SSGSEVP61** 16.5cm 6½"  
 CTN QTY 12 ☛



LARGE COUPE BOWL  
**SSGSPLC21** 31cm 12"  
 240cl 84.5oz  
 CTN QTY 6 ☛



COUPE BOWL  
**SSGSEVB91** 24.8cm 9¾"  
 113.6cl 40oz  
 CTN QTY 12 ☛  
**SSGSEVB71** 18.2cm 7¼"  
 42.6cl 15oz  
 CTN QTY 12 ☛



CHEFS' WALLED PLATE  
**SSGSWP261** 26cm 10¼"  
 H: 2cm  
 CTN QTY 6 ☛



CHEFS' WALLED PLATE  
**SSGSWP211** 21cm 8¼"  
 H: 2cm  
 CTN QTY 6 ☛



TRIANGLE PLATE  
**SSGSTR121** 31.1cm 12¼"  
 CTN QTY 6 ☛  
**SSGSTR101** 28.5cm 11¼"  
 CTN QTY 12 ☛



TRIANGLE PLATE  
**SSGSTR9 1** 24.5cm 9¾"  
 CTN QTY 12 ☛  
**SSGSTR7 1** 20.3cm 8"  
 CTN QTY 12 ☛



TRIANGLE BOWL  
**SSGSTRB91** 23.5cm 9¼"  
 60cl 21oz  
 CTN QTY 12 ☛  
**SSGSTRB71** 18.5cm 7¼"  
 37cl 13oz  
 CTN QTY 12 ☛



TRIANGLE BOWL  
**SSGSTRB61** 15.3cm 6"  
 26cl 9oz  
 CTN QTY 12 ☛



CHEFS' TRIANGLE PLATE  
**SSGSTC351** 35.5 x 18.8cm  
 13¾" x 7¾"  
 CTN QTY 6  
**SSGSTC301** 30.4 x 20.5cm  
 12" x 8"  
 CTN QTY 6



CHEFS' TRIANGLE PLATE  
**SSGSTC261** 26.5 x 20.5cm  
 10¾" x 8"  
 CTN QTY 12



CHEFS' OBLONG PLATE No. 9  
**SSGSXP141** 34.4 x 23.4cm  
 13½" x 9¼"  
 CTN QTY 6 ☛  
 CHEFS' OBLONG PLATE No. 8  
**SSGSOBL41** 30 x 19.9cm  
 12" x 7¾"  
 CTN QTY 6 ☛



CHEFS' OBLONG PLATE No. 4  
**SSGSXP141** 35.5 x 18.9cm  
 13¾" x 7¾"  
 CTN QTY 6 ☛  
 CHEFS' OBLONG PLATE No. 3  
**SSGSXP111** 29.8 x 15.3cm  
 11¾" x 6"  
 CTN QTY 12 ☛



CHEFS' OBLONG PLATE No. 2  
**SSGSXP101** 26.9 x 12.7cm  
 10¾" x 5"  
 CTN QTY 12 ☛



CHEFS' GEO PLATE  
**SSSGE351** 35 x 18.5cm  
 13¾" x 7¼"  
 CTN QTY 6  
**SSSGE301** 30 x 15.5cm  
 11¾" x 6¼"  
 CTN QTY 12



CHURCHILL® super vitrified

# Stonecast®

Rustic Charm Revived



## Lavender



COUPE PLATE  
SLASEV111 28.8cm 11 1/2"  
CTN QTY 12



COUPE PLATE  
SLASEV101 26cm 10 1/4"  
CTN QTY 12



COUPE PLATE  
SLASEVP81 21.7cm 8 5/8"  
CTN QTY 12



COUPE PLATE  
SLASEVP61 16.5cm 6 1/2"  
CTN QTY 12



COUPE BOWL  
SLASEVB91 24.8cm 9 3/4"  
113.6cl 40oz  
CTN QTY 12



TRIANGLE PLATE  
SLASTR9 1 24.5cm 9 5/8"  
CTN QTY 12



TRIANGLE BOWL  
SLASTRB91 23.5cm 9 1/4"  
60cl 21oz  
CTN QTY 12



TRIANGLE BOWL  
SLASTRB61 15.3cm 6"  
26cl 9oz  
CTN QTY 12



CHEFS' OBLONG  
PLATE No.4  
SLASXO141 35.5 x 18.9cm  
13 3/4" x 7 3/4"  
CTN QTY 6



CHEFS' OBLONG  
PLATE No.3  
SLASXO111 29.8 x 15.3cm  
11 3/4" x 6"  
CTN QTY 12



Covered by Churchill 5 Year Edge Chip Warranty



COUPE PLATE  
SPPSEV111 28.8cm 11¼"  
CTN QTY 12  
SPPSEV581 27.5cm 10¾"  
CTN QTY 12



COUPE PLATE  
SPPSEV101 26cm 10¼"  
CTN QTY 12  
SPPSEV991 23.2cm 9½"  
CTN QTY 12



COUPE PLATE  
SPPSEV981 21.7cm 8½"  
CTN QTY 12  
SPPSEV961 16.5cm 6½"  
CTN QTY 12



COUPE BOWL  
SPPSEV91 24.8cm 9¾"  
113.6cl 40oz  
CTN QTY 12  
SPPSEB221 22.2cm 8¾"  
H: 6.5cm 110cl 39oz  
CTN QTY 6



DEEP COUPE BOWL  
SPPSEB191 19.6cm 7¾"  
H: 5.5cm 75cl 26oz  
CTN QTY 6



CHEFS' WALLED PLATE  
SPPSWP261 26cm 10¼"  
H: 2cm  
CTN QTY 6  
SPPSWP211 21cm 8¼"  
H: 2cm  
CTN QTY 6



ORGANIC WALLED PLATE  
SPPSOW261 25cm 10"  
H: 2cm  
CTN QTY 6  
SPPSOW211 21cm 8¼"  
H: 2cm  
CTN QTY 6



ORGANIC WALLED BOWL  
SPPSWOB21 23cm 9"  
H: 4.5cm 118cl 42oz  
CTN QTY 6



ORGANIC WALLED BOWL  
SPPSWOB11 20cm 7½"  
H: 4.5cm 87cl 31oz  
CTN QTY 6



TRIANGLE PLATE  
SPPSTR91 24.5cm 9¾"  
CTN QTY 12



TRIANGLE BOWL  
SPPSTRB91 23.5cm 9¼"  
60cl 21oz  
CTN QTY 12  
SPPSTRB61 15.3cm 6"  
26cl 9oz  
CTN QTY 12



CHEFS' OBLONG PLATE No.4  
SPPSXO111 35.5 x 18.9cm  
13¾" x 7¾"  
CTN QTY 6



CHEFS' OBLONG PLATE No.3  
SPPSXO111 29.8 x 15.3cm  
11¾" x 6"  
CTN QTY 12



CHEFS' WALLED OBLONG PLATE  
SPPSWO341 35 x 18.5cm  
13¾" x 7¼" H: 2cm  
CTN QTY 6



CHEFS' WALLED OBLONG PLATE  
SPPSWO291 30 x 15.4cm  
11¾" x 6" H: 2cm  
CTN QTY 6

NEW



SOUP BOWL  
SPPSRB161 47cl 16oz  
H: 6.3cm Dia: 13.2cm  
CTN QTY 12

NEW



SUGAR BOWL  
SPPSSGR1 22.7cl 8oz  
H: 6.2cm Dia: 9.8cm  
CTN QTY 12



ZEST BOWL  
SPPSZE121 34cl 12oz  
H: 6.5cm Dia: 12.1cm  
CTN QTY 12



CAPPUCCINO CUP  
SPPSCB281 34cl 12oz  
H: 6.5cm Dia: 11cm  
CTN QTY 12



CAPPUCCINO CUP  
SPPSCB201 22.7cl 8oz  
H: 5.5cm Dia: 9.5cm  
CTN QTY 12



SAUCER  
SPPSCSS1 15.6cm 6¼"  
CTN QTY 12  
(Fits SPPSCB281 & SPPSCB201)



ESPRESSO CUP  
SPPSCEB91 10cl 3.5oz  
H: 5.5cm Dia: 6.5cm  
CTN QTY 12



SAUCER  
SPPSSESS1 11.8cm 4½"  
CTN QTY 12  
(Fits SPPSCEB91)



BEVERAGE POT  
SPPSB151 42.6cl 15oz  
H: 10.5cm  
CTN QTY 4  
REPLACEMENT LID  
SPPSRL151  
CTN QTY 6



JUG  
SPPSSJ41 11.4cl 4oz  
H: 7cm  
CTN QTY 4



MUG  
SPPSVM121 34cl 12oz  
H: 11cm Dia: 8cm  
CTN QTY 12



SAUCE DISH  
SPPSSD31 9cl 3oz  
H: 4cm Dia: 8cm  
CTN QTY 12



SNACK BOWL  
SPPSB141 13cm 5¼"  
40cl 14oz H: 6.5cm  
CTN QTY 12



DIP POT  
SPPSBD21 7cm 2¾"  
6cl 2oz H: 4cm  
CTN QTY 12



CHURCHILL<sup>®</sup> super vitrified

# Stonecast<sup>®</sup>

Rustic Charm Revived



## Mustard Seed Yellow



LARGE COUPE PLATE  
SMSSEV121 32.4cm 12¾"  
CTN QTY 6



COUPE PLATE  
SMSSEV111 28.8cm 11¼"  
CTN QTY 12



COUPE PLATE  
SMSSEV101 26cm 10¼"  
CTN QTY 12



COUPE PLATE  
SMSSEVP81 21.7cm 8½"  
CTN QTY 12



COUPE PLATE  
SMSSEVP61 16.5cm 6½"  
CTN QTY 12



LARGE COUPE BOWL  
SMSSPLC21 31cm 12"  
240cl 84.5oz  
CTN QTY 6



COUPE BOWL  
SMSSEVB91 24.8cm 9¾"  
113.6cl 40oz  
CTN QTY 12



COUPE BOWL  
SMSSEVB71 18.2cm 7¼"  
42.6cl 15oz  
CTN QTY 12



WIDE RIM BOWL  
SMSVVWBL1 28cm 11"  
46.8cl 16.5oz  
CTN QTY 12



WIDE RIM BOWL  
SMSVVWBM1 24cm 9½"  
28.4cl 10oz  
CTN QTY 12



TRIANGLE PLATE  
SMSSTR121 31.1cm 12¼"  
CTN QTY 6



TRIANGLE PLATE  
SMSSTR101 28.5cm 11¼"  
CTN QTY 12



TRIANGLE PLATE  
SMSSTR9 1 24.5cm 9¾"  
CTN QTY 12



TRIANGLE PLATE  
SMSSTR7 1 20.3cm 8"  
CTN QTY 12



TRIANGLE BOWL  
SMSSTRB91 23.5cm 9¼"  
60cl 21oz  
CTN QTY 12



TRIANGLE BOWL  
SMSSTRB71 18.5cm 7¼"  
37cl 13oz  
CTN QTY 12



Covered by Churchill 5 Year Edge Chip Warranty

CHURCHILL® super vitrified  
*Stonecast®*

Mustard Seed Yellow

CHURCHILL® super vitrified  
*Stonecast®*

Tangerine



TRIANGLE BOWL  
**SMSSTRB61** 15.3cm 6"  
 26cl 9oz  
 CTN QTY 12



OBLONG PLATE  
**SMSSOP141** 34.5 x 18.5cm  
 13½" x 7½"  
 CTN QTY 6



OBLONG PLATE  
**SMSSOP111** 29.5 x 14cm  
 11¾" x 5½"  
 CTN QTY 12



DEEP SQUARE PLATE  
**SMSSDS101** 26.8cm 10½"  
 CTN QTY 6



COUPE PLATE  
**STGSEV111** 28.8cm 11¼"  
 CTN QTY 12



COUPE PLATE  
**STGSEV101** 26cm 10¼"  
 CTN QTY 12



COUPE PLATE  
**STGSEVP81** 21.7cm 8½"  
 CTN QTY 12



COUPE PLATE  
**STGSEVP61** 16.5cm 6½"  
 CTN QTY 12



OVAL PLATE  
**SMSSOP71** 19.2 x 16cm  
 7½" x 6¼"  
 CTN QTY 12



CAPPUCCINO CUP  
**SMSSCB281** 34cl 12oz  
 H: 6.5cm Dia: 11cm  
 CTN QTY 12



CAPPUCCINO CUP  
**SMSSCB201** 22.7cl 8oz  
 H: 5.5cm Dia: 9.5cm  
 CTN QTY 12



SAUCER  
**SMSSCS1** 15.6cm 6¼"  
 CTN QTY 12  
 (Fits SMSSCB281 &  
 SMSSCB201)



COUPE BOWL  
**STGSEVB91** 24.8cm 9¾"  
 113.6cl 40oz  
 CTN QTY 12



COUPE BOWL  
**STGSEVB71** 18.2cm 7¼"  
 42.6cl 15oz  
 CTN QTY 12



TRIANGLE PLATE  
**STGSTR91** 24.5cm 9¾"  
 CTN QTY 12



TRIANGLE BOWL  
**STGSTRB91** 23.5cm 9¼"  
 60cl 21oz  
 CTN QTY 12



ESPRESSO CUP  
**SMSSCEB91** 10cl 3.5oz  
 H: 5.5cm Dia: 6.5cm  
 CTN QTY 12



SAUCER  
**SMSSSS1** 11.8cm 4½"  
 CTN QTY 12  
 (Fits SMSSCEB91)



BEVERAGE POT  
**SMSSSB151** 42.6cl 15oz  
 H: 10.5cm  
 CTN QTY 4  
 REPLACEMENT LID  
**SMSSRL151**  
 CTN QTY 6



JUG  
**SMSSSJ41** 11.4cl 4oz  
 H: 7cm  
 CTN QTY 4



TRIANGLE BOWL  
**STGSTRB61** 15.3cm 6"  
 26cl 9oz  
 CTN QTY 12



CHEFS' OBLONG  
 PLATE No.4  
**STGSXO141** 35.5 x 18.9cm  
 13¾" x 7¾"  
 CTN QTY 6



CHEFS' OBLONG  
 PLATE No.3  
**STGSXO111** 29.8 x 15.3cm  
 11¾" x 6"  
 CTN QTY 12



MUG  
**SMSSVM121** 34cl 12oz  
 H: 11cm Dia: 8cm  
 CTN QTY 12



SUGAR BOWL  
**SMSSSGR1** 22.7cl 8oz  
 H: 6.2cm Dia: 9.8cm  
 CTN QTY 12



# Stonecast®

Spiced Orange



LARGE COUPE PLATE  
SSOSEV121 32.4cm 12 3/4"  
CTN QTY 6



COUPE PLATE  
SSOSEV111 28.8cm 11 1/2"  
CTN QTY 12  
SSOSEV101 26cm 10 1/4"  
CTN QTY 12



COUPE PLATE  
SSOSEVP81 21.7cm 8 5/8"  
CTN QTY 12  
SSOSEVP61 16.5cm 6 1/2"  
CTN QTY 12



LARGE COUPE BOWL  
SSOSPLC21 31cm 12"  
240cl 84.5oz  
CTN QTY 6



COUPE BOWL  
SSOSEVB91 24.8cm 9 3/4"  
113.6cl 40oz  
CTN QTY 12



COUPE BOWL  
SSOSEVB71 18.2cm 7 1/4"  
42.6cl 15oz  
CTN QTY 12



WIDE RIM BOWL  
SSOSVWBL1 28cm 11"  
46.8cl 16.5oz  
CTN QTY 12  
SSOSVWBM1 24cm 9 1/2"  
28.4cl 10oz  
CTN QTY 12



TRIANGLE PLATE  
SSOSTR121 31.1cm 12 1/2"  
CTN QTY 6  
SSOSTR101 28.5cm 11 1/4"  
CTN QTY 12



TRIANGLE PLATE  
SSOSTR91 24.5cm 9 5/8"  
CTN QTY 12  
SSOSTR71 20.3cm 8"  
CTN QTY 12



TRIANGLE BOWL  
SSOSTRB91 23.5cm 9 1/4"  
60cl 21oz  
CTN QTY 12



TRIANGLE BOWL  
SSOSTRB71 18.5cm 7 1/4"  
37cl 13oz  
CTN QTY 12  
SSOSTRB61 15.3cm 6"  
26cl 9oz  
CTN QTY 12



OBLONG PLATE  
SSOSOP141 34.5 x 18.5cm  
13 1/2" x 7 1/4"  
CTN QTY 6



OBLONG PLATE  
SSOSOP111 29.5 x 14cm  
11 3/4" x 5 1/2"  
CTN QTY 12



DEEP SQUARE PLATE  
SSOSDS101 26.8cm 10 1/2"  
CTN QTY 6



OVAL PLATE  
SSOSOP71 19.2 x 16cm  
7 3/4" x 6 1/4"  
CTN QTY 12



NOODLE BOWL  
SSOSDNBL1 107.5cl 37.8oz  
H: 8cm Dia: 18.3cm  
CTN QTY 6



SOUP BOWL  
SSOSRBL61 47cl 16oz  
H: 6.3cm Dia: 13.2cm  
CTN QTY 12



SUGAR BOWL  
SSOSSSGR1 22.7cl 8oz  
H: 6.2cm Dia: 9.8cm  
CTN QTY 12



ZEST BOWL  
SSOSZE121 34cl 12oz  
H: 6.5cm Dia: 12.1cm  
CTN QTY 12



CAPPUCCINO CUP  
SSOSRCP281 34cl 12oz  
H: 6.5cm Dia: 11cm  
CTN QTY 12



CAPPUCCINO CUP  
SSOSRCP201 22.7cl 8oz  
H: 5.5cm Dia: 9.5cm  
CTN QTY 12



SAUCER  
SSOSSCS1 15.6cm 6 1/8"  
CTN QTY 12  
(Fits SSOSCB281 & SSOSCB201)



ESPRESSO CUP  
SSOSCEB91 10cl 3.5oz  
H: 5.5cm Dia: 6.5cm  
CTN QTY 12



SAUCER  
SSOSSES1 11.8cm 4 1/2"  
CTN QTY 12  
(Fits SSOSCEB91)



MUG  
SSOSVM121 34cl 12oz  
H: 11cm Dia: 8cm  
CTN QTY 12



BEVERAGE POT  
SSOSSB151 42.6cl 15oz  
H: 10.5cm  
CTN QTY 4  
REPLACEMENT LID  
SSOSRL151  
CTN QTY 6



JUG  
SSOSSJ41 11.4cl 4oz  
H: 7cm  
CTN QTY 4



RIPPLE CHIP MUG  
SSOSRPCM1 28cl 10oz  
H: 9.5cm Dia: 8.3cm  
CTN QTY 12



RIPPLE DIP POT  
SSOSRPD21 5.7cl 2oz  
H: 5cm Dia: 5.9cm  
CTN QTY 12



SAUCE DISH  
SSOSSD31 9cl 3oz  
H: 4cm Dia: 8cm  
CTN QTY 12



Due to the nature of the once fired manufacturing process, the Envisage collection has a polished biscuit foot. Look for this Logo to signify a once fired piece

ENVISAGE®  
COLLECTION

CHURCHILL<sup>®</sup> super vitrified

# Stonecast<sup>®</sup>

Berry Red



LARGE COUPE PLATE  
SBRSEV121 32.4cm 12¾"  
CTN QTY 6



COUPE PLATE  
SBRSEV111 28.8cm 11½"  
CTN QTY 12  
SBRSEV101 26cm 10¼"  
CTN QTY 12



COUPE PLATE  
SBRSEVP81 21.7cm 8½"  
CTN QTY 12  
SBRSEVP61 16.5cm 6½"  
CTN QTY 12



LARGE COUPE BOWL  
SBRSPLC21 31cm 12"  
240cl 84.5oz  
CTN QTY 6



COUPE BOWL  
SBRSEVB91 24.8cm 9¾"  
113.6cl 40oz  
CTN QTY 12  
SBRSEVB71 18.2cm 7¼"  
42.6cl 15oz  
CTN QTY 12



WIDE RIM BOWL  
SBRSVWB11 28cm 11"  
46.8cl 16.5oz  
CTN QTY 12  
SBRSVWB11 24cm 9½"  
28.4cl 10oz  
CTN QTY 12



TRIANGLE PLATE  
SBRSTR121 31.1cm 12¼"  
CTN QTY 6



TRIANGLE PLATE  
SBRSTR101 28.5cm 11¼"  
CTN QTY 12



TRIANGLE PLATE  
SBRSTR91 24.5cm 9¾"  
CTN QTY 12  
SBRSTR71 20.3cm 8"  
CTN QTY 12



TRIANGLE BOWL  
SBRSTRB91 23.5cm 9¼"  
60cl 21oz  
CTN QTY 12



TRIANGLE BOWL  
SBRSTRB71 18.5cm 7¼"  
37cl 13oz  
CTN QTY 12  
SBRSTRB61 15.3cm 6"  
26cl 9oz  
CTN QTY 12



OBLONG PLATE  
SBR SOP141 34.5 x 18.5cm  
13½" x 7¼"  
CTN QTY 6



OBLONG PLATE  
SBR SOP111 29.5 x 14cm  
11¾" x 5½"  
CTN QTY 12



DEEP SQUARE PLATE  
SBRSDS101 26.8cm 10½"  
CTN QTY 6



OVAL PLATE  
SBR SOP71 19.2 x 16cm  
7½" x 6¼"  
CTN QTY 12





NEW COLLECTION

CHURCHILL® super vitrified

Stonecast®

Stonecast Spice takes inspiration from the original Stonecast design, inspired by seasonal ingredients and combined with spices from around the world to enhance culinary creations.

SPICE

Organic Forms



Pepper



COUPE PLATE  
SPBWEV111 28.8cm 11 1/4"  
CTN QTY 12



COUPE PLATE  
SPBWEV101 26cm 10 1/4"  
CTN QTY 12



COUPE PLATE  
SPBWEVP81 21.7cm 8 5/8"  
CTN QTY 12



COUPE BOWL  
SPBWEVB91 24.8cm 9 3/4"  
113.6cl 40oz  
CTN QTY 12



COUPE BOWL  
SPBWEVB71 18.2cm 7 1/4"  
42.6cl 15oz  
CTN QTY 12



Covered by Churchill 5 Year Edge Chip Warranty

CHURCHILL® super vitrified

# Stonecast®

The calming, natural tones of Stonecast Canvas offer a soft and minimal option for professional plating. Hand-decorated in the UK, the subtle spinwash effect is achieved through hand-painted glaze.

Soft & Minimal Tones

## CANVAS



## Coral



COUPE PLATE  
CSCLEV111 28.8cm 11¼"  
CTN QTY 12



COUPE PLATE  
CSCLEV101 26cm 10¼"  
CTN QTY 12



COUPE PLATE  
CSCLEVP81 21.7cm 8½"  
CTN QTY 12



COUPE PLATE  
CSCLEVP61 16.5cm 6½"  
CTN QTY 12



COUPE BOWL  
CSCLEVB91 24.8cm 9¾"  
113.6cl 40oz  
CTN QTY 12



COUPE BOWL  
CSCLEVB71 18.2cm 7¼"  
42.6cl 15oz  
CTN QTY 12



CHEFS' WALLED PLATE  
CSCLWLP281 27.5cm 10¾"  
H: 2cm  
CTN QTY 6



CHEFS' WALLED PLATE  
CSCLWLP261 26cm 10¼"  
H: 2cm  
CTN QTY 6



CHEFS' WALLED PLATE  
CSCLWLP211 21cm 8¼"  
H: 2cm  
CTN QTY 6



CHEFS' WALLED PLATE  
CSCLWLP161 15.7cm 6¼"  
H: 2cm  
CTN QTY 6



TRIANGLE PLATE  
CSCLTR101 28.5cm 11¼"  
CTN QTY 12



TRIANGLE PLATE  
CSCLTR91 24.5cm 9¾"  
CTN QTY 12



TRIANGLE BOWL  
CSCLTRB91 23.5cm 9¼"  
60cl 21oz  
CTN QTY 12



TRIANGLE BOWL  
CSCLTRB71 18.5cm 7¼"  
37cl 13oz  
CTN QTY 12



CHEFS' OBLONG PLATE No.4  
CSCLO141 35.5 x 18.9cm  
13¾" x 7¾"  
CTN QTY 6



CHEFS' OBLONG PLATE No.3  
CSCLO111 29.8 x 15.3cm  
11¾" x 6"  
CTN QTY 12



Covered by Churchill 5 Year Edge Chip Warranty

CHURCHILL® super vitrified  
*Stonecast*® CANVAS

Grey

CHURCHILL® super vitrified  
*Stonecast*® CANVAS

Natural



COUPE PLATE  
**CSGYEV111** 28.8cm 11¼"  
 CTN QTY 12



COUPE PLATE  
**CSGYEV101** 26cm 10¼"  
 CTN QTY 12



COUPE PLATE  
**CSGYEV281** 21.7cm 8½"  
 CTN QTY 12



COUPE PLATE  
**CSGYEV261** 16.5cm 6½"  
 CTN QTY 12



COUPE PLATE  
**CSNTEV111** 28.8cm 11¼"  
 CTN QTY 12



COUPE PLATE  
**CSNTEV101** 26cm 10¼"  
 CTN QTY 12



COUPE PLATE  
**CSNTEV281** 21.7cm 8½"  
 CTN QTY 12



COUPE PLATE  
**CSNTEV261** 16.5cm 6½"  
 CTN QTY 12



COUPE BOWL  
**CSGYEB91** 24.8cm 9¾"  
 113.6cl 40oz  
 CTN QTY 12



COUPE BOWL  
**CSGYEB71** 18.2cm 7¼"  
 42.6cl 15oz  
 CTN QTY 12



CHEFS' WALLED PLATE  
**CSGYWP281** 27.5cm 10¾"  
 H: 2cm  
 CTN QTY 6



CHEFS' WALLED PLATE  
**CSGYWP261** 26cm 10¼"  
 H: 2cm  
 CTN QTY 6



COUPE BOWL  
**CSNTEB91** 24.8cm 9¾"  
 113.6cl 40oz  
 CTN QTY 12



COUPE BOWL  
**CSNTEB71** 18.2cm 7¼"  
 42.6cl 15oz  
 CTN QTY 12



CHEFS' WALLED PLATE  
**CSNTEWP281** 27.5cm 10¾"  
 H: 2cm  
 CTN QTY 6



CHEFS' WALLED PLATE  
**CSNTEWP261** 26cm 10¼"  
 H: 2cm  
 CTN QTY 6



CHEFS' WALLED PLATE  
**CSGYWP211** 21cm 8¼"  
 H: 2cm  
 CTN QTY 6



CHEFS' WALLED PLATE  
**CSGYWP161** 15.7cm 6¼"  
 H: 2cm  
 CTN QTY 6



TRIANGLE PLATE  
**CSGYTR101** 28.5cm 11¼"  
 CTN QTY 12



TRIANGLE PLATE  
**CSGYTR91** 24.5cm 9¾"  
 CTN QTY 12



CHEFS' WALLED PLATE  
**CSNTEWP211** 21cm 8¼"  
 H: 2cm  
 CTN QTY 6



CHEFS' WALLED PLATE  
**CSNTEWP161** 15.7cm 6¼"  
 H: 2cm  
 CTN QTY 6



TRIANGLE PLATE  
**CSNTETR101** 28.5cm 11¼"  
 CTN QTY 12



TRIANGLE PLATE  
**CSNTETR91** 24.5cm 9¾"  
 CTN QTY 12



TRIANGLE BOWL  
**CSGYTRB91** 23.5cm 9¼"  
 60cl 21oz  
 CTN QTY 12



TRIANGLE BOWL  
**CSGYTRB71** 18.5cm 7¼"  
 37cl 13oz  
 CTN QTY 12



CHEFS' OBLONG PLATE No.4  
**CSGYXO141** 35.5 x 18.9cm  
 13¾" x 7½"  
 CTN QTY 6



CHEFS' OBLONG PLATE No.3  
**CSGYXO111** 29.8 x 15.3cm  
 11¾" x 6"  
 CTN QTY 12



TRIANGLE BOWL  
**CSNTEB91** 23.5cm 9¼"  
 60cl 21oz  
 CTN QTY 12



TRIANGLE BOWL  
**CSNTEB71** 18.5cm 7¼"  
 37cl 13oz  
 CTN QTY 12



CHEFS' OBLONG PLATE No.4  
**CSNTEXO141** 35.5 x 18.9cm  
 13¾" x 7½"  
 CTN QTY 6



CHEFS' OBLONG PLATE No.3  
**CSNTEXO111** 29.8 x 15.3cm  
 11¾" x 6"  
 CTN QTY 12



Covered by Churchill 5 Year Edge Chip Warranty



Covered by Churchill 5 Year Edge Chip Warranty

CHURCHILL® super vitrified

# Stonecast® CANVAS

Breeze



COUPE PLATE  
CSBZEV111 28.8cm 11½"  
CTN QTY 12



COUPE PLATE  
CSBZEV101 26cm 10¼"  
CTN QTY 12



COUPE PLATE  
CSBZEV281 21.7cm 8½"  
CTN QTY 12



COUPE PLATE  
CSBZEV261 16.5cm 6½"  
CTN QTY 12



COUPE BOWL  
CSBZEV891 24.8cm 9¾"  
113.6cl 40oz  
CTN QTY 12



COUPE BOWL  
CSBZEV871 18.2cm 7¼"  
42.6cl 15oz  
CTN QTY 12



CHEFS' WALLED PLATE  
CSBZWP281 27.5cm 10¾"  
H: 2cm  
CTN QTY 6



CHEFS' WALLED PLATE  
CSBZWP261 26cm 10¼"  
H: 2cm  
CTN QTY 6



CHEFS' WALLED PLATE  
CSBZWP211 21cm 8¼"  
H: 2cm  
CTN QTY 6



CHEFS' WALLED PLATE  
CSBZWP161 15.7cm 6¼"  
H: 2cm  
CTN QTY 6



TRIANGLE PLATE  
CSBZTR101 28.5cm 11¼"  
CTN QTY 12



TRIANGLE PLATE  
CSBZTR91 24.5cm 9¾"  
CTN QTY 12



TRIANGLE BOWL  
CSBZTR891 23.5cm 9¼"  
60cl 21oz  
CTN QTY 12



TRIANGLE BOWL  
CSBZTR871 18.5cm 7¼"  
37cl 13oz  
CTN QTY 12



CHEFS' OBLONG PLATE No.4  
CSBZXO141 35.5 x 18.9cm  
13¾" x 7½"  
CTN QTY 6



CHEFS' OBLONG PLATE No.3  
CSBZXO111 29.8 x 15.3cm  
11¾" x 6"  
CTN QTY 12



CHURCHILL® super vitrified

Stonecast®


A subtle alternative to all over colour, Stonecast Accents incorporates white space into the iconic spinwash design. Accents brings a contemporary feel to the collection, while maintaining the rustic character of Stonecast.

Subtle Colour Balance

## ACCENTS




## Blueberry



COUPE PLATE  
ASBLEV111 28.8cm 11 1/2"  
CTN QTY 12




COUPE PLATE  
ASBLEV101 26cm 10 1/4"  
CTN QTY 12



COUPE PLATE  
ASBLEVP81 21.7cm 8 1/2"  
CTN QTY 12



COUPE PLATE  
ASBLEVP61 16.5cm 6 1/2"  
CTN QTY 12



COUPE BOWL  
ASBLEVB91 24.8cm 9 3/4"  
113.6cl 40oz  
CTN QTY 12



COUPE BOWL  
ASBLEVB71 18.2cm 7 1/4"  
42.6cl 15oz  
CTN QTY 12




TRIANGLE PLATE  
ASBLTR101 28.5cm 11 1/4"  
CTN QTY 12



TRIANGLE PLATE  
ASBLTR91 24.5cm 9 3/4"  
CTN QTY 12



TRIANGLE BOWL  
ASBLTRB91 23.5cm 9 1/4"  
60cl 21oz  
CTN QTY 12



TRIANGLE BOWL  
ASBLTRB71 18.5cm 7 1/4"  
37cl 13oz  
CTN QTY 12



CHEFS' OBLONG  
PLATE No.4  
ASBLXO141 35.5 x 18.9cm  
13 3/4" x 7 3/8"  
CTN QTY 6



CHEFS' OBLONG  
PLATE No.3  
ASBLXO111 29.8 x 15.3cm  
11 3/4" x 6"  
CTN QTY 12



Covered by Churchill 5 Year Edge Chip Warranty

CHURCHILL® super vitrified  
*Stonecast*® ACCENTS

Duck Egg Blue



COUPE PLATE  
**ASDEEV111** 28.8cm 11¼"  
 CTN QTY 12



COUPE PLATE  
**ASDEEV101** 26cm 10¼"  
 CTN QTY 12



COUPE PLATE  
**ASDEEV81** 21.7cm 8½"  
 CTN QTY 12



COUPE PLATE  
**ASDEEV61** 16.5cm 6½"  
 CTN QTY 12



COUPE BOWL  
**ASDEEV891** 24.8cm 9¾"  
 113.6cl 40oz  
 CTN QTY 12



COUPE BOWL  
**ASDEEV871** 18.2cm 7¼"  
 42.6cl 15oz  
 CTN QTY 12



TRIANGLE PLATE  
**ASDETR101** 28.5cm 11¼"  
 CTN QTY 12



TRIANGLE PLATE  
**ASDETR91** 24.5cm 9¾"  
 CTN QTY 12



TRIANGLE BOWL  
**ASDETR891** 23.5cm 9¼"  
 60cl 21oz  
 CTN QTY 12



TRIANGLE BOWL  
**ASDETR871** 18.5cm 7¼"  
 37cl 13oz  
 CTN QTY 12



CHEFS' OBLONG  
 PLATE No.4  
**ASDEXO141** 35.5 x 18.9cm  
 13¾" x 7½"  
 CTN QTY 6



CHEFS' OBLONG  
 PLATE No.3  
**ASDEXO111** 29.8 x 15.3cm  
 11¾" x 6"  
 CTN QTY 12

CHURCHILL® super vitrified  
*Stonecast*® ACCENTS

Petal Pink



COUPE PLATE  
**ASPPEV111** 28.8cm 11¼"  
 CTN QTY 12



COUPE PLATE  
**ASPPEV101** 26cm 10¼"  
 CTN QTY 12



COUPE PLATE  
**ASPPEV81** 21.7cm 8½"  
 CTN QTY 12



COUPE BOWL  
**ASPPEV891** 24.8cm 9¾"  
 113.6cl 40oz  
 CTN QTY 12



COUPE BOWL  
**ASPPEV871** 18.2cm 7¼"  
 42.6cl 15oz  
 CTN QTY 12



CHEFS' OBLONG  
 PLATE No.4  
**ASPPXO141** 35.5 x 18.9cm  
 13¾" x 7½"  
 CTN QTY 6



CHEFS' OBLONG  
 PLATE No.3  
**ASPPXO111** 29.8 x 15.3cm  
 11¾" x 6"  
 CTN QTY 12



CHURCHILL® super vitrified

# Stonecast®

Stonecast Raw has a muted and tactile feel with warm, organic tones inspired by natural materials and stripped back interior design.

Stripped Back Rusticity

## RAW



## Green



COUPE PLATE  
SRGNEV111 28.8cm 11¼"  
CTN QTY 12



COUPE PLATE  
SRGNEV101 26cm 10¼"  
CTN QTY 12



COUPE PLATE  
SRGNEVP81 21.7cm 8½"  
CTN QTY 12



COUPE PLATE  
SRGNEVP61 16.5cm 6½"  
CTN QTY 12



COUPE BOWL  
SRGNEVB91 24.8cm 9¾"  
113.6cl 40oz  
CTN QTY 12



COUPE BOWL  
SRGNEVB71 18.2cm 7¼"  
42.6cl 15oz  
CTN QTY 12



TRIANGLE PLATE  
SRGNTR101 28.5cm 11¼"  
CTN QTY 12



TRIANGLE PLATE  
SRGNTR91 24.5cm 9¾"  
CTN QTY 12



TRIANGLE BOWL  
SRGNTRB91 23.5cm 9¼"  
60cl 21oz  
CTN QTY 12



TRIANGLE BOWL  
SRGNTRB71 18.5cm 7¼"  
37cl 13oz  
CTN QTY 12

VELLUM®  
SEMI-MATTE GLAZE

Covered by Churchill 5 Year Edge Chip Warranty



CHURCHILL® super vitrified  
*Stonecast*® RAW

Black

CHURCHILL® super vitrified  
*Stonecast*® RAW

Brown



COUPE PLATE  
**SRBLEV111** 28.8cm 11¼"  
 CTN QTY 12



COUPE PLATE  
**SRBLEV101** 26cm 10¼"  
 CTN QTY 12



COUPE PLATE  
**SRBLEVP81** 21.7cm 8½"  
 CTN QTY 12



COUPE PLATE  
**SRBLEVP61** 16.5cm 6½"  
 CTN QTY 12



COUPE PLATE  
**SRBREVP111** 28.8cm 11¼"  
 CTN QTY 12



COUPE PLATE  
**SRBREVP101** 26cm 10¼"  
 CTN QTY 12



COUPE PLATE  
**SRBREVP81** 21.7cm 8½"  
 CTN QTY 12



COUPE PLATE  
**SRBREVP61** 16.5cm 6½"  
 CTN QTY 12



COUPE BOWL  
**SRBLEVB91** 24.8cm 9¾"  
 113.6cl 40oz  
 CTN QTY 12



COUPE BOWL  
**SRBLEVB71** 18.2cm 7¼"  
 42.6cl 15oz  
 CTN QTY 12



TRIANGLE PLATE  
**SRBLTR101** 28.5cm 11¼"  
 CTN QTY 12



TRIANGLE PLATE  
**SRBLTR91** 24.5cm 9¾"  
 CTN QTY 12



COUPE BOWL  
**SRBREVB91** 24.8cm 9¾"  
 113.6cl 40oz  
 CTN QTY 12



COUPE BOWL  
**SRBREVB71** 18.2cm 7¼"  
 42.6cl 15oz  
 CTN QTY 12



TRIANGLE PLATE  
**SRBLTR101** 28.5cm 11¼"  
 CTN QTY 12



TRIANGLE PLATE  
**SRBLTR91** 24.5cm 9¾"  
 CTN QTY 12



TRIANGLE BOWL  
**SRBLTRB91** 23.5cm 9¼"  
 60cl 21oz  
 CTN QTY 12



TRIANGLE BOWL  
**SRBLTRB71** 18.5cm 7¼"  
 37cl 13oz  
 CTN QTY 12



CHEFS' OBLONG  
 PLATE No. 3  
**SRBLXO111** 29.8 x 15.3cm  
 11¾" x 6"  
 CTN QTY 12



CHEFS' OBLONG  
 PLATE No. 2  
**SRBLXO101** 26.9 x 12.7cm  
 10¾" x 5"  
 CTN QTY 12



TRIANGLE BOWL  
**SRBLTRB91** 23.5cm 9¼"  
 60cl 21oz  
 CTN QTY 12



TRIANGLE BOWL  
**SRBLTRB71** 18.5cm 7¼"  
 37cl 13oz  
 CTN QTY 12



CHEFS' OBLONG  
 PLATE No. 1  
**SRBLXO71** 20 x 12.1cm  
 7¾" x 4¾"  
 CTN QTY 12

CHURCHILL® super vitrified  
*Stonecast*® RAW

Grey

CHURCHILL® super vitrified  
*Stonecast*® RAW

Teal



COUPE PLATE  
**SRGYEV111** 28.8cm 11¼"  
 CTN QTY 12



COUPE PLATE  
**SRGYEV101** 26cm 10¼"  
 CTN QTY 12



COUPE PLATE  
**SRGYEVP81** 21.7cm 8½"  
 CTN QTY 12



COUPE PLATE  
**SRGYEVP61** 16.5cm 6½"  
 CTN QTY 12



COUPE PLATE  
**SRBEEV111** 28.8cm 11¼"  
 CTN QTY 12



COUPE PLATE  
**SRBEEV101** 26cm 10¼"  
 CTN QTY 12



COUPE PLATE  
**SRBEEVP81** 21.7cm 8½"  
 CTN QTY 12



COUPE PLATE  
**SRBEEVP61** 16.5cm 6½"  
 CTN QTY 12



COUPE BOWL  
**SRGYEB91** 24.8cm 9¾"  
 113.6cl 40oz  
 CTN QTY 12



COUPE BOWL  
**SRGYEB71** 18.2cm 7¼"  
 42.6cl 15oz  
 CTN QTY 12



TRIANGLE PLATE  
**SRGYTR101** 28.5cm 11¼"  
 CTN QTY 12



TRIANGLE PLATE  
**SRGYTR91** 24.5cm 9¾"  
 CTN QTY 12



COUPE BOWL  
**SRBEEB91** 24.8cm 9¾"  
 113.6cl 40oz  
 CTN QTY 12



COUPE BOWL  
**SRBEEB71** 18.2cm 7¼"  
 42.6cl 15oz  
 CTN QTY 12



TRIANGLE PLATE  
**SRBETR101** 28.5cm 11¼"  
 CTN QTY 12



TRIANGLE PLATE  
**SRBETR91** 24.5cm 9¾"  
 CTN QTY 12



TRIANGLE BOWL  
**SRGYTB91** 23.5cm 9¼"  
 60cl 21oz  
 CTN QTY 12



TRIANGLE BOWL  
**SRGYTB71** 18.5cm 7¼"  
 37cl 13oz  
 CTN QTY 12




CHEFS' OBLONG  
 PLATE No. 3  
**SRGYXO111** 29.8 x 15.3cm  
 11¾" x 6"  
 CTN QTY 12



CHEFS' OBLONG  
 PLATE No. 2  
**SRGYXO101** 26.9 x 12.7cm  
 10¾" x 5"  
 CTN QTY 12



TRIANGLE BOWL  
**SRBETB91** 23.5cm 9¼"  
 60cl 21oz  
 CTN QTY 12



TRIANGLE BOWL  
**SRBETB71** 18.5cm 7¼"  
 37cl 13oz  
 CTN QTY 12



CHEFS' OBLONG  
 PLATE No. 3  
**SRBEXO111** 29.8 x 15.3cm  
 11¾" x 6"  
 CTN QTY 12



CHEFS' OBLONG  
 PLATE No. 2  
**SRBEXO101** 26.9 x 12.7cm  
 10¾" x 5"  
 CTN QTY 12



CHEFS' OBLONG  
 PLATE No. 1  
**SRGYXO71** 20 x 12.1cm  
 7¾" x 4¾"  
 CTN QTY 12



CHEFS' OBLONG  
 PLATE No. 1  
**SRBEXO71** 20 x 12.1cm  
 7¾" x 4¾"  
 CTN QTY 12

CHURCHILL® super vitrified  
*Stonecast*® RAW

Terracotta



COUPE PLATE  
**SRTEEV111** 28.8cm 11¼"  
 CTN QTY 12



COUPE PLATE  
**SRTEEV101** 26cm 10¼"  
 CTN QTY 12



COUPE PLATE  
**SRTEEV081** 21.7cm 8½"  
 CTN QTY 12



COUPE PLATE  
**SRTEEV061** 16.5cm 6½"  
 CTN QTY 12



COUPE BOWL  
**SRTEEB91** 24.8cm 9¾"  
 113.6cl 40oz  
 CTN QTY 12



COUPE BOWL  
**SRTEEB71** 18.2cm 7¼"  
 42.6cl 15oz  
 CTN QTY 12



TRIANGLE PLATE  
**SRTEI101** 28.5cm 11¼"  
 CTN QTY 12



TRIANGLE PLATE  
**SRTEI091** 24.5cm 9¾"  
 CTN QTY 12



TRIANGLE BOWL  
**SRTEI081** 23.5cm 9¼"  
 60cl 21oz  
 CTN QTY 12



CHURCHILL® super vitrified

# Stonecast®

**PATINA**  
Stonecast Patina is inspired by the tones and surface texture created naturally over time. The nature of the manufacturing process means that each piece will be slightly different.

Inspired by Surface Texture



## Antique Taupe



**COUPE PLATE**  
**PAATEV121** 32.4cm 12¾"  
CTN QTY 6  
**PAATEV111** 28.8cm 11¼"  
CTN QTY 12



**COUPE PLATE**  
**PAATEV101** 26cm 10¼"  
CTN QTY 12  
**PAATEVP81** 21.7cm 8½"  
CTN QTY 12  
**PAATEVP61** 16.5cm 6½"  
CTN QTY 12



**COUPE BOWL**  
**PAATEB91** 24.8cm 9¾"  
113.6cl 40oz  
CTN QTY 12  
**PAATEB71** 18.2cm 7¼"  
42.6cl 15oz  
CTN QTY 12



**CHEFS' WALLED PLATE**  
**PAATWP261** 26cm 10¼"  
H: 2cm  
CTN QTY 6  
**PAATWP211** 21cm 8¼"  
H: 2cm  
CTN QTY 6



**ORGANIC ROUND PLATE**  
**PAATOG111** 28.6cm 11¼"  
CTN QTY 12  
**PAATOG101** 26.4cm 10½"  
CTN QTY 12  
**PAATOG81** 21cm 8¼"  
CTN QTY 12  
**PAATOG71** 18.6cm 7¼"  
CTN QTY 12



**ORGANIC ROUND BOWL**  
**PAATOGB11** 25.3cm 9¾"  
110cl 38oz  
CTN QTY 12



**WIDE RIM BOWL**  
**PAATVWB1** 28cm 11"  
46.8cl 16.5oz  
CTN QTY 12



**TRIANGLE PLATE**  
**PAATR121** 31.1cm 12¼"  
CTN QTY 6  
**PAATR101** 28.5cm 11¼"  
CTN QTY 12  
**PAATR91** 24.5cm 9¾"  
CTN QTY 12  
**PAATR71** 20.3cm 8"  
CTN QTY 12



**TRIANGLE BOWL**  
**PAATR891** 23.5cm 9¼"  
60cl 21oz  
CTN QTY 12  
**PAATR871** 18.5cm 7¼"  
37cl 13oz  
CTN QTY 12  
**PAATR861** 15.3cm 6"  
26cl 9oz  
CTN QTY 12



**CHEFS' OBLONG PLATE No.9**  
**PAATXP141** 34.4 x 23.4cm  
13½" x 9¼"  
CTN QTY 6  
**CHEFS' OBLONG PLATE No.8**  
**PAATOBL41** 30 x 19.9cm  
12" x 7½"  
CTN QTY 6



**CHEFS' OBLONG PLATE No.4**  
**PAATXO141** 35.5 x 18.9cm  
13¾" x 7½"  
CTN QTY 6  
**CHEFS' OBLONG PLATE No.3**  
**PAATXO111** 29.8 x 15.3cm  
11¾" x 6"  
CTN QTY 12



**CAPPUCCINO CUP**  
**PAATCB281** 34cl 12oz  
H: 6.5cm Dia: 11cm  
CTN QTY 12  
**PAATCB201** 22.7cl 8oz  
H: 5.5cm Dia: 9.5cm  
CTN QTY 12



**SAUCER**  
**PAATCSS1** 15.6cm 6¼"  
CTN QTY 12  
(Fits PAATCB281 & PAATCB201)  
**PAATESS1** 11.8cm 4½"  
CTN QTY 12  
(Fits PAATCEB91)



**ESPRESSO CUP**  
**PAATVMB91** 10cl 3.5oz  
H: 5.5cm Dia: 6.5cm  
CTN QTY 12



**MUG**  
**PAATVM121** 34cl 12oz  
H: 11cm Dia: 8cm  
CTN QTY 12



**SUGAR BOWL**  
**PAATSSGR1** 22.7cl 8oz  
H: 6.2cm Dia: 9.8cm  
CTN QTY 12



Covered by Churchill 5 Year Edge Chip Warranty

CHURCHILL® super vitrified

Stonecast® PATINA

Burnished Green

CHURCHILL® super vitrified

Stonecast® PATINA

Cobalt Blue



COUPE PLATE  
PABGEV121 32.4cm 12¾"  
CTN QTY 6  
PABGEV111 28.8cm 11¼"  
CTN QTY 12



COUPE PLATE  
PABGEV101 26cm 10¼"  
CTN QTY 12  
PABGEVP81 21.7cm 8½"  
CTN QTY 12  
PABGEVP61 16.5cm 6½"  
CTN QTY 12



COUPE BOWL  
PABGEVB91 24.8cm 9¾"  
113.6cl 40oz  
CTN QTY 12  
PABGEVB71 18.2cm 7¼"  
42.6cl 15oz  
CTN QTY 12



CHEFS' WALLED PLATE  
PABGWP261 26cm 10¼"  
H: 2cm  
CTN QTY 6  
PABGWP211 21cm 8¼"  
H: 2cm  
CTN QTY 6



COUPE PLATE  
PABLEV111 28.8cm 11¼"  
CTN QTY 12



COUPE PLATE  
PABLEV101 26cm 10¼"  
CTN QTY 12



COUPE PLATE  
PABLEVP81 21.7cm 8½"  
CTN QTY 12



COUPE PLATE  
PABLEVP61 16.5cm 6½"  
CTN QTY 12



ORGANIC ROUND PLATE  
PABGOG111 28.6cm 11¼"  
CTN QTY 12  
PABGOG101 26.4cm 10½"  
CTN QTY 12




ORGANIC ROUND PLATE  
PABGOG81 21cm 8¼"  
CTN QTY 12  
PABGOG71 18.6cm 7¼"  
CTN QTY 12



ORGANIC ROUND BOWL  
PABGOG811 25.3cm 9¾"  
110cl 38oz  
CTN QTY 12



WIDE RIM BOWL  
PABGWB11 28cm 11"  
46.8cl 16.5oz  
CTN QTY 12



COUPE BOWL  
PABLEVB91 24.8cm 9¾"  
113.6cl 40oz  
CTN QTY 12



TRIANGLE PLATE  
PABL91 24.5cm 9¾"  
CTN QTY 12



TRIANGLE BOWL  
PABL91 23.5cm 9¼"  
60cl 21oz  
CTN QTY 12



TRIANGLE BOWL  
PABL91 15.3cm 6"  
26cl 9oz  
CTN QTY 12



TRIANGLE PLATE  
PABGTR121 31.1cm 12¼"  
CTN QTY 6



TRIANGLE PLATE  
PABGTR101 28.5cm 11¼"  
CTN QTY 12



TRIANGLE PLATE  
PABGTR91 24.5cm 9¾"  
CTN QTY 12  
PABGTR71 20.3cm 8"  
CTN QTY 12



TRIANGLE BOWL  
PABGTR81 23.5cm 9¼"  
60cl 21oz  
CTN QTY 12



CHEFS' OBLONG PLATE No.4  
PABLXO141 35.5 x 18.9cm  
13¾" x 7½"  
CTN QTY 6



CHEFS' OBLONG PLATE No. 3  
PABLXO111 29.8 x 15.3cm  
11¾" x 6"  
CTN QTY 12



TRIANGLE BOWL  
PABGTRB71 18.5cm 7¼"  
37cl 13oz  
CTN QTY 12



TRIANGLE BOWL  
PABGTRB61 15.3cm 6"  
26cl 9oz  
CTN QTY 12



CHEFS' OBLONG PLATE No.9  
PABGXP141 34.4 x 23.4cm  
13½" x 9¼"  
CTN QTY 6  
CHEFS' OBLONG PLATE No.8  
PABGOB141 30 x 19.9cm  
12" x 7½"  
CTN QTY 6



CHEFS' OBLONG PLATE No.4  
PABGXP141 35.5 x 18.9cm  
13¾" x 7½"  
CTN QTY 6  
CHEFS' OBLONG PLATE No.3  
PABGXP111 29.8 x 15.3cm  
11¾" x 6"  
CTN QTY 12



Covered by Churchill 5 Year Edge Chip Warranty



Covered by Churchill 5 Year Edge Chip Warranty

CHURCHILL® super vitrified  
*Stonecast*® PATINA

Deep Purple

CHURCHILL® super vitrified  
*Stonecast*® PATINA

Iron Black



COUPE PLATE  
PADPEV111 28.8cm 11¼"  
CTN QTY 12



COUPE PLATE  
PADPEV101 26cm 10¼"  
CTN QTY 12



COUPE PLATE  
PADPEVP81 21.7cm 8½"  
CTN QTY 12



COUPE PLATE  
PADPEVP61 16.5cm 6½"  
CTN QTY 12



COUPE BOWL  
PADPEVB91 24.8cm 9¾"  
113.6cl 40oz  
CTN QTY 12



COUPE BOWL  
PADPEVB71 18.2cm 7¼"  
42.6cl 15oz  
CTN QTY 12



CHEFS' WALLED PLATE  
PADPWP261 26cm 10¼"  
H: 2cm  
CTN QTY 6



CHEFS' WALLED PLATE  
PADPWP211 21cm 8¼"  
H: 2cm  
CTN QTY 6



TRIANGLE PLATE  
PADPTR101 28.5cm 11¼"  
CTN QTY 12



TRIANGLE PLATE  
PADPTR91 24.5cm 9¾"  
CTN QTY 12



TRIANGLE BOWL  
PADPTRB91 23.5cm 9¼"  
60cl 21oz  
CTN QTY 12



TRIANGLE BOWL  
PADPTRB71 18.5cm 7¼"  
37cl 13oz  
CTN QTY 12



TRIANGLE BOWL  
PADPTRB61 15.3cm 6"  
26cl 9oz  
CTN QTY 12



CHEFS' OBLONG PLATE No. 4  
PADPXO141 35.5 x 18.9cm  
13¾" x 7¾"  
CTN QTY 6



CHEFS' OBLONG PLATE No. 3  
PADPXO111 29.8 x 15.3cm  
11¾" x 6"  
CTN QTY 12



COUPE PLATE  
PAIBEV121 32.4cm 12¾"  
CTN QTY 6  
PAIBEV111 28.8cm 11¼"  
CTN QTY 12



COUPE PLATE  
PAIBEV101 26cm 10¼"  
CTN QTY 12  
PAIBEVP81 21.7cm 8½"  
CTN QTY 12  
PAIBEVP61 16.5cm 6½"  
CTN QTY 12



COUPE BOWL  
PAIBEVB91 24.8cm 9¾"  
113.6cl 40oz  
CTN QTY 12  
PAIBEVB71 18.2cm 7¼"  
42.6cl 15oz  
CTN QTY 12



CHEFS' WALLED PLATE  
PAIBWP261 26cm 10¼"  
H: 2cm  
CTN QTY 6  
PAIBWP211 21cm 8¼"  
H: 2cm  
CTN QTY 6



ORGANIC ROUND PLATE  
PAIBOG111 28.6cm 11¼"  
CTN QTY 12  
PAIBOG101 26.4cm 10½"  
CTN QTY 12  
PAIBOG81 21cm 8¼"  
CTN QTY 12  
PAIBOG71 18.6cm 7¼"  
CTN QTY 12



ORGANIC ROUND BOWL  
PAIBOGB11 25.3cm 9¾"  
110cl 38oz  
CTN QTY 12



WIDE RIM BOWL  
PAIBVWB11 28cm 11"  
46.8cl 16.5oz  
CTN QTY 12



TRIANGLE PLATE  
PAIBTR121 31.1cm 12¼"  
CTN QTY 6  
PAIBTR101 28.5cm 11¼"  
CTN QTY 12  
PAIBTR91 24.5cm 9¾"  
CTN QTY 12  
PAIBTR71 20.3cm 8"  
CTN QTY 12



TRIANGLE BOWL  
PAIBTRB91 23.5cm 9¼"  
60cl 21oz  
CTN QTY 12  
PAIBTRB71 18.5cm 7¼"  
37cl 13oz  
CTN QTY 12  
PAIBTRB61 15.3cm 6"  
26cl 9oz  
CTN QTY 12



CHEFS' OBLONG PLATE No. 9  
PAIBXP141 34.4 x 23.4cm  
13½" x 9¼"  
CTN QTY 6



CHEFS' OBLONG PLATE No. 4  
PAIBXO141 35.5 x 18.9cm  
13¾" x 7¾"  
CTN QTY 6



CAPPUCCINO CUP  
PAIBCB281 34cl 12oz  
H: 6.5cm Dia: 11cm  
CTN QTY 12  
PAIBCB201 22.7cl 8oz  
H: 5.5cm Dia: 9.5cm  
CTN QTY 12



CHEFS' OBLONG PLATE No. 8  
PAIBOBL41 30 x 19.9cm  
12" x 7¾"  
CTN QTY 6



CHEFS' OBLONG PLATE No. 3  
PAIBXO111 29.8 x 15.3cm  
11¾" x 6"  
CTN QTY 12



SAUCER  
MOIBCS1 15.6cm 6¼"  
CTN QTY 12  
(Fits PAIBCB281 & PAIBCB201)  
MOIBESS1 11.8cm 4½"  
CTN QTY 12  
(Fits PAIBCEB91)



ESPRESSO CUP  
PAIBCEB91 10cl 3.5oz  
H: 5.5cm Dia: 6.5cm  
CTN QTY 12



MUG  
PAIBVM121 34cl 12oz  
H: 11cm Dia: 8cm  
CTN QTY 12



SUGAR BOWL  
PAIBSSGR1 22.7cl 8oz  
H: 6.2cm Dia: 9.8cm  
CTN QTY 12



Covered by Churchill 5 Year Edge Chip Warranty



Covered by Churchill 5 Year Edge Chip Warranty

CHURCHILL® super vitrified  
*Stonecast*® PATINA

Rust Red

CHURCHILL® super vitrified  
*Stonecast*® PATINA

Rustic Teal



COUPE PLATE  
**PAREV111** 28.8cm 11¼"  
 CTN QTY 12 ✪  
**PAREV101** 26cm 10¼"  
 CTN QTY 12 ✪



COUPE PLATE  
**PAREVP81** 21.7cm 8½"  
 CTN QTY 12 ✪  
**PAREVP61** 16.5cm 6½"  
 CTN QTY 12 ✪



COUPE BOWL  
**PAREVB91** 24.8cm 9¾"  
 113.6cl 40oz  
 CTN QTY 12 ✪



TRIANGLE PLATE  
**PARETR9 1** 24.5cm 9¾"  
 CTN QTY 12 ✪



TRIANGLE BOWL  
**PARETRB91** 23.5cm 9¼"  
 60cl 21oz  
 CTN QTY 12 ✪



TRIANGLE BOWL  
**PARETRB61** 15.3cm 6"  
 26cl 9oz  
 CTN QTY 12 ✪



CHEFS' OBLONG  
 PLATE No. 4  
**PAREXO141** 35.5 x 18.9cm  
 13¾" x 7½"  
 CTN QTY 6 ✪



CHEFS' OBLONG  
 PLATE No. 3  
**PAREXO111** 29.8 x 15.3cm  
 11¾" x 6"  
 CTN QTY 12 ✪



COUPE PLATE  
**PATREV111** 28.8cm 11¼"  
 CTN QTY 12 ✪



COUPE PLATE  
**PATREV101** 26cm 10¼"  
 CTN QTY 12 ✪



COUPE PLATE  
**PATREVP81** 21.7cm 8½"  
 CTN QTY 12 ✪



COUPE PLATE  
**PATREVP61** 16.5cm 6½"  
 CTN QTY 12 ✪



COUPE BOWL  
**PATREVB91** 24.8cm 9¾"  
 113.6cl 40oz  
 CTN QTY 12 ✪



TRIANGLE PLATE  
**PATRETR9 1** 24.5cm 9¾"  
 CTN QTY 12 ✪



TRIANGLE BOWL  
**PATRETRB91** 23.5cm 9¼"  
 60cl 21oz  
 CTN QTY 12 ✪



TRIANGLE BOWL  
**PATRETRB61** 15.3cm 6"  
 26cl 9oz  
 CTN QTY 12 ✪



CAPPUCCINO CUP  
**PARECB281** 34cl 12oz  
 H: 6.5cm Dia: 11cm  
 CTN QTY 12 ✪



CAPPUCCINO CUP  
**PARECB201** 22.7cl 8oz  
 H: 5.5cm Dia: 9.5cm  
 CTN QTY 12 ✪



SAUCER  
**PARECSS 1** 15.6cm 6¼"  
 CTN QTY 12 ✪  
 (Fits PARECB281 &  
 PARECB201)



ESPRESSO CUP  
**PARECB91** 10cl 3.5oz  
 H: 5.5cm Dia: 6.5cm  
 CTN QTY 12 ✪



CHEFS' OBLONG  
 PLATE No. 4  
**PATRXO141** 35.5 x 18.9cm  
 13¾" x 7½"  
 CTN QTY 6 ✪



CHEFS' OBLONG  
 PLATE No. 3  
**PATRXO111** 29.8 x 15.3cm  
 11¾" x 6"  
 CTN QTY 12 ✪



SAUCER  
**PARESS 1** 11.8cm 4½"  
 CTN QTY 12 ✪  
 (Fits PARECB91)



MUG  
**PAREVM121** 34cl 12oz  
 H: 11cm Dia: 8cm  
 CTN QTY 12 ✪



SUGAR BOWL  
**PARESSGR1** 22.7cl 8oz  
 H: 6.2cm Dia: 9.8cm  
 CTN QTY 12 ✪



✪ Covered by Churchill 5 Year Edge Chip Warranty



✪ Covered by Churchill 5 Year Edge Chip Warranty

CHURCHILL® super vitrified

# Stonecast® PATINA

Vintage Copper



COUPE PLATE  
PAVCEV121 32.4cm 12¾"  
CTN QTY 6



COUPE PLATE  
PAVCEV111 28.8cm 11¼"  
CTN QTY 12  
PAVCEV101 26cm 10¼"  
CTN QTY 12



COUPE PLATE  
PAVCEVP81 21.7cm 8½"  
CTN QTY 12  
PAVCEVP61 16.5cm 6½"  
CTN QTY 12



COUPE BOWL  
PAVCEVB91 24.8cm 9¾"  
113.6cl 40oz  
CTN QTY 12  
PAVCEVB71 18.2cm 7¼"  
42.6cl 15oz  
CTN QTY 12



ORGANIC ROUND PLATE  
PAVCOG111 28.6cm 11¼"  
CTN QTY 12  
PAVCOG101 26.4cm 10½"  
CTN QTY 12



ORGANIC ROUND PLATE  
PAVCOG81 21cm 8¼"  
CTN QTY 12  
PAVCOG71 18.6cm 7¼"  
CTN QTY 12



ORGANIC ROUND BOWL  
PAVCOGB11 25.3cm 9¾"  
110cl 38oz  
CTN QTY 12



WIDE RIM BOWL  
PAVCVWB11 28cm 11"  
46.8cl 16.5oz  
CTN QTY 12



TRIANGLE PLATE  
PAVCTR121 31.1cm 12¼"  
CTN QTY 6  
PAVCTR101 28.5cm 11¼"  
CTN QTY 12  
PAVCTR91 24.5cm 9¾"  
CTN QTY 12



TRIANGLE PLATE  
PAVCTR71 20.3cm 8"  
CTN QTY 12



TRIANGLE BOWL  
PAVCTRB91 23.5cm 9¼"  
60cl 21oz  
CTN QTY 12



TRIANGLE BOWL  
PAVCTRB71 18.5cm 7¼"  
37cl 13oz  
CTN QTY 12  
PAVCTRB61 15.3cm 6"  
26cl 9oz  
CTN QTY 12



CHEFS' OBLONG PLATE No.9  
PAVCXP141 34.4 x 23.4cm  
13½" x 9¼"  
CTN QTY 6



CHEFS' OBLONG PLATE No.8  
PAVCOB141 30 x 19.9cm  
12" x 7⅞"  
CTN QTY 6



CHEFS' OBLONG PLATE No.4  
PAVCXO141 35.5 x 18.9cm  
13¾" x 7⅝"  
CTN QTY 6



CHEFS' OBLONG PLATE No.3  
PAVCXO111 29.8 x 15.3cm  
11¾" x 6"  
CTN QTY 12



CHURCHILL® super vitrified

Stonecast®

The hand decorated Plume design interprets the fluidity of painting mediums. A unique formula creates layers of colour that interact and blend together, forming the characteristic Plume effect.

PLUME

Tonal Depth and Intensity



Olive



COUPE PLATE  
PLGREV111 28.8cm 11¼"  
CTN QTY 12



COUPE PLATE  
PLGREVP81 21.7cm 8½"  
CTN QTY 12



COUPE BOWL  
PLGREVB91 24.8cm 9¾"  
113.6cl 40oz  
CTN QTY 12



CHEFS' WALLED PLATE  
PLGRWP261 26cm 10¼"  
H: 2cm  
CTN QTY 6



TRIANGLE PLATE  
PLGRTR91 24.5cm 9¾"  
CTN QTY 12



TRIANGLE BOWL  
PLGRTRB91 23.5cm 9¼"  
60cl 21oz  
CTN QTY 12



CHEFS' OBLONG PLATE No. 4  
PLGRXO141 35.5 x 18.9cm  
13¾" x 7¾"  
CTN QTY 6



CHEFS' OBLONG PLATE No. 3  
PLGRXO111 29.8 x 15.3cm  
11¾" x 6"  
CTN QTY 12



CAPPUCCINO CUP  
PLGRCB281 34cl 12oz  
H: 6.5cm Dia: 11cm  
CTN QTY 12



CAPPUCCINO CUP  
PLGRCB201 22.7cl 8oz  
H: 5.5cm Dia: 9.5cm  
CTN QTY 12



SAUCER  
PLGRCSS1 15.6cm 6¼"  
CTN QTY 12  
(Fits PLGRCB281 & PLGRCB201)



ESPRESSO CUP  
PLGRCEB91 10cl 3.5oz  
H: 5.5cm Dia: 6.5cm  
CTN QTY 12



SAUCER  
PLGRESS1 11.8cm 4½"  
CTN QTY 12  
(Fits PLGRCEB91)



MUG  
PLGRVM121 34cl 12oz  
H: 11cm Dia: 8cm  
CTN QTY 12



SUGAR BOWL  
PLGRSSGR1 22.7cl 8oz  
H: 6.2cm Dia: 9.8cm  
CTN QTY 12



Covered by Churchill 5 Year Edge Chip Warranty

CHURCHILL® super vitrified

# Stonecast® PLUME


Ultramarine



COUPE PLATE  
**PLULEV111** 28.8cm 11¼"  
CTN QTY 12 ☛  
**PLULEV101** 26cm 10¼"  
CTN QTY 12 ☛



COUPE PLATE  
**PLULEVP81** 21.7cm 8½"  
CTN QTY 12 ☛  
**PLULEVP61** 16.5cm 6½"  
CTN QTY 12 ☛



COUPE BOWL  
**PLULEVB91** 24.8cm 9¾"  
113.6cl 40oz  
CTN QTY 12 ☛



CHEFS' WALLED PLATE  
**PLULWP261** 26cm 10¼"  
H: 2cm  
CTN QTY 6 ☛  
**PLULWP211** 21cm 8¼"  
H: 2cm  
CTN QTY 6 ☛



TRIANGLE PLATE  
**PLULTR91** 24.5cm 9¾"  
CTN QTY 12 ☛



TRIANGLE BOWL  
**PLULTRB91** 23.5cm 9¼"  
60cl 21oz  
CTN QTY 12 ☛  
**PLULTRB61** 15.3cm 6"  
26cl 9oz  
CTN QTY 12 ☛



CHEFS' OBLONG  
PLATE No. 4  
**PLULXO141** 35.5 x 18.9cm  
13¾" x 7½"  
CTN QTY 6 ☛



CHEFS' OBLONG  
PLATE No. 3  
**PLULXO111** 29.8 x 15.3cm  
11¾" x 6"  
CTN QTY 12 ☛



CAPPUCCINO CUP  
**PLULCB281** 34cl 12oz  
H: 6.5cm Dia: 11cm  
CTN QTY 12 ☛



CAPPUCCINO CUP  
**PLULCB201** 22.7cl 8oz  
H: 5.5cm Dia: 9.5cm  
CTN QTY 12 ☛



SAUCER  
**PLULCSS1** 15.6cm 6¼"  
CTN QTY 12 ☛  
(Fits PLULCB281 &  
PLULCB201)



ESPRESSO CUP  
**PLULCEB91** 10cl 3.5oz  
H: 5.5cm Dia: 6.5cm  
CTN QTY 12 ☛



SAUCER  
**PLULESS1** 11.8cm 4½"  
CTN QTY 12 ☛  
(Fits PLULCEB91)



MUG  
**PLULVM121** 34cl 12oz  
H: 11cm Dia: 8cm  
CTN QTY 12 ☛



SUGAR BOWL  
**PLULSSGR1** 22.7cl 8oz  
H: 6.2cm Dia: 9.8cm  
CTN QTY 12 ☛



CHURCHILL® super vitrified


# Stonecast®

**AQUEOUS**  
 Inspired by the fluidity of water, the Stonecast Aqueous design emulates a liquid pooling effect and is hand finished in colours reminiscent of natural bodies of water.

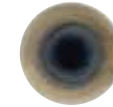
Premium Colour Combinations




## Bayou



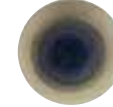
**COUPE PLATE**  
**SABTEV111** 28.8cm 11¼"  
 CTN QTY 12



**COUPE PLATE**  
**SABTEVP81** 21.7cm 8½"  
 CTN QTY 12



**DEEP COUPE PLATE**  
**SABTPD271** 28.1cm 11"  
 H: 3.7cm  
 CTN QTY 12



**DEEP COUPE PLATE**  
**SABTPD221** 22.5cm 8¾"  
 H: 2.7cm  
 CTN QTY 12



**CHEFS' WALLED PLATE**  
**SABTWP261** 26cm 10¼"  
 H: 2cm  
 CTN QTY 6



**CHEFS' WALLED PLATE**  
**SABTWP211** 21cm 8¼"  
 H: 2cm  
 CTN QTY 6



**TRIANGLE PLATE**  
**SABTR121** 31.1cm 12¼"  
 CTN QTY 6




**TRIANGLE PLATE**  
**SABTR9 1** 24.5cm 9¾"  
 CTN QTY 12



**TRIANGLE BOWL**  
**SABTRB91** 23.5cm 9¼"  
 60cl 21oz  
 CTN QTY 12



**ORGANIC ROUND PLATE**  
**SABTOG111** 28.6cm 11¼"  
 CTN QTY 12



**ORGANIC ROUND PLATE**  
**SABTOG8 1** 21cm 8¼"  
 CTN QTY 12



**ORGANIC ROUND BOWL**  
**SABTOGB11** 25.3cm 9¾"  
 110cl 38oz  
 CTN QTY 12



Covered by Churchill 5 Year Edge Chip Warranty

CHURCHILL® super vitrified

# Stonecast® AQUEOUS


Fjord



COUPE PLATE  
**SAGREV111** 28.8cm 11¼"  
CTN QTY 12



COUPE PLATE  
**SAGREV101** 26cm 10¼"  
CTN QTY 12




COUPE PLATE  
**SAGREV81** 21.7cm 8½"  
CTN QTY 12




COUPE PLATE  
**SAGREV61** 16.5cm 6½"  
CTN QTY 12




DEEP COUPE PLATE  
**SAGRPD271** 28.1cm 11"  
H: 3.7cm  
CTN QTY 12




DEEP COUPE PLATE  
**SAGRPD251** 25.5cm 10"  
H: 3.5cm  
CTN QTY 12



DEEP COUPE PLATE  
**SAGRPD21** 22.5cm 8¾"  
H: 2.7cm  
CTN QTY 12




TRIANGLE PLATE  
**SAGRTR121** 31.1cm 12¼"  
CTN QTY 6




TRIANGLE PLATE  
**SAGRTR101** 28.5cm 11¼"  
CTN QTY 12



TRIANGLE PLATE  
**SAGRTR91** 24.5cm 9¾"  
CTN QTY 12



TRIANGLE PLATE  
**SAGRTR71** 20.3cm 8"  
CTN QTY 12



TRIANGLE BOWL  
**SAGRTRB91** 23.5cm 9¼"  
60cl 21oz  
CTN QTY 12




TRIANGLE BOWL  
**SAGRTRB71** 18.5cm 7¼"  
37cl 13oz  
CTN QTY 12

CHURCHILL® super vitrified

# Stonecast® AQUEOUS


Lagoon



COUPE PLATE  
**SALGEV111** 28.8cm 11¼"  
CTN QTY 12




COUPE PLATE  
**SALGEV101** 26cm 10¼"  
CTN QTY 12



COUPE PLATE  
**SALGEV81** 21.7cm 8½"  
CTN QTY 12




COUPE PLATE  
**SALGEV61** 16.5cm 6½"  
CTN QTY 12




DEEP COUPE PLATE  
**SALGPD271** 28.1cm 11"  
H: 3.7cm  
CTN QTY 12




DEEP COUPE PLATE  
**SALGPD251** 25.5cm 10"  
H: 3.5cm  
CTN QTY 12




DEEP COUPE PLATE  
**SALGPD21** 22.5cm 8¾"  
H: 2.7cm  
CTN QTY 12



TRIANGLE PLATE  
**SALGTR121** 31.1cm 12¼"  
CTN QTY 6




TRIANGLE PLATE  
**SALGTR101** 28.5cm 11¼"  
CTN QTY 12



TRIANGLE PLATE  
**SALGTR91** 24.5cm 9¾"  
CTN QTY 12



TRIANGLE PLATE  
**SALGTR71** 20.3cm 8"  
CTN QTY 12



TRIANGLE BOWL  
**SALGTRB91** 23.5cm 9¼"  
60cl 21oz  
CTN QTY 12



TRIANGLE BOWL  
**SALGTRB71** 18.5cm 7¼"  
37cl 13oz  
CTN QTY 12



Covered by Churchill 5 Year Edge Chip Warranty



Covered by Churchill 5 Year Edge Chip Warranty



CHURCHILL<sup>®</sup> super vitrified

# Stonecast<sup>®</sup>

Hints is designed for those who want the rustic Stonecast look but with just a hint of colour, hand decorated with a fine speckle and stippled edge band.

A Hint of Colour

## HINTS



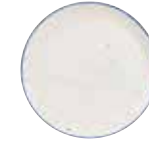
Featured with Sola Lima cutlery



## Indigo Blue



LARGE COUPE PLATE  
SHBIEV121 32.4cm 12 1/4"  
CTN QTY 6



COUPE PLATE  
SHBIEV111 28.8cm 11 1/4"  
CTN QTY 12



COUPE PLATE  
SHBIEVP81 21.7cm 8 1/2"  
CTN QTY 12



COUPE PLATE  
SHBIEVP61 16.5cm 6 1/2"  
CTN QTY 12



COUPE BOWL  
SHBIEVB91 24.8cm 9 3/4"  
113.6cl 40oz  
CTN QTY 12



COUPE BOWL  
SHBIEVB71 18.2cm 7 1/4"  
42.6cl 15oz  
CTN QTY 12



TRIANGLE PLATE  
SHBITR121 31.1cm 12 1/4"  
CTN QTY 6



TRIANGLE PLATE  
SHBITR101 28.5cm 11 1/4"  
CTN QTY 12



TRIANGLE PLATE  
SHBITR91 24.5cm 9 3/4"  
CTN QTY 12



TRIANGLE BOWL  
SHBITRB91 23.5cm 9 1/4"  
60cl 21oz  
CTN QTY 12



TRIANGLE BOWL  
SHBITRB61 15.3cm 6"  
26cl 9oz  
CTN QTY 12



CHEFS' OBLONG PLATE No.9  
SHBIXP141 34.4 x 23.4cm  
13 1/2" x 9 1/4"  
CTN QTY 6



CHEFS' OBLONG PLATE No.4  
SHBIXO141 35.5 x 18.9cm  
13 3/4" x 7 3/8"  
CTN QTY 6



CHEFS' OBLONG PLATE No.3  
SHBIXO111 29.8 x 15.3cm  
11 3/4" x 6"  
CTN QTY 12



OVAL PLATE  
SHBID121 30.5cm 12"  
CTN QTY 12



OVAL PLATE  
SHBID101 25.4cm 10"  
CTN QTY 12



Covered by Churchill 5 Year Edge Chip Warranty

CHURCHILL® super vitrified

Stonecast®

Add a touch of rusticity to food displays with buffetware decorated with the fine speckle and stippled edge band of Stonecast Hints.

## HINTS BUFFET

A Hint of Colour



## Indigo Blue



**LARGE COUPE BOWL**  
**SHBIAC141** 38.5 x 38.5 x 8.8cm  
15 1/4" x 3 1/2" 500cl 175oz  
CTN QTY 4



**SQUARE BUFFET TRAY**  
**SHBIAS1** 30.3 x 30.3cm  
11 7/8" x 11 7/8"  
CTN QTY 4



**RECTANGULAR BUFFET TRAY**  
**SHBIART1** 30 x 14.5cm  
11 3/4" x 5 3/4"  
CTN QTY 6



**SQUARE DISH**  
**SHBISBD1** 25 x 25 x 6.2cm  
10" x 10" x 2 1/2" 2ltr 70.4oz  
CTN QTY 6



**SMALL DISH**  
**SHBIRCD1** 18 x 19.4 x 11.5cm  
7" x 6 1/2" x 4 1/2" 2ltr 70.4oz  
CTN QTY 4



**2/4 FLAT TRAY**  
**SHBISLBD1** 53 x 15 x 2.5cm  
21" x 6" x 1" 1.4ltr 50oz  
CTN QTY 4



**RECTANGULAR DISH**  
**SHBIXLBD1** 53 x 32.5 x 6.2cm  
21" x 13" x 2 1/2" 6ltr 211.8oz  
CTN QTY 2  
**SHBILBD1** 53 x 16 x 6.2cm  
21" x 6 1/2" x 2 1/2" 3ltr 105.6oz  
CTN QTY 2



**RECTANGULAR DISH**  
**SHBIRLBD1** 38 x 25 x 6.2cm  
15" x 10" x 2 1/2" 3.5ltr 123.2oz  
CTN QTY 4

## Barley White



**LARGE COUPE BOWL**  
**SHWHAC141** 38.5 x 38.5 x 8.8cm  
15 1/4" x 3 1/2" 500cl 175oz  
CTN QTY 4



**SQUARE BUFFET TRAY**  
**SHWHAS1** 30.3 x 30.3cm  
11 7/8" x 11 7/8"  
CTN QTY 4



**RECTANGULAR BUFFET TRAY**  
**SHWHART1** 30 x 14.5cm  
11 3/4" x 5 3/4"  
CTN QTY 6



**SQUARE DISH**  
**SHWHSD1** 25 x 25 x 6.2cm  
10" x 10" x 2 1/2" 2ltr 70.4oz  
CTN QTY 6



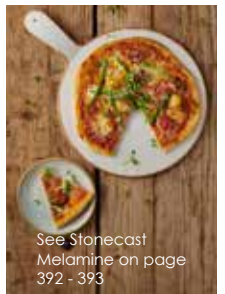
**SMALL DISH**  
**SHWHRCD1** 18 x 19.4 x 11.5cm  
7" x 6 1/2" x 4 1/2" 2ltr 70.4oz  
CTN QTY 4



**2/4 FLAT TRAY**  
**SHWHSLBD1** 53 x 15 x 2.5cm  
21" x 6" x 1" 1.4ltr 50oz  
CTN QTY 4



**RECTANGULAR DISH**  
**SHWHXLBD1** 53 x 32.5 x 6.2cm  
21" x 13" x 2 1/2" 6ltr 211.8oz  
CTN QTY 2  
**SHWHLBD1** 53 x 16 x 6.2cm  
21" x 6 1/2" x 2 1/2" 3ltr 105.6oz  
CTN QTY 2  
**SHWHRLBD1** 38 x 25 x 6.2cm  
15" x 10" x 2 1/2" 3.5ltr 123.2oz  
CTN QTY 4



See Stonecast Melamine on page 392 - 393

CHURCHILL<sup>®</sup> super vitrified

Stonecast<sup>®</sup>

Contemporary Linear shapes in a fusion of Stonecast and Nourish glazes are hand dipped, meaning every piece is unique. The reactive colours enhance the artisan look, creating tonal variation.

NOURISH

Designed for Global Flavours



Siena Barley White



LINEAR SOUP BOWL ↗  
**NSSWSSB1** 42.6cl 15oz  
 H: 6.5cm Dia: 12cm 3 3/4"  
 CTN QTY 12



LINEAR CHIP MUG ↗  
**NSSWSCM1** 30cl 10.5oz  
 H: 8.2cm Dia: 8.7cm 3 1/2"  
 CTN QTY 12



LINEAR DEEP BOWL ↗  
**NSSWSB81** 23cl 8oz  
 H: 6cm Dia: 9cm 3 3/4"  
 CTN QTY 12



LINEAR DIP POT ↗  
**NSSWSDP1** 11cl 4oz  
 H: 5cm Dia: 7.5cm 3"  
 CTN QTY 12



LINEAR SIDE DISH ↗  
**NSSWSMD1** 17cl 6oz  
 H: 3cm Dia: 12cm 4 3/4"  
 CTN QTY 12



KOCHI SOUP BOWL ↗  
**CBWKO161** 40cl 14oz  
 H: 6.2cm Dia: 13cm 5 1/4"  
 CTN QTY 12



KOCHI CHIP MUG ↗  
**CBWKOCP1** 33cl 11.6oz  
 H: 8.1cm Dia: 9.5cm 3 3/4"  
 CTN QTY 12



KOCHI SHALLOW BOWL ↗  
**CBWKO91** 26cl 9oz  
 H: 5cm Dia: 11.5cm 4 1/2"  
 CTN QTY 12



KOCHI DIP POT ↗  
**CBWKO41** 11cl 4oz  
 H: 4.8cm Dia: 8cm 3 1/4"  
 CTN QTY 12



KOCHI DIP POT ↗  
**CBWKO21** 6cl 2oz  
 H: 4cm Dia: 6.9cm 2 3/4"  
 CTN QTY 12

Siena Duck Egg



LINEAR SOUP BOWL ↗  
**NSSDSSB1** 42.6cl 15oz  
 H: 6.5cm Dia: 12cm 3 3/4"  
 CTN QTY 12



LINEAR CHIP MUG ↗  
**NSSDSCM1** 30cl 10.5oz  
 H: 8.2cm Dia: 8.7cm 3 1/2"  
 CTN QTY 12



LINEAR DEEP BOWL ↗  
**NSSDSSB81** 23cl 8oz  
 H: 6cm Dia: 9cm 3 3/4"  
 CTN QTY 12



LINEAR DIP POT ↗  
**NSSDSDP1** 11cl 4oz  
 H: 5cm Dia: 7.5cm 3"  
 CTN QTY 12



LINEAR SIDE DISH ↗  
**NSSDSSMD1** 17cl 6oz  
 H: 3cm Dia: 12cm 4 3/4"  
 CTN QTY 12



KOCHI SOUP BOWL ↗  
**CBDEKO161** 40cl 14oz  
 H: 6.2cm Dia: 13cm 5 1/4"  
 CTN QTY 12



KOCHI CHIP MUG ↗  
**CBDEKOCP1** 33cl 11.6oz  
 H: 8.1cm Dia: 9.5cm 3 3/4"  
 CTN QTY 12



KOCHI SHALLOW BOWL ↗  
**CBDEKO91** 26cl 9oz  
 H: 5cm Dia: 11.5cm 4 1/2"  
 CTN QTY 12



KOCHI DIP POT ↗  
**CBDEKO41** 11cl 4oz  
 H: 4.8cm Dia: 8cm 3 1/4"  
 CTN QTY 12



KOCHI DIP POT ↗  
**CBDEKO21** 6cl 2oz  
 H: 4cm Dia: 6.9cm 2 3/4"  
 CTN QTY 12

Due to the nature of the once fired manufacturing process, the Envisage collection has a polished biscuit foot. Look for this Logo ↗ to signify a once fired piece

ENVISAGE<sup>®</sup>  
 COLLECTION

# STUDIO® PRINTS

Celebrating the creative history of ceramics...

Studio Prints Collections are a contemporary take on traditional studio pottery, celebrating the creative history of ceramics. Studio Prints are achieved with Churchill's innovative print process. The print is positioned directly under the glaze, creating a protective layer over the decoration. The ranges provide all of the durability and technical reassurance required for a hospitality environment.



EACH PIECE  
IS UNIQUE



CHURCHILL® super vitrified

STUDIO®  
PRINTS

## ASTRO

Astro takes its inspiration from the glints and lustre of metallic artisan glazes. The intense colour is achieved through Churchill's underglaze print process. Studio Prints Astro provides the ultimate backdrop to statement tabletop presentation.

Metallic Glints & Lustre



Blue



COUPE PLATE  
ATBLEV111 28.8cm 11 1/2"  
CTN QTY 12



COUPE PLATE  
ATBLEV101 26cm 10 1/4"  
CTN QTY 12



COUPE PLATE  
ATBLEVP81 21.7cm 8 5/8"  
CTN QTY 12



COUPE PLATE  
ATBLEVP61 16.5cm 6 1/2"  
CTN QTY 12



COUPE BOWL  
ATBLEVB91 24.8cm 9 3/4"  
113.6cl 40oz  
CTN QTY 12



COUPE BOWL  
ATBLEVB71 18.2cm 7 1/4"  
42.6cl 15oz  
CTN QTY 12



TRIANGLE PLATE  
ATBLTR101 28.5cm 11 1/2"  
CTN QTY 12



TRIANGLE PLATE  
ATBLTR91 24.5cm 9 5/8"  
CTN QTY 12



TRIANGLE BOWL  
ATBLTRB91 23.5cm 9 1/4"  
60cl 21oz  
CTN QTY 12



TRIANGLE BOWL  
ATBLTRB71 18.5cm 7 1/4"  
37cl 13oz  
CTN QTY 12



CHEFS' OBLONG  
PLATE No. 3  
ATBLXO111 29.8 x 15.3cm  
11 3/4" x 6"  
CTN QTY 12



CHEFS' OBLONG  
PLATE No. 2  
ATBLXO101 26.9 x 12.7cm  
10 5/8" x 5"  
CTN QTY 12



CHEFS' OBLONG  
PLATE No. 1  
ATBLXO71 20 x 12.1cm  
7 7/8" x 4 3/4"  
CTN QTY 12



Covered by Churchill 5 Year Edge Chip Warranty

- Under glaze print finish meaning long-lasting results.

STUDIO PRINTS ASTRO • CHURCHILL SUPER VITRIFIED 161

CHURCHILL® super vitrified

STUDIO®  
PRINTS

## FUSION

Studio Prints Fusion showcases a textured border effect, inspired by the fusion of multi-tonal reactive glazes. Radial and expressive, this design blends colour and texture with a contemporary white space, ideal for framing premium food presentation.

Radial and Expressive Texture



## Agate Grey



COUPE PLATE  
FSGYEV111 28.8cm 11¼"  
CTN QTY 12



COUPE PLATE  
FSGYEV101 26cm 10¼"  
CTN QTY 12



COUPE PLATE  
FSGYEV81 21.7cm 8½"  
CTN QTY 12



COUPE PLATE  
FSGYEV61 16.5cm 6½"  
CTN QTY 12



COUPE BOWL  
FSGYEB91 24.8cm 9¾"  
113.6cl 40oz  
CTN QTY 12



COUPE BOWL  
FSGYEB71 18.2cm 7¼"  
42.6cl 15oz  
CTN QTY 12



DEEP COUPE BOWL  
FSGYEB21 22.2cm 8¾"  
H: 6.5cm 110cl 39oz  
CTN QTY 6



DEEP COUPE BOWL  
FSGYEB191 19.6cm 7¾"  
H: 5.5cm 75cl 26oz  
CTN QTY 6



CHEFS' WALLED PLATE  
FSGYWP261 26cm 10¼"  
H: 2cm  
CTN QTY 6



CHEFS' WALLED PLATE  
FSGYWP211 21cm 8¼"  
H: 2cm  
CTN QTY 6



Covered by Churchill 5 Year Edge Chip Warranty

- Under glaze print finish meaning long-lasting results.

STUDIO PRINTS FUSION • CHURCHILL SUPER VITRIFIED 163

CHURCHILL® super vitrified

STUDIO®  
PRINTS

FUSION


Aquamarine



COUPE PLATE  
FSBLEV111 28.8cm 11¼"  
CTN QTY 12



COUPE PLATE  
FSBLEV101 26cm 10¼"  
CTN QTY 12



COUPE PLATE  
FSBLEVP81 21.7cm 8½"  
CTN QTY 12




COUPE PLATE  
FSBLEVP61 16.5cm 6½"  
CTN QTY 12



COUPE BOWL  
FSBLEVB91 24.8cm 9¾"  
113.6cl 40oz  
CTN QTY 12



COUPE BOWL  
FSBLEVB71 18.2cm 7¼"  
42.6cl 15oz  
CTN QTY 12



DEEP COUPE BOWL  
FSBLEB221 22.2cm 8¾"  
H: 6.5cm 110cl 39oz  
CTN QTY 6



DEEP COUPE BOWL  
FSBLEB191 19.6cm 7¾"  
H: 5.5cm 75cl 26oz  
CTN QTY 6



CHEFS' WALLED PLATE  
FSBLWP261 26cm 10¼"  
H: 2cm  
CTN QTY 6



CHEFS' WALLED PLATE  
FSBLWP211 21cm 8¼"  
H: 2cm  
CTN QTY 6

CHURCHILL® super vitrified

STUDIO®  
PRINTS

FUSION

Quartz Black



COUPE PLATE  
FSBKEV111 28.8cm 11¼"  
CTN QTY 12



COUPE PLATE  
FSBKEV101 26cm 10¼"  
CTN QTY 12



COUPE PLATE  
FSBKEVP81 21.7cm 8½"  
CTN QTY 12



COUPE PLATE  
FSBKEVP61 16.5cm 6½"  
CTN QTY 12



COUPE BOWL  
FSBKEVB91 24.8cm 9¾"  
113.6cl 40oz  
CTN QTY 12



COUPE BOWL  
FSBKEVB71 18.2cm 7¼"  
42.6cl 15oz  
CTN QTY 12



DEEP COUPE BOWL  
FSBKEB221 22.2cm 8¾"  
H: 6.5cm 110cl 39oz  
CTN QTY 6



DEEP COUPE BOWL  
FSBKEB191 19.6cm 7¾"  
H: 5.5cm 75cl 26oz  
CTN QTY 6



CHEFS' WALLED PLATE  
FSBKWP261 26cm 10¼"  
H: 2cm  
CTN QTY 6



CHEFS' WALLED PLATE  
FSBKWP211 21cm 8¼"  
H: 2cm  
CTN QTY 6

- Under glaze print finish meaning long-lasting results.



- Under glaze print finish meaning long-lasting results.



CHURCHILL® super vitrified

STUDIO®  
PRINTS


## HOMESPUN CHROMA

Inspired by the deep, intense colourways created through layering glaze effects, Homespun Chroma has been designed to create a bold and striking canvas to complement all styles of cuisine.

Intensity of Colour



## Twilight



COUPE PLATE  
HCTWEV111 28.8cm 11¼"  
CTN QTY 12




COUPE PLATE  
HCTWEV101 26cm 10¼"  
CTN QTY 12



COUPE PLATE  
HCTWEVP81 21.7cm 8½"  
CTN QTY 12



COUPE PLATE  
HCTWEVP61 16.5cm 6½"  
CTN QTY 12



COUPE BOWL  
HCTWEVB91 24.8cm 9¾"  
113.6cl 40oz  
CTN QTY 12



COUPE BOWL  
HCTWEVB71 18.2cm 7¼"  
42.6cl 15oz  
CTN QTY 12



TRIANGLE PLATE  
HCTWTR101 28.5cm 11¼"  
CTN QTY 12



TRIANGLE PLATE  
HCTWTR91 24.5cm 9¾"  
CTN QTY 12



TRIANGLE PLATE  
HCTWTR71 20.3cm 8"  
CTN QTY 12



TRIANGLE BOWL  
HCTWTRB91 23.5cm 9¼"  
60cl 21oz  
CTN QTY 12



TRIANGLE BOWL  
HCTWTRB71 18.5cm 7¼"  
37cl 13oz  
CTN QTY 12



CHEFS' OBLONG  
PLATE No.3  
HCTWXO111 29.8 x 15.3cm  
11¼" x 6"  
CTN QTY 12



CHEFS' OBLONG  
PLATE No. 2  
HCTWXO101 26.9 x 12.7cm  
10¾" x 5"  
CTN QTY 12



CHEFS' OBLONG  
PLATE No. 1  
HCTWXO71 20 x 12.1cm  
7¾" x 4¾"  
CTN QTY 12



Covered by Churchill 5 Year Edge Chip Warranty

Under glaze print finish meaning long-lasting results.

CHURCHILL® super vitrified

STUDIO®  
PRINTS

HOMESPUN CHROMA

Carbon



COUPE PLATE  
HCBKEV111 28.8cm 11¼"  
CTN QTY 12



COUPE PLATE  
HCBKEV101 26cm 10¼"  
CTN QTY 12



COUPE PLATE  
HCBKEVP81 21.7cm 8½"  
CTN QTY 12



COUPE PLATE  
HCBKEVP61 16.5cm 6½"  
CTN QTY 12



COUPE BOWL  
HCBKEVB91 24.8cm 9¾"  
113.6cl 40oz  
CTN QTY 12



COUPE BOWL  
HCBKEVB71 18.2cm 7¼"  
42.6cl 15oz  
CTN QTY 12



TRIANGLE PLATE  
HCBKTR101 28.5cm 11¼"  
CTN QTY 12



TRIANGLE PLATE  
HCBKTR91 24.5cm 9¾"  
CTN QTY 12



TRIANGLE PLATE  
HCBKTR71 20.3cm 8"  
CTN QTY 12



TRIANGLE BOWL  
HCBKTRB91 23.5cm 9¼"  
60cl 21oz  
CTN QTY 12



TRIANGLE BOWL  
HCBKTRB71 18.5cm 7¼"  
37cl 13oz  
CTN QTY 12



CHEFS' OBLONG  
PLATE No.3  
HCBKXO111 29.8 x 15.3cm  
11¾" x 6"  
CTN QTY 12



CHEFS' OBLONG  
PLATE No.2  
HCBKXO101 26.9 x 12.7cm  
10¾" x 5"  
CTN QTY 12



CHEFS' OBLONG  
PLATE No.1  
HCBKXO71 20 x 12.1cm  
7¾" x 4¾"  
CTN QTY 12



⊕ Covered by Churchill 5 Year Edge Chip Warranty


- Under glaze print finish meaning long-lasting results.

CHURCHILL® super vitrified

STUDIO®  
PRINTS

HOMESPUN CHROMA


Marine



COUPE PLATE  
HCBLEVB111 28.8cm 11¼"  
CTN QTY 12



COUPE PLATE  
HCBLEVB101 26cm 10¼"  
CTN QTY 12



COUPE PLATE  
HCBLEVP81 21.7cm 8½"  
CTN QTY 12




COUPE PLATE  
HCBLEVP61 16.5cm 6½"  
CTN QTY 12




COUPE BOWL  
HCBLEVB91 24.8cm 9¾"  
113.6cl 40oz  
CTN QTY 12




COUPE BOWL  
HCBLEVB71 18.2cm 7¼"  
42.6cl 15oz  
CTN QTY 12



TRIANGLE PLATE  
HCBLTR101 28.5cm 11¼"  
CTN QTY 12



TRIANGLE PLATE  
HCBLTR91 24.5cm 9¾"  
CTN QTY 12



TRIANGLE PLATE  
HCBLTR71 20.3cm 8"  
CTN QTY 12



TRIANGLE BOWL  
HCBLTRB91 23.5cm 9¼"  
60cl 21oz  
CTN QTY 12



TRIANGLE BOWL  
HCBLTRB71 18.5cm 7¼"  
37cl 13oz  
CTN QTY 12



CHEFS' OBLONG  
PLATE No.3  
HCBLXO111 29.8 x 15.3cm  
11¾" x 6"  
CTN QTY 12



CHEFS' OBLONG  
PLATE No.2  
HCBLXO101 26.9 x 12.7cm  
10¾" x 5"  
CTN QTY 12



CHEFS' OBLONG  
PLATE No.1  
HCBLXO71 20 x 12.1cm  
7¾" x 4¾"  
CTN QTY 12



⊕ Covered by Churchill 5 Year Edge Chip Warranty

- Under glaze print finish meaning long-lasting results.

CHURCHILL® super vitrified

STUDIO®  
PRINTS

## HOMESPUN ACCENTS

Homespun Accents balances the use of colour and texture alongside simplistic white space. Printed underglaze for added durability, finished with a hand applied edge band and printed with reactive colour so that every piece will be unique.

Homespun Style



Quartz Black



COUPE PLATE  
HABKEV111 28.8cm 11¼"  
CTN QTY 12



COUPE PLATE  
HABKEV101 26cm 10¼"  
CTN QTY 12



COUPE PLATE  
HABKEVP81 21.7cm 8½"  
CTN QTY 12



COUPE PLATE  
HABKEVP61 16.5cm 6½"  
CTN QTY 12



DEEP COUPE BOWL  
HABKEB221 22.2cm 8¾"  
H: 6.5cm 110cl 39oz  
CTN QTY 6



DEEP COUPE BOWL  
HABKEB191 19.6cm 7¾"  
H: 5.5cm 75cl 26oz  
CTN QTY 6



CHEFS' WALLED PLATE  
HABKWP261 26cm 10¼"  
H: 2cm  
CTN QTY 6



CHEFS' WALLED PLATE  
HABKWP211 21cm 8¼"  
H: 2cm  
CTN QTY 6



TRIANGLE PLATE  
HABKTR101 28.5cm 11¼"  
CTN QTY 12



TRIANGLE PLATE  
HABKTR91 24.5cm 9¾"  
CTN QTY 12



TRIANGLE BOWL  
HABKTRB91 23.5cm 9¼"  
60cl 21oz  
CTN QTY 12



TRIANGLE BOWL  
HABKTRB71 18.5cm 7¼"  
37cl 13oz  
CTN QTY 12



CHEFS' OBLONG  
PLATE No.4  
HABKXO141 35.5 x 18.9cm  
13¾" x 7¾"  
CTN QTY 6



CHEFS' OBLONG  
PLATE No.3  
HABKXO111 29.8 x 15.3cm  
11¾" x 6"  
CTN QTY 12



⊕ Covered by Churchill 5 Year Edge Chip Warranty

- Under glaze print finish meaning long-lasting results.

CHURCHILL® super vitrified

STUDIO®  
PRINTS

HOMESPUN ACCENTS

Aquamarine



COUPE PLATE  
HAAMEV111 28.8cm 11½"  
CTN QTY 12



COUPE PLATE  
HAAMEV101 26cm 10¼"  
CTN QTY 12



COUPE PLATE  
HAAMEVP81 21.7cm 8⅝"  
CTN QTY 12



COUPE PLATE  
HAAMEVP61 16.5cm 6½"  
CTN QTY 12



COUPE BOWL  
HAAMEVB91 24.8cm 9¾"  
113.6cl 40oz  
CTN QTY 12



COUPE BOWL  
HAAMEVB71 18.2cm 7¼"  
42.6cl 15oz  
CTN QTY 12



CHEFS' WALLED PLATE  
HAAMWV261 26cm 10¼"  
H: 2cm  
CTN QTY 6



CHEFS' WALLED PLATE  
HAAMWP211 21cm 8¼"  
H: 2cm  
CTN QTY 6



TRIANGLE PLATE  
HAAMTR101 28.5cm 11¼"  
CTN QTY 12



TRIANGLE PLATE  
HAAMTR91 24.5cm 9¾"  
CTN QTY 12



TRIANGLE PLATE  
HAAMTR71 20.3cm 8"  
CTN QTY 12



TRIANGLE BOWL  
HAAMTRB211 23.5cm 9¼"  
60cl 21oz  
CTN QTY 12



TRIANGLE BOWL  
HAAMTRB71 18.5cm 7¼"  
37cl 13oz  
CTN QTY 12



CHEFS' OBLONG  
PLATE No.4  
HAAMXO141 35.5 x 18.9cm  
13¾" x 7¾"  
CTN QTY 6



CHEFS' OBLONG  
PLATE No.3  
HAAMXO111 29.8 x 15.3cm  
11¾" x 6"  
CTN QTY 12



Covered by Churchill 5 Year Edge Chip Warranty

- Under glaze print finish meaning long-lasting results.

CHURCHILL® super vitrified

STUDIO®  
PRINTS

HOMESPUN ACCENTS

Coral



COUPE PLATE  
HACLEV111 28.8cm 11½"  
CTN QTY 12



COUPE PLATE  
HACLEV101 26cm 10¼"  
CTN QTY 12



COUPE PLATE  
HACLEVP81 21.7cm 8⅝"  
CTN QTY 12



COUPE PLATE  
HACLEVP61 16.5cm 6½"  
CTN QTY 12



COUPE BOWL  
HACLEVB91 24.8cm 9¾"  
113.6cl 40oz  
CTN QTY 12



COUPE BOWL  
HACLEVB71 18.2cm 7¼"  
42.6cl 15oz  
CTN QTY 12



CHEFS' WALLED PLATE  
HACLWP261 26cm 10¼"  
H: 2cm  
CTN QTY 6



CHEFS' WALLED PLATE  
HACLWP211 21cm 8¼"  
H: 2cm  
CTN QTY 6



CHEFS' OBLONG  
PLATE No.4  
HACLXO141 35.5 x 18.9cm  
13¾" x 7¾"  
CTN QTY 6



CHEFS' OBLONG  
PLATE No.3  
HACLXO111 29.8 x 15.3cm  
11¾" x 6"  
CTN QTY 12



Covered by Churchill 5 Year Edge Chip Warranty

- Under glaze print finish meaning long-lasting results.

CHURCHILL® super vitrified

STUDIO®  
PRINTS

HOMESPUN ACCENTS

Jasper Grey



COUPE PLATE  
HAJGEV111 28.8cm 11¼"  
CTN QTY 12



COUPE PLATE  
HAJGEV101 26cm 10¼"  
CTN QTY 12



COUPE PLATE  
HAJGEVP81 21.7cm 8½"  
CTN QTY 12



COUPE PLATE  
HAJGEVP61 16.5cm 6½"  
CTN QTY 12



COUPE BOWL  
HAJGEVB91 24.8cm 9¾"  
113.6cl 40oz  
CTN QTY 12



COUPE BOWL  
HAJGEVB71 18.2cm 7¼"  
42.6cl 15oz  
CTN QTY 12



CHEFS' WALLED PLATE  
HAJGWP261 26cm 10¼"  
H: 2cm  
CTN QTY 6



CHEFS' WALLED PLATE  
HAJGWP211 21cm 8¼"  
H: 2cm  
CTN QTY 6



TRIANGLE PLATE  
HAJGTR101 28.5cm 11¼"  
CTN QTY 12



TRIANGLE PLATE  
HAJGTR91 24.5cm 9¾"  
CTN QTY 12



TRIANGLE PLATE  
HAJGTR71 20.3cm 8"  
CTN QTY 12



TRIANGLE BOWL  
HAJGTRB91 23.5cm 9¼"  
60cl 21oz  
CTN QTY 12



TRIANGLE BOWL  
HAJGTRB71 18.5cm 7¼"  
37cl 13oz  
CTN QTY 12



CHEFS' OBLONG  
PLATE No.4  
HAJGXO141 35.5 x 18.9cm  
13¾" x 7¾"  
CTN QTY 6



CHEFS' OBLONG  
PLATE No.3  
HAJGXO111 29.8 x 15.3cm  
11¾" x 6"  
CTN QTY 12



✦ Covered by Churchill 5 Year Edge Chip Warranty

- Under glaze print finish meaning long-lasting results.



CHURCHILL® super vitrified

STUDIO®  
PRINTS

## HOMESPUN

Homespun is a contemporary take on studio ceramics, featuring a concentric pattern that emulates hand thrown pottery. Printed underglaze with a hand applied edge band, each piece of Homespun is unique.

Homespun Style



## Charcoal Black



COUPE PLATE  
SPCBV111 28.8cm 11 1/2"  
CTN QTY 12 +  
SPCBV101 26cm 10 1/4"  
CTN QTY 12 +



COUPE PLATE  
SPCBVP81 21.7cm 8 5/8"  
CTN QTY 12 +



COUPE PLATE  
SPCBVP61 16.5cm 6 1/2"  
CTN QTY 12 +



COUPE BOWL  
SPCBVB91 24.8cm 9 3/4"  
113.6cl 40oz  
CTN QTY 12 +  
SPCBVB71 18.2cm 7 1/4"  
42.6cl 15oz  
CTN QTY 12 +



WIDE RIM BOWL  
SPCBVWBL1 28cm 11"  
46.8cl 16.5oz  
CTN QTY 12 +  
SPCBVWBM1 24cm 9 1/2"  
28.4cl 10oz  
CTN QTY 12 +



OVAL COUPE PLATE  
SPCBOP121 31.7 x 25.5cm  
12 1/2" x 10"  
CTN QTY 12 +  
SPCBOP581 27 x 22.9cm  
10 5/8" x 9"  
CTN QTY 12 +



CHEFS' OBLONG  
PLATE No.4  
SPCBXO141 35.5 x 18.9cm  
13 3/4" x 7 3/4"  
CTN QTY 6 +



CHEFS' OBLONG  
PLATE No.3  
SPCBXO111 29.8 x 15.3cm  
11 3/4" x 6"  
CTN QTY 12 +



CAPPUCCINO CUP  
SPCBCB201 22.7cl 8oz  
H: 5.5cm Dia: 9.5cm  
CTN QTY 12 +



SAUCER  
SPCBCSS1 15.6cm 6 1/4"  
CTN QTY 12 +  
(Fits SPSGCB201)



ESPRESSO CUP  
SPCBCB91 10cl 3.5oz  
H: 5.5cm Dia: 6.5cm  
CTN QTY 12 +



SAUCER  
SPCBCSS1 11.8cm 4 1/2"  
CTN QTY 12 +  
(Fits SPSGCB91)



BEVERAGE POT  
SPCBCS151 42.6cl 15oz  
H: 10.5cm  
CTN QTY 4  
REPLACEMENT LID  
SPGSR151  
CTN QTY 6



JUG  
SPCBJS41 11.4cl 4oz  
H: 7cm  
CTN QTY 4



SUGAR BOWL  
SPCBSSGR1 22.7cl 8oz  
H: 6.2cm Dia: 9.8cm  
CTN QTY 12 +



+ Covered by Churchill 5 Year Edge Chip Warranty

- Under glaze print finish meaning long-lasting results.

CHURCHILL® super vitrified

STUDIO®  
PRINTS

HOMESPUN

Stone Grey



COUPE PLATE  
SPSGEV111 28.8cm 11¼"  
CTN QTY 12 ✚  
SPSGEV101 26cm 10¼"  
CTN QTY 12 ✚



COUPE PLATE  
SPSGEP81 21.7cm 8½"  
CTN QTY 12 ✚



COUPE PLATE  
SPSGEP61 16.5cm 6½"  
CTN QTY 12 ✚



COUPE BOWL  
SPSGEV91 24.8cm 9¾"  
113.6cl 40oz  
CTN QTY 12 ✚  
SPSGEV871 18.2cm 7¼"  
42.6cl 15oz  
CTN QTY 12 ✚



WIDE RIM BOWL  
SPSGVWBL1 28cm 11"  
46.8cl 16.5oz  
CTN QTY 12 ✚  
SPSGVWBM1 24cm 9½"  
28.4cl 10oz  
CTN QTY 12 ✚



OVAL PLATE  
SPSGOP121 31.7 x 25.5cm  
12½" x 10"  
CTN QTY 12 ✚  
SPSGOP581 27 x 22.9cm  
10¾" x 9"  
CTN QTY 12 ✚



CHEFS' OBLONG  
PLATE No.4  
SPSGXO141 35.5 x 18.9cm  
13¾" x 7½"  
CTN QTY 6 ✚



CHEFS' OBLONG  
PLATE No.3  
SPSGXO111 29.8 x 15.3cm  
11¾" x 6"  
CTN QTY 12 ✚



CAPPUCCINO CUP  
SPSGCB201 22.7cl 8oz  
H: 5.5cm Dia: 9.5cm  
CTN QTY 12 ✚



SAUCER  
SPSGCS1 15.6cm 6¼"  
CTN QTY 12 ✚  
(Fits SPSGCB201)



ESPRESSO CUP  
SPSGCEB91 10cl 3.5oz  
H: 5.5cm Dia: 6.5cm  
CTN QTY 12 ✚



SAUCER  
SPSGESS1 11.8cm 4½"  
CTN QTY 12 ✚  
(Fits SPSGCEB91)



BEVERAGE POT  
SPSGSB151 42.6cl 15oz  
H: 10.5cm  
CTN QTY 4  
REPLACEMENT LID  
SWHSRL151  
CTN QTY 6



JUG  
SPSGSJ41 11.4cl 4oz  
H: 7cm  
CTN QTY 4




SUGAR BOWL  
SPSGSSGR1 22.7cl 8oz  
H: 6.2cm Dia: 9.8cm  
CTN QTY 12 ✚



✚ Covered by Churchill 5 Year Edge Chip Warranty

- Under glaze print finish meaning long-lasting results.



CHURCHILL® super vitrified

STUDIO®  
PRINTS

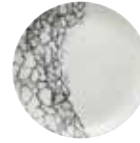
## KINTSUGI ACCENTS

Kintsugi Accents, a contemporary take on the all over crackled Kintsugi design. Available in Quartz Black, a bold and striking tone perfect for elevating food presentation. Printed underglaze for added durability, each piece of Kintsugi Accents is unique.

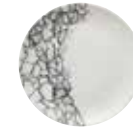
Interpreting Ceramic Arts




## Quartz Black



COUPE PLATE  
KAQBEV111 28.8cm 11 1/4"  
CTN QTY 12



COUPE PLATE  
KAQBEV101 26cm 10 1/4"  
CTN QTY 12



COUPE PLATE  
KAQBEVP81 21.7cm 8 5/8"  
CTN QTY 12



COUPE PLATE  
KAQBEVP61 16.5cm 6 1/2"  
CTN QTY 12



COUPE BOWL  
KAQBEVB91 24.8cm 9 7/8"  
113.6cl 40oz  
CTN QTY 12



COUPE BOWL  
KAQBEVB71 18.2cm 7 1/4"  
42.6cl 15oz  
CTN QTY 12



CHEFS' OBLONG  
PLATE NO.4  
KAQBXO141 35.5 x 18.9cm  
13 3/4" x 7 3/8"  
CTN QTY 6



CHEFS' OBLONG  
PLATE NO.3  
KAQBXO111 29.8 x 15.3cm  
11 3/4" x 6"  
CTN QTY 12



Covered by Churchill 5 Year Edge Chip Warranty

- Under glaze print finish meaning long-lasting results.

CHURCHILL® super vitrified

STUDIO®  
PRINTS


## KINTSUGI REVERSE

Kintsugi Reverse, a striking take on the original Kintsugi design, featuring bold all-over colour and the signature crackle in reactive Quartz Black.


Interpreting Ceramic Arts



## Quartz Black



COUPE PLATE  
KRBKEV111 28.8cm 11¼"  
CTN QTY 12



COUPE PLATE  
KRBKEV101 26cm 10¼"  
CTN QTY 12



COUPE PLATE  
KRBKEVP81 21.7cm 8½"  
CTN QTY 12



COUPE PLATE  
KRBKEVP61 16.5cm 6½"  
CTN QTY 12



COUPE BOWL  
KRBKEVB91 24.8cm 9¾"  
113.6cl 40oz  
CTN QTY 12



COUPE BOWL  
KRBKEVB71 18.2cm 7¼"  
42.6cl 15oz  
CTN QTY 12



TRIANGLE PLATE  
KRBKTR101 28.5cm 11¼"  
CTN QTY 12



TRIANGLE PLATE  
KRBKTR91 24.5cm 9½"  
CTN QTY 12



TRIANGLE BOWL  
KRBKTRB91 23.5cm 9¼"  
60cl 21oz  
CTN QTY 12



TRIANGLE BOWL  
KRBKTRB71 18.5cm 7¼"  
37cl 13oz  
CTN QTY 12



CHEFS' OBLONG  
PLATE NO.4  
KRBKXO141 35.5 x 18.9cm  
13¾" x 7½"  
CTN QTY 6



CHEFS' OBLONG  
PLATE NO.3  
KRBKXO111 29.8 x 15.3cm  
11¾" x 6"  
CTN QTY 12



Covered by Churchill 5 Year Edge Chip Warranty

- Under glaze print finish meaning long-lasting results.

CHURCHILL® super vitrified

STUDIO®  
PRINTS


## KINTSUGI

The Kintsugi design is a modern interpretation of the Japanese art of repairing broken pottery. The intricate crackedled design features a subtle, reactive texture that makes each piece unique.


Interpreting Ceramic Arts



## Agate Grey



COUPE PLATE  
**KTAGEV111** 28.8cm 11¼"  
CTN QTY 12 ☛  
**KTAGEV101** 26cm 10¼"  
CTN QTY 12 ☛



COUPE PLATE  
**KTAGEVP81** 21.7cm 8½"  
CTN QTY 12 ☛



COUPE BOWL  
**KTAGEVB91** 24.8cm 9¾"  
113.6cl 40oz  
CTN QTY 12 ☛




COUPE BOWL  
**KTAGEVB71** 18.2cm 7¼"  
42.6cl 15oz  
CTN QTY 12 ☛




CHEFS' WALLED PLATE  
**KTAGWP261** 26cm 10¼"  
H: 2cm  
CTN QTY 6 ☛



CHEFS' WALLED PLATE  
**KTAGWP211** 21cm 8¼"  
H: 2cm  
CTN QTY 6 ☛



TRIANGLE PLATE  
**KTAGTR101** 28.5cm 11¼"  
CTN QTY 12 ☛



TRIANGLE PLATE  
**KTAGTR91** 24.5cm 9¾"  
CTN QTY 12 ☛



TRIANGLE PLATE  
**KTAGTR71** 20.3cm 8"  
CTN QTY 12 ☛



TRIANGLE BOWL  
**KTAGTRB91** 23.5cm 9¼"  
60cl 21oz  
CTN QTY 12 ☛



TRIANGLE BOWL  
**KTAGTRB71** 18.5cm 7¼"  
37cl 13oz  
CTN QTY 12 ☛



CHEFS' OBLONG  
PLATE NO.4  
**KTAGXO141** 35.5 x 18.9cm  
13¾" x 7¾"  
CTN QTY 6 ☛



CHEFS' OBLONG  
PLATE NO.3  
**KTAGXO111** 29.8 x 15.3cm  
11¾" x 6"  
CTN QTY 12 ☛



TASTING TRAY  
**KTAGOF331** 32.3 x 10.5cm  
12¾" x 4¼"  
CTN QTY 6



TASTING TRAY  
**KTAGOF301** 29.5 x 8.8cm  
11½" x 3¾"  
CTN QTY 6



TASTING TRAY  
**KTAGOF231** 24.7 x 8.8cm  
9¾" x 3¾"  
CTN QTY 6



CHURCHILL® super vitrified

STUDIO®  
PRINTS

KINTSUGI

Coral

CHURCHILL® super vitrified

STUDIO®  
PRINTS

KINTSUGI

Pearl Grey



COUPE PLATE  
KTAMEV111 28.8cm 11¼"  
CTN QTY 12




COUPE PLATE  
KTAMEV101 26cm 10¼"  
CTN QTY 12



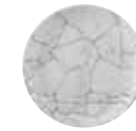
COUPE PLATE  
KTAMEVP81 21.7cm 8½"  
CTN QTY 12




COUPE BOWL  
KTAMEVB91 24.8cm 9¾"  
113.6cl 40oz  
CTN QTY 12



COUPE PLATE  
KTPGEV111 28.8cm 11¼"  
CTN QTY 12



COUPE PLATE  
KTPGEV101 26cm 10¼"  
CTN QTY 12



COUPE PLATE  
KTPGEVP81 21.7cm 8½"  
CTN QTY 12



COUPE BOWL  
KTPGEVB91 24.8cm 9¾"  
113.6cl 40oz  
CTN QTY 12



COUPE BOWL  
KTAMEVB71 18.2cm 7¼"  
42.6cl 15oz  
CTN QTY 12



CHEFS' WALLED PLATE  
KTAMWV261 26cm 10¼"  
H: 2cm  
CTN QTY 6



CHEFS' WALLED PLATE  
KTAMWV211 21cm 8¼"  
H: 2cm  
CTN QTY 6



TRIANGLE PLATE  
KTAMTR101 28.5cm 11¼"  
CTN QTY 12




COUPE BOWL  
KTPGEVB71 18.2cm 7¼"  
42.6cl 15oz  
CTN QTY 12



CHEFS' WALLED PLATE  
KTPGWP261 26cm 10¼"  
H: 2cm  
CTN QTY 6



CHEFS' WALLED PLATE  
KTPGWP211 21cm 8¼"  
H: 2cm  
CTN QTY 6



TRIANGLE PLATE  
KTPGTR101 28.5cm 11¼"  
CTN QTY 12



TRIANGLE PLATE  
KTAMTR91 24.5cm 9¾"  
CTN QTY 12




TRIANGLE PLATE  
KTAMTR71 20.3cm 8"  
CTN QTY 12




TRIANGLE BOWL  
KTAMTRB91 23.5cm 9¼"  
60cl 21oz  
CTN QTY 12



TRIANGLE BOWL  
KTAMTRB71 18.5cm 7¼"  
37cl 13oz  
CTN QTY 12



TRIANGLE PLATE  
KTPGTR91 24.5cm 9¾"  
CTN QTY 12



TRIANGLE PLATE  
KTPGTR71 20.3cm 8"  
CTN QTY 12



TRIANGLE BOWL  
KTPGTRB91 23.5cm 9¼"  
60cl 21oz  
CTN QTY 12



TRIANGLE BOWL  
KTPGTRB71 18.5cm 7¼"  
37cl 13oz  
CTN QTY 12



CHEFS' OBLONG  
PLATE NO.4  
KTAMXO141 35.5 x 18.9cm  
13¾" x 7½"  
CTN QTY 6



CHEFS' OBLONG  
PLATE NO.3  
KTAMXO111 29.8 x 15.3cm  
11¾" x 6"  
CTN QTY 12



CHEFS' OBLONG  
PLATE NO.4  
KTPGXO141 35.5 x 18.9cm  
13¾" x 7½"  
CTN QTY 6



CHEFS' OBLONG  
PLATE NO.3  
KTPGXO111 29.8 x 15.3cm  
11¾" x 6"  
CTN QTY 12



Covered by Churchill 5 Year Edge Chip Warranty



Covered by Churchill 5 Year Edge Chip Warranty

CHURCHILL® super vitrified

STUDIO®  
PRINTS


## RAKU

Studio Prints Raku is inspired by the traditional glazing process known as Raku firing, which creates unique and expressive results. Manufactured in the UK, Raku is achieved with Churchill's innovative print process.

Reactive Texture Through Print



## Topaz Blue




COUPE PLATE  
RKTBEV111 28.8cm 11½"  
CTN QTY 12 ☛  
RKTBEV101 26cm 10¼"  
CTN QTY 12 ☛




COUPE PLATE  
RKTBEVP81 21.7cm 8½"  
CTN QTY 12 ☛  
RKTBEVP61 16.5cm 6½"  
CTN QTY 12 ☛



COUPE BOWL  
RKTBEVB91 24.8cm 9¾"  
113.6cl 40oz  
CTN QTY 12 ☛  
RKTBEVB71 18.2cm 7¼"  
42.6cl 15oz  
CTN QTY 12 ☛



DEEP COUPE BOWL  
RKTBEB221 22.2cm 8¾"  
H: 6.5cm 110cl 39oz  
CTN QTY 6 ☛



DEEP COUPE BOWL  
RKTBEB191 19.6cm 7¾"  
H: 5.5cm 75cl 26oz  
CTN QTY 6 ☛




CHEFS' WALLED PLATE  
RKTBW261 26cm 10¼"  
H: 2cm  
CTN QTY 6 ☛  
RKTBW211 21cm 8¼"  
H: 2cm  
CTN QTY 6 ☛



ORGANIC ROUND PLATE  
RKTBOG111 28.6cm 11¼"  
CTN QTY 12  
RKTBOG101 26.4cm 10½"  
CTN QTY 12



ORGANIC ROUND PLATE  
RKTBOG81 21cm 8¼"  
CTN QTY 12  
RKTBOG71 18.6cm 7¼"  
CTN QTY 12



ORGANIC ROUND BOWL  
RKTBOGB11 25.3cm 9¾"  
110cl 38oz  
CTN QTY 12



TRIANGLE BOWL  
RKTBTB91 23.5cm 9¼"  
60cl 21oz  
CTN QTY 12 ☛



WIDE RIM BOWL  
RKTBVWBL1 28cm 11"  
46.8cl 16.5oz  
CTN QTY 12 ☛



WIDE RIM BOWL  
RKTBVWBM1 24cm 9½"  
28.4cl 10oz  
CTN QTY 12 ☛



TRIANGLE SHALLOW BOWL  
RKTBTB271 27.2 x 26.7cm  
109¼" x 10½" 78cl 27oz  
CTN QTY 12



TRIANGLE SHALLOW BOWL  
RKTBTB231 21 x 21cm  
8¼" x 8¼" 41cl 14oz  
CTN QTY 12



CHEFS' TRIANGLE PLATE  
RKTBTC361 35.6 x 25cm  
14" x 9¾"  
CTN QTY 6  
RKTBTC351 35.5 x 18.8cm  
13¾" x 7¾"  
CTN QTY 6



CHEFS' TRIANGLE PLATE  
RKTBTC301 30.4 x 20.5cm  
12" x 8"  
CTN QTY 6



- Under glaze print finish meaning long-lasting results.

☛ Covered by Churchill 5 Year Edge Chip Warranty

STUDIO PRINTS RAKU • CHURCHILL SUPER VITRIFIED 189



CHEFS' TRIANGLE PLATE  
RKTBC261 26.5 x 20.5cm  
10 1/2" x 8"  
CTN QTY 12  
RKTBC201 20 x 15cm  
7 7/8" x 5 7/8"  
CTN QTY 12



CHEFS' GEO PLATE  
RKTBGE351 35 x 18.5cm  
13 3/4" x 7 1/2"  
CTN QTY 6  
RKTBGE301 30 x 15.5cm  
11 3/4" x 6 1/4"  
CTN QTY 12



CHEFS' OBLONG  
PLATE No.4  
RKTBXO141 35.5 x 18.9cm  
13 7/8" x 7 3/8"  
CTN QTY 6



CHEFS' OBLONG  
PLATE No.3  
RKTBXO111 29.8 x 15.3cm  
11 3/4" x 6"  
CTN QTY 12



CHEFS' OBLONG  
PLATE No.2  
RKTBXO101 26.9 x 12.7cm  
10 5/8" x 5"  
CTN QTY 12



CHEFS' OBLONG  
PLATE No.1  
RKTBXO71 20 x 12.1cm  
7 7/8" x 4 9/16"  
CTN QTY 12



CHEFS' OBLONG  
PLATE No.9  
RKTBP141 34.4 x 23.4cm  
13 1/2" x 9 1/4"  
CTN QTY 6



CHEFS' OBLONG  
PLATE No.8  
RKTBO141 30 x 19.9cm  
12" x 7 7/8"  
CTN QTY 6



CHEFS' OBLONG  
PLATE No.7  
RKTBO131 26.1 x 20.2cm  
10 1/4" x 8"  
CTN QTY 12



CHEFS' OBLONG  
PLATE No.6  
RKTBO121 23.7 x 15.7cm  
9 1/2" x 6 1/8"  
CTN QTY 12



CHEFS' OBLONG  
PLATE No.5  
RKTBO111 15.4 x 12.6cm  
6" x 5"  
CTN QTY 12



SQUARE PLATE  
RKTBS111 25.2cm 10"  
CTN QTY 12  
RKTBS111 21.5cm 8 1/2"  
CTN QTY 12



OVAL COUPE PLATE  
RKTBO121 31.7 x 25.5cm  
12 1/2" x 10"  
CTN QTY 12  
RKTBO151 27 x 22.9cm  
10 5/8" x 9"  
CTN QTY 12



CHEFS' OVAL PLATE  
RKTBOV351 34.7 x 17.3cm  
13 5/8" x 6 3/4"  
CTN QTY 6  
RKTBOV301 29.9 x 15cm  
11 3/4" x 5 7/8"  
CTN QTY 12



RECTANGULAR TILE  
RKTBR11 37.6 x 14cm  
14 3/4" x 5 1/2"  
CTN QTY 4  
(Fits Wooden Boards  
ZCAWWBD1 and ZCAWWSB1)



TASTING TRAY  
RKTBOF331 32.3 x 10.5cm  
12 3/4" x 4 1/8"  
CTN QTY 6



TASTING TRAY  
RKTBOF301 29.5 x 8.8cm  
11 1/2" x 3 3/8"  
CTN QTY 6  
RKTBOF231 24.7 x 8.8cm  
9 3/4" x 3 3/8"  
CTN QTY 6



ROUND DISH  
RKTBD11 18.5 x 16.8cm  
7 1/4" x 6 5/8" 35.8cl 12.6oz  
CTN QTY 12



ROUND DISH  
RKTBD61 16 x 14.5cm  
6 1/4" x 5 3/4" 24.7cl 8.7oz  
CTN QTY 12



SNACK BOWL  
RKTBS141 13cm 5 1/4"  
40cl 14oz H: 6.5cm  
CTN QTY 12



CHIP MUG  
RKTBS111 10cm 3 3/4"  
29cl 11oz H: 8cm  
CTN QTY 12



DEEP BOWL  
RKTBSDB1 10.2cm 4"  
24cl 8.4oz H: 6cm  
CTN QTY 12



DIP POT  
RKTBS141 8.5cm 3 3/8"  
11cl 4oz H: 5cm  
CTN QTY 12



DIP POT  
RKTBS111 7cm 2 3/4"  
6cl 2oz H: 4cm  
CTN QTY 12



CAPPUCCINO CUP  
RKTBCB281 34cl 12oz  
H: 6.5cm Dia: 11cm  
CTN QTY 12



CAPPUCCINO CUP  
RKTBCB201 22.7cl 8oz  
H: 5.5cm Dia: 9.5cm  
CTN QTY 12



SAUCER  
RKTBCS1 15.6cm 6 1/8"  
CTN QTY 12  
(Fits RKTBCB281 & RKTBCB201)



ESPRESSO CUP  
RKTBCB91 10cl 3.5oz  
H: 5.5cm Dia: 6.5cm  
CTN QTY 12



SAUCER  
RKTBS11 11.8cm 4 5/8"  
CTN QTY 12  
(Fits RKTBCB91)



MUG  
RKTBS121 34cl 12oz  
H: 11cm Dia: 8cm  
CTN QTY 12



BEVERAGE POT  
RKTBS151 42.6cl 15oz  
H: 10.5cm  
CTN QTY 4  
REPLACEMENT LID  
WH RL151  
CTN QTY 6



JUG  
RKTBS14 11.4cl 4oz  
H: 7cm  
CTN QTY 4



- Under glaze print finish meaning long-lasting results.



COUPE PLATE  
**RKBQEV111** 28.8cm 11¼"  
CTN QTY 12 ⊕  
**RKBQEV101** 26cm 10¼"  
CTN QTY 12 ⊕



COUPE PLATE  
**RKBQEV81** 21.7cm 8½"  
CTN QTY 12 ⊕  
**RKBQEV61** 16.5cm 6½"  
CTN QTY 12 ⊕



COUPE BOWL  
**RKBQEV81** 24.8cm 9¾"  
113.6cl 40oz  
CTN QTY 12 ⊕  
**RKBQEV71** 18.2cm 7¼"  
42.6cl 15oz  
CTN QTY 12 ⊕




DEEP COUPE BOWL  
**RKBQEB221** 22.2cm 8¾"  
H:6.5cm 110cl 39oz  
CTN QTY 6 ⊕



DEEP COUPE BOWL  
**RKBQEB191** 19.6cm 7¾"  
H:5.5cm 75cl 26oz  
CTN QTY 6 ⊕



CHEFS' WALLED PLATE  
**RKBQWP261** 26cm 10¼"  
H: 2cm  
CTN QTY 6 ⊕  
**RKBQWP211** 21cm 8¼"  
H: 2cm  
CTN QTY 6 ⊕



ORGANIC ROUND PLATE  
**RKBQOG111** 28.6cm 11¼"  
CTN QTY 12  
**RKBQOG101** 26.4cm 10½"  
CTN QTY 12



ORGANIC ROUND PLATE  
**RKBQOG8 1** 21cm 8¼"  
CTN QTY 12  
**RKBQOG7 1** 18.6cm 7¼"  
CTN QTY 12



ORGANIC ROUND BOWL  
**RKBQOG811** 25.3cm 9¾"  
110cl 38oz  
CTN QTY 12



TRIANGLE PLATE  
**RKBQTR121** 31.1cm 12¼"  
CTN QTY 6 ⊕  
**RKBQTR101** 28.5cm 11¼"  
CTN QTY 12 ⊕



TRIANGLE PLATE  
**RKBQTR9 1** 24.5cm 9¾"  
CTN QTY 12 ⊕  
**RKBQTR7 1** 20.3cm 8"  
CTN QTY 12 ⊕



TRIANGLE BOWL  
**RKBQTR81** 23.5cm 9¼"  
60cl 21oz  
CTN QTY 12 ⊕  
**RKBQTR871** 18.5cm 7¼"  
37cl 13oz  
CTN QTY 12 ⊕



WIDE RIM BOWL  
**RKBQVWBL1** 28cm 11"  
46.8cl 16.5oz  
CTN QTY 12 ⊕



WIDE RIM BOWL  
**RKBQVWBM1** 24cm 9½"  
28.4cl 10oz  
CTN QTY 12 ⊕



TRIANGLE SHALLOW BOWL  
**RKBQTB271** 27.2 x 26.7cm  
10¼" x 10½" 78cl 27oz  
CTN QTY 12



TRIANGLE SHALLOW BOWL  
**RKBQTB231** 21 x 21cm  
8¼" x 8¼" 41cl 14oz  
CTN QTY 12



CHEFS' TRIANGLE PLATE  
**RKBQTC361** 35.6 x 25cm  
14" x 9¾"  
CTN QTY 6  
**RKBQTC351** 35.5 x 18.8cm  
13¾" x 7¾"  
CTN QTY 6



CHEFS' TRIANGLE PLATE  
**RKBQTC301** 30.4 x 20.5cm  
12" x 8"  
CTN QTY 6



CHEFS' TRIANGLE PLATE  
**RKBQTC261** 26.5 x 20.5cm  
10½" x 8"  
CTN QTY 12  
**RKBQTC201** 20 x 15cm  
7¾" x 5¾"  
CTN QTY 12



CHEFS' GEO PLATE  
**RKBQGE351** 35 x 18.5cm  
13¾" x 7¼"  
CTN QTY 6  
**RKBQGE301** 30 x 15.5cm  
11¾" x 6¼"  
CTN QTY 12



CHEFS' OBLONG PLATE No.4  
**RKBQXO141** 35.5 x 18.9cm  
13¾" x 7½"  
CTN QTY 6 ⊕



CHEFS' OBLONG PLATE No.3  
**RKBQXO111** 29.8 x 15.3cm  
11¾" x 6"  
CTN QTY 12 ⊕



CHEFS' OBLONG PLATE No.2  
**RKBQXO101** 26.9 x 12.7cm  
10½" x 5"  
CTN QTY 12 ⊕



CHEFS' OBLONG PLATE No. 1  
**RKBQXO7 1** 20 x 12.1cm  
7¾" x 4¾"  
CTN QTY 12 ⊕



CHEFS' OBLONG PLATE No.9  
**RKBQXP141** 34.4 x 23.4cm  
13½" x 9¼"  
CTN QTY 6 ⊕



CHEFS' OBLONG PLATE No.8  
**RKBQOBL41** 30 x 19.9cm  
12" x 7¾"  
CTN QTY 6 ⊕



CHEFS' OBLONG PLATE No.7  
**RKBQOBL31** 26.1 x 20.2cm  
10¼" x 8"  
CTN QTY 12 ⊕



CHEFS' OBLONG PLATE No.6  
**RKBQOBL21** 23.7 x 15.7cm  
9¼" x 6¼"  
CTN QTY 12 ⊕



CHEFS' OBLONG PLATE No.5  
**RKBQOBL11** 15.4 x 12.6cm  
6" x 5"  
CTN QTY 12 ⊕



SQUARE PLATE  
**RKBQSP111** 25.2cm 10"  
12½" x 10"  
CTN QTY 12  
**RKBQSP9 1** 21.5cm 8½"  
CTN QTY 12



OVAL COUPE PLATE  
**RKBQOP121** 31.7 x 25.5cm  
12½" x 10"  
CTN QTY 12 ⊕  
**RKBQOP581** 27 x 22.9cm  
10½" x 9"  
CTN QTY 12 ⊕



CHEFS' OVAL PLATE  
**RKBQOV351** 34.7 x 17.3cm  
13¾" x 6¾"  
CTN QTY 6  
**RKBQOV301** 29.9 x 15cm  
11¾" x 5¾"  
CTN QTY 12



⊕ Covered by Churchill 5 Year Edge Chip Warranty



⊕ Covered by Churchill 5 Year Edge Chip Warranty

- Under glaze print finish meaning long-lasting results.

CHURCHILL® super vitrified

STUDIO®  
PRINTS

RAKU

Quartz Black

CHURCHILL® super vitrified

STUDIO®  
PRINTS

RAKU

Agate Grey



RECTANGULAR TILE  
**RKBQRST 1** 37.6 x 14cm  
14 1/2" x 5 1/2"  
CTN QTY 4  
(Fits Wooden Boards  
ZCAWWBDD1 and ZCAWLWSB1)



TASTING TRAY  
**RKBQOF331** 32.3 x 10.5cm  
12 3/4" x 4 1/4"  
CTN QTY 6



TASTING TRAY  
**RKBQOF301** 29.5 x 8.8cm  
11 1/2" x 3 3/4"  
CTN QTY 6



TASTING TRAY  
**RKBQOF231** 24.7 x 8.8cm  
9 3/4" x 3 3/4"  
CTN QTY 6



COUPE PLATE  
**RKAGEV111** 28.8cm 11 1/2"  
CTN QTY 12



COUPE PLATE  
**RKAGEV101** 26cm 10 1/4"  
CTN QTY 12



COUPE PLATE  
**RKAGEVP81** 21.7cm 8 5/8"  
CTN QTY 12



COUPE PLATE  
**RKAGEVP61** 16.5cm 6 1/2"  
CTN QTY 12



ROUND DISH  
**RKBQID7 1** 18.5 x 16.8cm  
7 1/4" x 6 5/8" 35.8cl 12.6oz  
CTN QTY 12



ROUND DISH  
**RKBQID6 1** 16 x 14.5cm  
6 1/4" x 5 3/4" 24.7cl 8.7oz  
CTN QTY 12



CAPPUCCINO CUP  
**RKBQCB281** 34cl 12oz  
H: 6.5cm Dia: 11cm  
CTN QTY 12



CAPPUCCINO CUP  
**RKBQCB201** 22.7cl 8oz  
H: 5.5cm Dia: 9.5cm  
CTN QTY 12



COUPE BOWL  
**RKAGEVB91** 24.8cm 22.7cl 8oz  
113.6cl 40oz  
CTN QTY 12



COUPE BOWL  
**RKAGEVB71** 18.2cm 7 1/4"  
42.6cl 15oz  
CTN QTY 12



DEEP COUPE PLATE  
**RKAGPD271** 28.1cm 11"  
H: 3.7cm  
CTN QTY 12



DEEP COUPE PLATE  
**RKAGPD251** 25.5cm 10"  
H: 3.5cm  
CTN QTY 12



SAUCER  
**RKBQCSS 1** 15.6cm 6 1/4"  
CTN QTY 12  
(Fits RKBQCB281 & RKBQCB201)



ESPRESSO CUP  
**RKBQCEB91** 10cl 3.5oz  
H: 5.5cm Dia: 6.5cm  
CTN QTY 12



SAUCER  
**RKBQESS 1** 11.8cm 4 1/2"  
CTN QTY 12  
(Fits RKBQCEB91)



MUG  
**RKBQVM121** 34cl 12oz  
H: 11cm Dia: 8cm  
CTN QTY 12



DEEP COUPE PLATE  
**RKAGPD221** 22.5cm 8 3/4"  
H: 2.7cm  
CTN QTY 12



CHEFS' OBLONG  
PLATE No.4  
**RKAGOX141** 35.5 x 18.9cm  
13 3/4" x 7 3/8"  
CTN QTY 6



CHEFS' OBLONG  
PLATE No.3  
**RKAGOX111** 29.8 x 15.3cm  
11 3/4" x 6"  
CTN QTY 12



CHEFS' OBLONG  
PLATE No.8  
**RKAGOB141** 30 x 19.9cm  
12" x 7 7/8"  
CTN QTY 6



BEVERAGE POT  
**RKBQSB151** 42.6cl 15oz  
H: 10.5cm  
CTN QTY 4  
REPLACEMENT LID  
**WH RL151**  
CTN QTY 6



JUG  
**RKBQSJ4 1** 11.4cl 4oz  
H: 7cm  
CTN QTY 4



CHEFS' OBLONG  
PLATE No.7  
**RKAGOB131** 26.1 x 20.2cm  
10 1/4" x 8"  
CTN QTY 12



CHEFS' OBLONG  
PLATE No.6  
**RKAGOB121** 23.7 x 15.7cm  
9 1/2" x 6 1/4"  
CTN QTY 12



OVAL PLATE  
**RKAGOP121** 31.7 x 25.5cm  
12 1/2" x 10"  
CTN QTY 12



OVAL PLATE  
**RKAGOP581** 27 x 22.9cm  
10 5/8" x 9"  
CTN QTY 12

- Under glaze print finish meaning long-lasting results.



Covered by Churchill 5 Year Edge Chip Warranty



Covered by Churchill 5 Year Edge Chip Warranty

- Under glaze print finish meaning long-lasting results.

CHURCHILL® super vitrified

STUDIO®  
PRINTS

RAKU

Jasper Grey

CHURCHILL® super vitrified

STUDIO®  
PRINTS

RAKU

Jade Green



COUPE PLATE  
RKGJEV111 28.8cm 11¼"  
CTN QTY 12 ✱



COUPE PLATE  
RKGJEV101 26cm 10¼"  
CTN QTY 12 ✱



COUPE PLATE  
RKGJEVP81 21.7cm 8½"  
CTN QTY 12 ✱



COUPE PLATE  
RKGJEVP61 16.5cm 6½"  
CTN QTY 12 ✱



COUPE BOWL  
RKGJEVB91 24.8cm 9¾"  
113.6cl 40oz  
CTN QTY 12 ✱



COUPE BOWL  
RKGJEVB71 18.2cm 7¼"  
42.6cl 15oz  
CTN QTY 12 ✱



CHEFS' OBLONG  
PLATE No.3  
RKGJXO111 29.8 x 15.3cm  
11¾" x 6"  
CTN QTY 12 ✱



CHEFS' OBLONG  
PLATE No.7  
RKGJOB131 26.1 x 20.2cm  
10¼" x 8"  
CTN QTY 12 ✱



CHEFS' OBLONG  
PLATE No.6  
RKGJOB121 23.7 x 15.7cm  
9½" x 6¼"  
CTN QTY 12 ✱



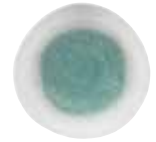
COUPE PLATE  
RKJGEV111 28.8cm 11¼"  
CTN QTY 12 ✱  
RKJGEV101 26cm 10¼"  
CTN QTY 12 ✱



COUPE PLATE  
RKJGEVP81 21.7cm 8½"  
CTN QTY 12 ✱  
RKJGEVP61 16.5cm 6½"  
CTN QTY 12 ✱



COUPE BOWL  
RKJGEVB91 24.8cm 9¾"  
113.6cl 40oz  
CTN QTY 12 ✱  
RKJGEVB71 18.2cm 7¼"  
42.6cl 15oz  
CTN QTY 12 ✱




ORGANIC ROUND PLATE  
RKJGOG111 28.6cm 11¼"  
CTN QTY 12 ✱  
RKJGOG101 26.4cm 10½"  
CTN QTY 12 ✱



ORGANIC ROUND PLATE  
RKJGOG81 21cm 8¼"  
CTN QTY 12 ✱  
RKJGOG71 18.6cm 7¼"  
CTN QTY 12 ✱



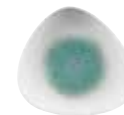
ORGANIC ROUND BOWL  
RKJGOGB11 25.3cm 9¾"  
110cl 38oz  
CTN QTY 12 ✱




TRIANGLE PLATE  
RKJGTR121 31.1cm 12¼"  
CTN QTY 6 ✱



TRIANGLE PLATE  
RKJGTR101 28.5cm 11¼"  
CTN QTY 12 ✱



TRIANGLE PLATE  
RKJGTR91 24.5cm 9¾"  
CTN QTY 12 ✱  
RKJGTR71 20.3cm 8"  
CTN QTY 12 ✱



TRIANGLE BOWL  
RKJGTRB91 23.5cm 9¼"  
60cl 21oz  
CTN QTY 12 ✱  
RKJGTRB71 18.5cm 7¼"  
37cl 13oz  
CTN QTY 12 ✱



CHEFS' OBLONG  
PLATE No.4  
RKJGXB141 35.5 x 18.9cm  
13¾" x 7½"  
CTN QTY 6 ✱



CHEFS' OBLONG  
PLATE No.3  
RKJGXB111 29.8 x 15.3cm  
11¾" x 6"  
CTN QTY 12 ✱



CHEFS' OBLONG  
PLATE No.8  
RKJGOB141 30 x 19.9cm  
12" x 7¾"  
CTN QTY 6 ✱



CHEFS' OBLONG  
PLATE No.7  
RKJGOB131 26.1 x 20.2cm  
10¼" x 8"  
CTN QTY 12 ✱



CHEFS' OBLONG  
PLATE No.6  
RKJGOB121 23.7 x 15.7cm  
9½" x 6¼"  
CTN QTY 12 ✱



OVAL PLATE  
RKJGOP121 31.7 x 25.5cm  
12½" x 10"  
CTN QTY 12 ✱  
RKJGOP581 27 x 22.9cm  
10½" x 9"  
CTN QTY 12 ✱

- Under glaze print finish meaning long-lasting results.



✱ Covered by Churchill 5 Year Edge Chip Warranty



✱ Covered by Churchill 5 Year Edge Chip Warranty

- Under glaze print finish meaning long-lasting results.

CHURCHILL® super vitrified

STUDIO®  
PRINTS

RAKU

Garnet Orange

CHURCHILL® super vitrified

STUDIO®  
PRINTS

RAKU

Rose Quartz Pink



COUPE PLATE  
RKG0EV111 28.8cm 11 1/4"  
CTN QTY 12



COUPE PLATE  
RKG0EV101 26cm 10 1/4"  
CTN QTY 12



COUPE PLATE  
RKG0EV081 21.7cm 8 5/8"  
CTN QTY 12



COUPE PLATE  
RKG0EV061 16.5cm 6 1/2"  
CTN QTY 12



COUPE PLATE  
RKQPEV111 28.8cm 11 1/4"  
CTN QTY 12



COUPE PLATE  
RKQPEV101 26cm 10 1/4"  
CTN QTY 12



COUPE PLATE  
RKQPEV081 21.7cm 8 5/8"  
CTN QTY 12



COUPE PLATE  
RKQPEV061 16.5cm 6 1/2"  
CTN QTY 12



COUPE BOWL  
RKG0EV091 24.8cm 9 3/4"  
113.6cl 40oz  
CTN QTY 12



COUPE BOWL  
RKG0EV071 18.2cm 7 1/4"  
42.6cl 15oz  
CTN QTY 12



CHEFS' OBLONG  
PLATE No.4  
RKG0XO141 35.5 x 18.9cm  
13 3/4" x 7 5/8"  
CTN QTY 6



CHEFS' OBLONG  
PLATE No.3  
RKG0XO111 29.8 x 15.3cm  
11 3/4" x 6"  
CTN QTY 12



COUPE BOWL  
RKQPEV091 24.8cm 9 3/4"  
113.6cl 40oz  
CTN QTY 12



COUPE BOWL  
RKQPEV071 18.2cm 7 1/4"  
42.6cl 15oz  
CTN QTY 12



CHEFS' WALLED PLATE  
RKQPWP261 26cm 10 1/4"  
H: 2cm  
CTN QTY 6



CHEFS' WALLED PLATE  
RKQPWP211 21cm 8 1/4"  
H: 2cm  
CTN QTY 6



OVAL COUPE PLATE  
RKG0OP121 31.7 x 25.5cm  
12 1/2" x 10"  
CTN QTY 12



OVAL COUPE PLATE  
RKG0OP081 27 x 22.9cm  
10 5/8" x 9"  
CTN QTY 12



CHEFS' OBLONG  
PLATE No.4  
RKQPXO141 35.5 x 18.9cm  
13 3/4" x 7 5/8"  
CTN QTY 6



CHEFS' OBLONG  
PLATE No.3  
RKQPXO111 29.8 x 15.3cm  
11 3/4" x 6"  
CTN QTY 12




See Churchill Raku Cutlery  
on page 442 - 443

- Under glaze print finish meaning long-lasting results.



- Under glaze print finish meaning long-lasting results.





CHURCHILL<sup>®</sup> super vitrified

STUDIO<sup>®</sup>  
PRINTS

## STONE

Studio Prints Stone is inspired by the traditional process of hand carving ceramics from natural stone. Emulating tones and textures of nature, Stone is achieved with Churchill's innovative print process and each piece is unique.

Natural Tones and Texture



## Agate Grey



COUPE PLATE  
STAGEV111 28.8cm 11 1/4"  
CTN QTY 12



COUPE PLATE  
STAGEV101 26cm 10 1/4"  
CTN QTY 12



COUPE PLATE  
STAGEVP81 21.7cm 8 5/8"  
CTN QTY 12



COUPE PLATE  
STAGEVP61 16.5cm 6 1/2"  
CTN QTY 12



COUPE BOWL  
STAGEVB91 24.8cm 9 3/4"  
113.6cl 40oz  
CTN QTY 12



COUPE BOWL  
STAGEVB71 18.2cm 7 1/4"  
42.6cl 15oz  
CTN QTY 12



TRIANGLE PLATE  
STAGTR101 28.5cm 11 1/4"  
CTN QTY 12



TRIANGLE PLATE  
STAGTR9 1 24.5cm 9 5/8"  
CTN QTY 12



TRIANGLE PLATE  
STAGTR7 1 20.3cm 8"  
CTN QTY 12



TRIANGLE BOWL  
STAGTRB91 23.5cm 9 1/4"  
60cl 21oz  
CTN QTY 12



TRIANGLE BOWL  
STAGTRB71 18.5cm 7 1/4"  
37cl 13oz  
CTN QTY 12



CHEFS' OBLONG  
PLATE No.4  
STAGXO141 35.5 x 18.9cm  
13 7/8" x 7 3/8"  
CTN QTY 6



CHEFS' OBLONG  
PLATE No.3  
STAGXO111 29.8 x 15.3cm  
11 3/4" x 6"  
CTN QTY 12



OVAL COUPE PLATE  
STAGOP121 31.7 x 25.5cm  
12 1/2" x 10"  
CTN QTY 12



CHEFS' OVAL PLATE  
STAGOV351 34.7 x 17.3cm  
13 3/8" x 6 3/4"  
CTN QTY 6



CHEFS' OVAL PLATE  
STAGOV301 29.9 x 15cm  
11 3/4" x 5 7/8"  
CTN QTY 12



Covered by Churchill 5 Year Edge Chip Warranty

- Under glaze print finish meaning long-lasting results.

CHURCHILL® super vitrified

STUDIO®  
PRINTS

STONE

Aquamarine

CHURCHILL® super vitrified

STUDIO®  
PRINTS

STONE

Pearl Grey



COUPE PLATE  
STAMEV111 28.8cm 11¼"  
CTN QTY 12



COUPE PLATE  
STAMEV101 26cm 10¼"  
CTN QTY 12



COUPE PLATE  
STAMEVP81 21.7cm 8½"  
CTN QTY 12



COUPE PLATE  
STAMEVP61 16.5cm 6½"  
CTN QTY 12



COUPE PLATE  
STGPEV111 28.8cm 11¼"  
CTN QTY 12



COUPE PLATE  
STGPEV101 26cm 10¼"  
CTN QTY 12



COUPE PLATE  
STGPEVP81 21.7cm 8½"  
CTN QTY 12



COUPE PLATE  
STGPEVP61 16.5cm 6½"  
CTN QTY 12



COUPE BOWL  
STAMEV891 24.8cm 9¾"  
113.6cl 40oz  
CTN QTY 12



COUPE BOWL  
STAMEV871 18.2cm 7¼"  
42.6cl 15oz  
CTN QTY 12



CHEFS' OBLONG  
PLATE No.4  
STAMXO141 35.5 x 18.9cm  
13¾" x 7½"  
CTN QTY 6



CHEFS' OBLONG  
PLATE No.3  
STAMXO111 29.8 x 15.3cm  
11¾" x 6"  
CTN QTY 12



COUPE BOWL  
STGPEV891 24.8cm 9¾"  
113.6cl 40oz  
CTN QTY 12



COUPE BOWL  
STGPEV871 18.2cm 7¼"  
42.6cl 15oz  
CTN QTY 12



CHEFS' OBLONG  
PLATE No.4  
STGPXO141 35.5 x 18.9cm  
13¾" x 7½"  
CTN QTY 6



CHEFS' OBLONG  
PLATE No.3  
STGPXO111 29.8 x 15.3cm  
11¾" x 6"  
CTN QTY 12



OVAL COUPE PLATE  
STAMOP121 31.7 x 25.5cm  
12½" x 10"  
CTN QTY 12



CHEFS' OVAL PLATE  
STAMOV351 34.7 x 17.3cm  
13½" x 6¾"  
CTN QTY 6



CHEFS' OVAL PLATE  
STAMOV301 29.9 x 15cm  
11¾" x 5¾"  
CTN QTY 12



Covered by Churchill 5 Year Edge Chip Warranty



Covered by Churchill 5 Year Edge Chip Warranty

- Under glaze print finish meaning long-lasting results.



COUPE PLATE  
STQBEV111 28.8cm 11½"  
CTN QTY 12



COUPE PLATE  
STQBEV101 26cm 10¼"  
CTN QTY 12



COUPE PLATE  
STQBEVP81 21.7cm 8½"  
CTN QTY 12



COUPE PLATE  
STQBEVP61 16.5cm 6½"  
CTN QTY 12



COUPE BOWL  
STQBVB91 24.8cm 9¾"  
113.6cl 40oz  
CTN QTY 12



COUPE BOWL  
STQBVB71 18.2cm 7¼"  
42.6cl 15oz  
CTN QTY 12



TRIANGLE PLATE  
STQBTR101 28.5cm 11¼"  
CTN QTY 12



TRIANGLE PLATE  
STQBTR91 24.5cm 9¾"  
CTN QTY 12  
STQBTR71 20.3cm 8"  
CTN QTY 12



TRIANGLE BOWL  
STQBTRB91 23.5cm 9¼"  
60cl 21oz  
CTN QTY 12



TRIANGLE BOWL  
STQBTRB71 18.5cm 7¼"  
37cl 13oz  
CTN QTY 12



CHEFS' OBLONG  
PLATE No.4  
STQBXO141 35.5 x 18.9cm  
13¾" x 7½"  
CTN QTY 6



CHEFS' OBLONG  
PLATE No.3  
STQBXO111 29.8 x 15.3cm  
11¾" x 6"  
CTN QTY 12



OVAL COUPE PLATE  
STQBOP121 31.7 x 25.5cm  
12½" x 10"  
CTN QTY 12



CHEFS' OVAL PLATE  
STQBVOV351 34.7 x 17.3cm  
13½" x 6¾"  
CTN QTY 6

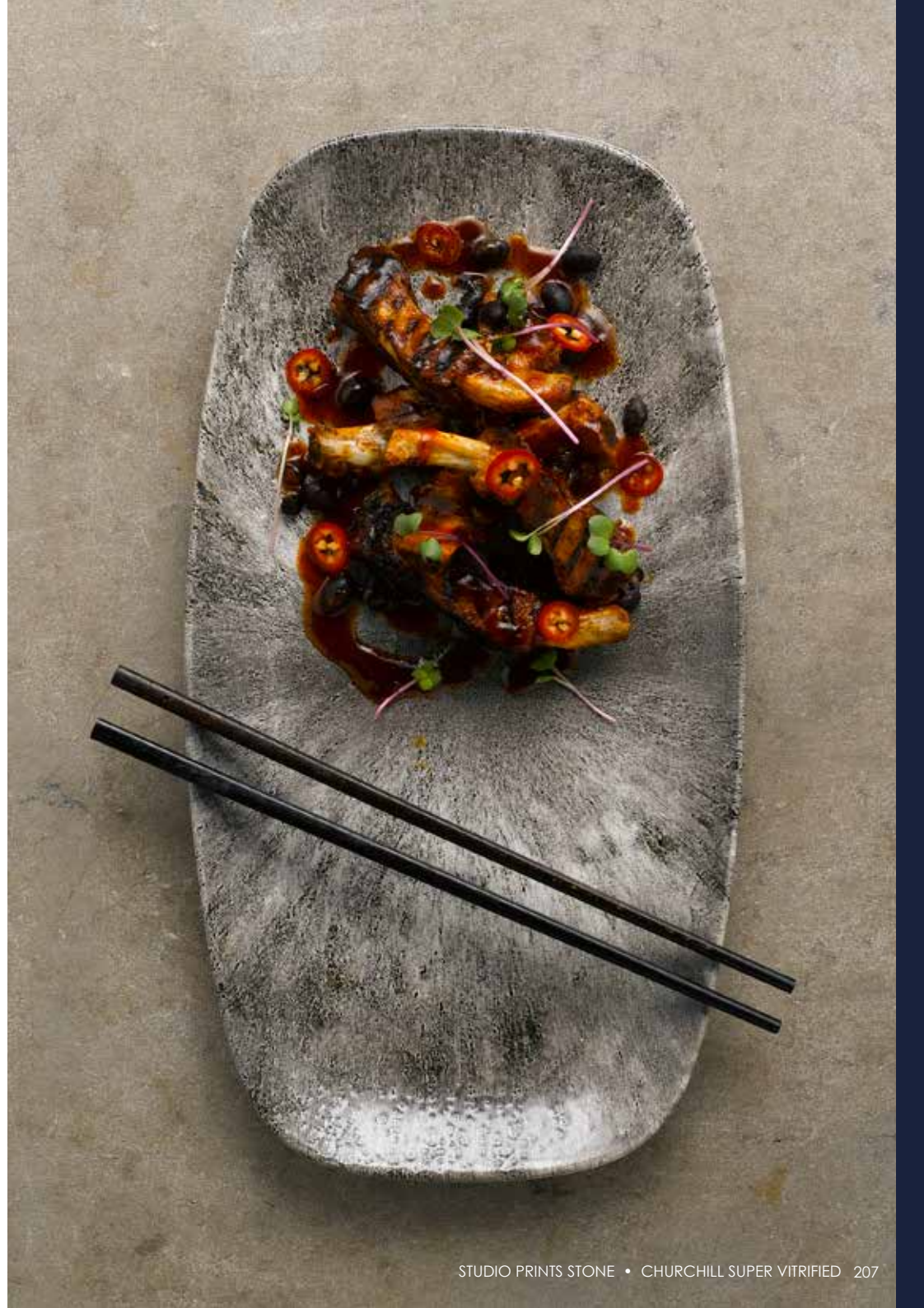


CHEFS' OVAL PLATE  
STQBVOV301 29.9 x 15cm  
11¾" x 5¾"  
CTN QTY 12



✦ Covered by Churchill 5 Year Edge Chip Warranty

- Under glaze print finish meaning long-lasting results.



# INKED®

COLLECTION

## Where Design Meets Expression

Inked is the new brand name for our collection of designs that allow you Creative Expression, from bold to understated, create your look.

Inked collections are developed in-house by our expert design team and manufactured in the UK with the latest Digital Print technology.



EACH PIECE  
IS UNIQUE



NEW COLLECTION

CHURCHILL® super vitrified

**INKED®**  
COLLECTION

The Inked Lumé design evokes an energetic burst of radial light, adding brilliance to dynamic tabletops. Transforming every meal into an experience, Lumé brings drama and a sense of artistry to the table.

LUMÉ

Radial Brilliance



Midnight Blue



COUPE PLATE  
ILUBEV111 28.8cm 11¼"  
CTN QTY 12



COUPE PLATE  
ILUBEV101 26cm 10¼"  
CTN QTY 12



COUPE PLATE  
ILUBEVP81 21.7cm 8½"  
CTN QTY 12



COUPE PLATE  
ILUBEVP61 16.5cm 6½"  
CTN QTY 12



COUPE BOWL  
ILUBEVB91 24.8cm 9¾"  
113.6cl 40oz  
CTN QTY 12  
ILUBEVB71 18.2cm 7¼"  
42.6cl 15oz  
CTN QTY 12



CHEFS' WALLED PLATE  
ILUBWP261 26cm 10¼"  
H: 2cm  
CTN QTY 6 ILUBWP211  
21cm 8¼" H: 2cm  
CTN QTY 6



CHEFS' WALLED PLATE  
ILUBWP161 15.7cm 6¼"  
H: 2cm  
CTN QTY 6



WIDE RIM BOWL  
ILUBVWB1 28cm 11"  
46.8cl 16.5oz  
CTN QTY 12  
ILUBVWBM1 24cm 9½"  
28.4cl 10oz  
CTN QTY 12



CHEFS' OBLONG  
PLATE No.4  
ILUBXO141 35.5 x 18.9cm  
13¾" x 7½"  
CTN QTY 6



CHEFS' OBLONG  
PLATE No.3  
ILUBXO111 29.8 x 15.3cm  
11¾" x 6"  
CTN QTY 12



TASTING TRAY  
ILUBOF331 32.3 x 10.5cm  
12¾" x 4¼"  
CTN QTY 6



TASTING TRAY  
ILUBOF301 29.5 x 8.8cm  
11½" x 3¾"  
CTN QTY 6  
ILUBOF231 24.7 x 8.8cm  
9¾" x 3¾"  
CTN QTY 6



CAPPUCCINO CUP  
ILUBCB281 34cl 12oz  
H: 6.5cm Dia: 11cm  
CTN QTY 12  
ILUBCB201 22.7cl 8oz  
H: 5.5cm Dia: 9.5cm  
CTN QTY 12



SAUCER  
ILUBCS1 15.6cm 6¼"  
CTN QTY 12  
(Fits ILUBCB281 & ILUBCB201)



ESPRESSO CUP  
ILUBCEB91 10cl 3.5oz  
H: 5.5cm Dia: 6.5cm  
CTN QTY 12



SAUCER  
ILUBESS1 11.8cm 4½"  
CTN QTY 12  
(Fits ILUBCEB91)



Covered by Churchill 5 Year Edge Chip Warranty

CHURCHILL® super vitrified

**INKED®**  
COLLECTION

Radial Brilliance

NEW COLLECTION

LUMÉ



Natural



COUPE PLATE  
**ILUNEV111** 28.8cm 11½"  
CTN QTY 12



COUPE PLATE  
**ILUNEV101** 26cm 10¼"  
CTN QTY 12



COUPE PLATE  
**ILUNVP81** 21.7cm 8½"  
CTN QTY 12



COUPE PLATE  
**ILUNVP61** 16.5cm 6½"  
CTN QTY 12



COUPE BOWL  
**ILUNVB91** 24.8cm 9¾"  
113.6cl 40oz  
CTN QTY 12  
**ILUNVB71** 18.2cm 7¼"  
42.6cl 15oz  
CTN QTY 12



CHEFS' WALLED PLATE  
**ILUNWP261** 26cm 10¼"  
H: 2cm  
CTN QTY 6  
**ILUNWP211** 21cm 8¼"  
H: 2cm  
CTN QTY 6



CHEFS' WALLED PLATE  
**ILUNWP161** 15.7cm 6¼"  
H: 2cm  
CTN QTY 6



WIDE RIM BOWL  
**ILUNVWB11** 28cm 11"  
46.8cl 16.5oz  
CTN QTY 12  
**ILUNVWB81** 24cm 9½"  
28.4cl 10oz  
CTN QTY 12



CHEFS' OBLONG PLATE No.4  
**ILUNXO141** 35.5 x 18.9cm  
13¾" x 7½"  
CTN QTY 6



CHEFS' OBLONG PLATE No.3  
**ILUNXO111** 29.8 x 15.3cm  
11¾" x 6"  
CTN QTY 12



TASTING TRAY  
**ILUNOF331** 32.3 x 10.5cm  
12¾" x 4¼"  
CTN QTY 6



TASTING TRAY  
**ILUNOF301** 29.5 x 8.8cm  
11½" x 3¾"  
CTN QTY 6  
**ILUNOF231** 24.7 x 8.8cm  
9¾" x 3¾"  
CTN QTY 6



CAPPUCCINO CUP  
**ILUNCB281** 34cl 12oz  
H: 6.5cm Dia: 11cm  
CTN QTY 12  
**ILUNCB201** 22.7cl 8oz  
H: 5.5cm Dia: 9.5cm  
CTN QTY 12



SAUCER  
**ILUNCS1** 15.6cm 6¼"  
CTN QTY 12  
(Fits ILUNCB281 & ILUNCB201)



ESPRESSO CUP  
**ILUNCB91** 10cl 3.5oz  
H: 5.5cm Dia: 6.5cm  
CTN QTY 12



SAUCER  
**ILUNSS1** 11.8cm 4½"  
CTN QTY 12  
(Fits ILUNCB91)



Covered by Churchill 5 Year Edge Chip Warranty

INKED LUMÉ • CHURCHILL SUPER VITRIFIED 213

NEW COLLECTION

CHURCHILL® super vitrified

**INKED®**  
COLLECTION

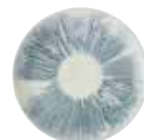
Taking its name from the Lyra constellation, the collection features a distinct starburst design. Framed by its cosmic pattern, Lyra allows for creative freedom combining decorative pattern with white space.

LYRA

Celestial Forms



Blue



COUPE PLATE  
ILYBEV111 28.8cm 11 1/4"  
CTN QTY 12



COUPE PLATE  
ILYBEV101 26cm 10 1/4"  
CTN QTY 12



COUPE PLATE  
ILYBEVP81 21.7cm 8 5/8"  
CTN QTY 12



COUPE PLATE  
ILYBEVP61 16.5cm 6 1/2"  
CTN QTY 12



COUPE BOWL  
ILYBEV891 24.8cm 9 3/4"  
113.6cl 40oz  
CTN QTY 12



COUPE BOWL  
ILYBEV871 18.2cm 7 1/4"  
42.6cl 15oz  
CTN QTY 12



CHEFS' WALLED PLATE  
ILYBWP261 26cm 10 1/4"  
H: 2cm  
CTN QTY 6



CHEFS' WALLED PLATE  
ILYBWP211 21cm 8 1/4"  
H: 2cm  
CTN QTY 6



ORGANIC WALLED BOWL  
ILYBWO821 23cm 9"  
H: 4.5cm 118cl 42oz  
CTN QTY 6



ORGANIC WALLED BOWL  
ILYBWO811 20cm 7 7/8"  
H: 4.5cm 87cl 31oz  
CTN QTY 6



NEW SHAPE  
OPAL ORGANIC BOWL  
ILYBOBO91 25cm 9 7/8"  
H: 6cm 80cl 28oz  
CTN QTY 12



NEW SHAPE  
OPAL ORGANIC BOWL  
ILYBOBO71 20cm 7 7/8"  
H: 5.3cm 34cl 12oz  
CTN QTY 12



NEW SHAPE  
OPAL ORGANIC OBLONG  
ILYBOO351 35 x 18.5cm  
13 3/4 x 7 1/4"  
CTN QTY 6



NEW SHAPE  
OPAL ORGANIC OBLONG  
ILYBOO301 30 x 15cm  
11 3/4 x 5 7/8"  
CTN QTY 12



NEW SHAPE  
OPAL ORGANIC OBLONG  
ILYBOO261 26 x 15cm  
10 1/4 x 5 7/8"  
CTN QTY 12



NEW SHAPE  
OPAL ORGANIC OBLONG  
ILYBOO221 22 x 13cm  
8 3/4 x 5 1/4"  
CTN QTY 12



Covered by Churchill 5 Year Edge Chip Warranty



CHEFS' OBLONG  
 PLATE No.4  
**ILYBXO141** 35.5 x 18.9cm  
 13 7/8" x 7 1/2"  
 CTN QTY 6



CHEFS' OBLONG  
 PLATE NO.3  
**ILYBXO111** 29.8 x 15.3cm  
 11 3/4" x 6"  
 CTN QTY 12



TASTING TRAY  
**ILYBOF331** 32.3 x 10.5cm  
 12 3/4" x 4 1/4"  
 CTN QTY 6



TASTING TRAY  
**ILYBOF301** 29.5 x 8.8cm  
 11 1/2" x 3 3/4"  
 CTN QTY 6



TASTING TRAY  
**ILYBOF231** 24.7 x 8.8cm  
 9 3/4" x 3 3/8"  
 CTN QTY 6



CAPPUCCINO CUP  
**ILYBCB281** 34cl 12oz  
 H: 6.5cm Dia: 11cm  
 CTN QTY 12



CAPPUCCINO CUP  
**ILYBCB201** 22.7cl 8oz  
 H: 5.5cm Dia: 9.5cm  
 CTN QTY 12



SAUCER  
**ILYBCSS 1** 15.6cm 6 1/4"  
 CTN QTY 12  
 (Fits ILYBCB281 & ILYBCB201)



ESPRESSO CUP  
**ILYBCEB91** 10cl 3.5oz  
 H: 5.5cm Dia: 6.5cm  
 CTN QTY 12



SAUCER  
**ILYBESS 1** 11.8cm 4 1/2"  
 CTN QTY 12  
 (Fits ILYBCEB91)





COUPE PLATE  
**ILYPEV111** 28.8cm 11¼"  
 CTN QTY 12 ✦



COUPE PLATE  
**ILYPEV101** 26cm 10¼"  
 CTN QTY 12 ✦



COUPE PLATE  
**ILYPEV81** 21.7cm 8½"  
 CTN QTY 12 ✦



COUPE PLATE  
**ILYPEV61** 16.5cm 6½"  
 CTN QTY 12 ✦



COUPE BOWL  
**ILYPEVB91** 24.8cm 9¾"  
 113.6cl 40oz  
 CTN QTY 12 ✦



COUPE BOWL  
**ILYPEVB71** 18.2cm 7¼"  
 42.6cl 15oz  
 CTN QTY 12 ✦



CHEFS' WALLED PLATE  
**ILYPWP261** 26cm 10¼"  
 H: 2cm  
 CTN QTY 6 ✦



CHEFS' WALLED PLATE  
**ILYPWP211** 21cm 8¼"  
 H: 2cm  
 CTN QTY 6 ✦



ORGANIC WALLED BOWL  
**ILYPWOB21** 23cm 9"  
 H: 4.5cm 118cl 42oz  
 CTN QTY 6 ✦



ORGANIC WALLED BOWL  
**ILYPWOB11** 20cm 7¾"  
 H: 4.5cm 87cl 31oz  
 CTN QTY 6 ✦



OPAL ORGANIC BOWL  
**ILYPOBO91** 25cm 9¾"  
 H: 6cm 80cl 28oz  
 CTN QTY 12 ✦



OPAL ORGANIC BOWL  
**ILYPOBO71** 20cm 7¾"  
 H: 5.3cm 34cl 12oz  
 CTN QTY 12 ✦



OPAL ORGANIC OBLONG  
**ILYPOO351** 35 x 18.5cm  
 13¾" x 7¼"  
 CTN QTY 6 ✦



OPAL ORGANIC OBLONG  
**ILYPOO301** 30 x 15cm  
 11¾" x 5¾"  
 CTN QTY 12 ✦



OPAL ORGANIC OBLONG  
**ILYPOO261** 26 x 15cm  
 10¼" x 5¾"  
 CTN QTY 12 ✦



OPAL ORGANIC OBLONG  
**ILYPOO221** 22 x 13cm  
 8¾" x 5¼"  
 CTN QTY 12 ✦



CHEFS' OBLONG PLATE No.4  
**ILYPXO141** 35.5 x 18.9cm  
 13¾" x 7¾"  
 CTN QTY 6 ✦



CHEFS' OBLONG PLATE NO.3  
**ILYPXO111** 29.8 x 15.3cm  
 11¾" x 6"  
 CTN QTY 12 ✦



TASTING TRAY  
**ILYPOF331** 32.3 x 10.5cm  
 12¾" x 4¼"  
 CTN QTY 6 ✦



TASTING TRAY  
**ILYPOF301** 29.5 x 8.8cm  
 11½" x 3¾"  
 CTN QTY 6 ✦



TASTING TRAY  
**ILYPOF231** 24.7 x 8.8cm  
 9¾" x 3¾"  
 CTN QTY 6 ✦



CAPPUCCINO CUP  
**ILYPCB281** 34cl 12oz  
 H: 6.5cm Dia: 11cm  
 CTN QTY 12 ✦



CAPPUCCINO CUP  
**ILYPCB201** 22.7cl 8oz  
 H: 5.5cm Dia: 9.5cm  
 CTN QTY 12 ✦



SAUCER  
**ILYPCS1** 15.6cm 6¼"  
 CTN QTY 12 ✦  
 (Fits ILYPCB281 & ILYPCB201)



ESPRESSO CUP  
**ILYPCEB91** 10cl 3.5oz  
 H: 5.5cm Dia: 6.5cm  
 CTN QTY 12 ✦



SAUCER  
**ILYPESS1** 11.8cm 4½"  
 CTN QTY 12 ✦  
 (Fits ILYPCEB91)





CHURCHILL® super vitrified

**INKED®**  
COLLECTION

ELEMENTS

Elements takes its inspiration from the close link between ceramic clay and the natural earth that formed it. Finished in a semi-matte glaze, Elements features a rustic radial pattern and texture.

Crafted by Nature



Fern



COUPE PLATE  
HEFEEV111 28.8cm 11¼"  
CTN QTY 12



COUPE PLATE  
HEFEEV101 26cm 10¼"  
CTN QTY 12



COUPE PLATE  
HEFEVP81 21.7cm 8½"  
CTN QTY 12  
HEFEVP61 16.5cm 6½"  
CTN QTY 12



COUPE BOWL  
HEFEVB91 24.8cm 9¾"  
113.6cl 40oz  
CTN QTY 12  
HEFEVB71 18.2cm 7¼"  
42.6cl 15oz  
CTN QTY 12



CHEFS' WALLED PLATE  
HEFEWP261 26cm 10¼"  
H: 2cm  
CTN QTY 6



CHEFS' WALLED PLATE  
HEFEWP211 21cm 8¼"  
H: 2cm  
CTN QTY 6  
HEFEWP161 15.7cm 6¼"  
H: 2cm  
CTN QTY 6



CHEFS' OBLONG PLATE No.4  
HEFEXO141 35.5 x 18.9cm  
13¾" x 7½"  
CTN QTY 6



CHEFS' OBLONG PLATE No.3  
HEFEXO111 29.8 x 15.3cm  
11¾" x 6"  
CTN QTY 12



TASTING TRAY  
HEFEOF331 32.3 x 10.5cm  
12¾" x 4¼"  
CTN QTY 6



TASTING TRAY  
HEFEOF301 29.5 x 8.8cm  
11½" x 3¾"  
CTN QTY 6



TASTING TRAY  
HEFEOF231 24.7 x 8.8cm  
9¾" x 3¾"  
CTN QTY 6



CAPPUCCINO CUP  
HEFECB281 34cl 12oz  
H: 6.5cm Dia: 11cm  
CTN QTY 12



CAPPUCCINO CUP  
HEFECB201 22.7cl 8oz  
H: 5.5cm Dia: 9.5cm  
CTN QTY 12



SAUCER  
HEFECSS 1 15.6cm 6¼"  
CTN QTY 12  
(Fits HEFECB281 & HEFECB201)



ESPRESSO CUP  
HEFECB91 10cl 3.5oz  
H: 5.5cm Dia: 6.5cm  
CTN QTY 12



SAUCER  
HEFEES 1 11.8cm 4½"  
CTN QTY 12  
(Fits HEFECB91)

VELLUM®  
SEMI-MATTE GLAZE



Covered by Churchill 5 Year Edge Chip Warranty

CHURCHILL® super vitrified

**INKED®**

COLLECTION

ELEMENTS

Coast

CHURCHILL® super vitrified

**INKED®**

COLLECTION

ELEMENTS

Dune



COUPE PLATE  
HECOEV111 28.8cm 11¼"  
CTN QTY 12



COUPE PLATE  
HECOEV101 26cm 10¼"  
CTN QTY 12



COUPE PLATE  
HECOEV81 21.7cm 8½"  
CTN QTY 12  
HECOEV61 16.5cm 6½"  
CTN QTY 12



COUPE BOWL  
HECOEV91 24.8cm 9¾"  
113.6cl 40oz  
CTN QTY 12  
HECOEV71 18.2cm 7¼"  
42.6cl 15oz  
CTN QTY 12



COUPE PLATE  
HEDUEV111 28.8cm 11¼"  
CTN QTY 12



COUPE PLATE  
HEDUEV101 26cm 10¼"  
CTN QTY 12



COUPE PLATE  
HEDUEV81 21.7cm 8½"  
CTN QTY 12  
HEDUEV61 16.5cm 6½"  
CTN QTY 12



COUPE BOWL  
HEDUEV91 24.8cm 9¾"  
113.6cl 40oz  
CTN QTY 12  
HEDUEV71 18.2cm 7¼"  
42.6cl 15oz  
CTN QTY 12



CHEFS' WALLED PLATE  
HECOWP261 26cm 10¼"  
H: 2cm  
CTN QTY 6



CHEFS' WALLED PLATE  
HECOWP211 21cm 8¼"  
H: 2cm  
CTN QTY 6  
HECOWP161 15.7cm 6½"  
H: 2cm  
CTN QTY 6



CHEFS' OBLONG PLATE No.4  
HECOXO141 35.5 x 18.9cm  
13⅞" x 7⅞"  
CTN QTY 6



CHEFS' OBLONG PLATE No.3  
HECOXO111 29.8 x 15.3cm  
11¾" x 6"  
CTN QTY 12



CHEFS' WALLED PLATE  
HEDUWP261 26cm 10¼"  
H: 2cm  
CTN QTY 6



CHEFS' WALLED PLATE  
HEDUWP211 21cm 8¼"  
H: 2cm  
CTN QTY 6  
HEDUWP161 15.7cm 6½"  
H: 2cm  
CTN QTY 6



CHEFS' OBLONG PLATE No.4  
HEDUXO141 35.5 x 18.9cm  
13⅞" x 7⅞"  
CTN QTY 6



CHEFS' OBLONG PLATE No.3  
HEDUXO111 29.8 x 15.3cm  
11¾" x 6"  
CTN QTY 12



TASTING TRAY  
HECOOF331 32.3 x 10.5cm  
12¾" x 4¼"  
CTN QTY 6



TASTING TRAY  
HECOOF301 29.5 x 8.8cm  
11½" x 3⅝"  
CTN QTY 6



TASTING TRAY  
HECOOF231 24.7 x 8.8cm  
9¾" x 3⅝"  
CTN QTY 6



CAPPUCCINO CUP  
HECOCB281 34cl 12oz  
H: 6.5cm Dia: 11cm  
CTN QTY 12



TASTING TRAY  
HEDUOF331 32.3 x 10.5cm  
12¾" x 4¼"  
CTN QTY 6



TASTING TRAY  
HEDUOF301 29.5 x 8.8cm  
11½" x 3⅝"  
CTN QTY 6



TASTING TRAY  
HEDUOF231 24.7 x 8.8cm  
9¾" x 3⅝"  
CTN QTY 6



CAPPUCCINO CUP  
HEDUCB281 34cl 12oz  
H: 6.5cm Dia: 11cm  
CTN QTY 12



CAPPUCCINO CUP  
HECOCB201 22.7cl 8oz  
H: 5.5cm Dia: 9.5cm  
CTN QTY 12



SAUCER  
HECOCS1 15.6cm 6¼"  
CTN QTY 12  
(Fits HECOCB281 & HECOCB201)



ESPRESSO CUP  
HECOEB91 10cl 3.5oz  
H: 5.5cm Dia: 6.5cm  
CTN QTY 12



SAUCER  
HECOES1 11.8cm 4½"  
CTN QTY 12  
(Fits HECOCB91)



CAPPUCCINO CUP  
HEDUCB201 22.7cl 8oz  
H: 5.5cm Dia: 9.5cm  
CTN QTY 12



SAUCER  
HEDUCS1 15.6cm 6¼"  
CTN QTY 12  
(Fits HEDUCB281 & HEDUCB201)



ESPRESSO CUP  
HEDUCB91 10cl 3.5oz  
H: 5.5cm Dia: 6.5cm  
CTN QTY 12



SAUCER  
HEDUES1 11.8cm 4½"  
CTN QTY 12  
(Fits HEDUCB91)

VELLUM®  
SEMI-MATTE GLAZE



Covered by Churchill 5 Year Edge Chip Warranty

VELLUM®  
SEMI-MATTE GLAZE



Covered by Churchill 5 Year Edge Chip Warranty

CHURCHILL® super vitrified

**INKED®**  
COLLECTION

Contemporary Fluidity

NEW COLLECTION

## TIDE ACCENTS

Tide Accents is a minimal evolution of the original Tide design. Featuring the iconic fluid pattern in white, it's elevated with a bold, contemporary dash of colour, perfect for modern plating and premium dining.



### Blue



COUPE PLATE  
TDABEV101 26cm 10¼"  
CTN QTY 12



COUPE PLATE  
TDABEVP81 21.7cm 8½"  
CTN QTY 12



COUPE BOWL  
TDABEB91 24.8cm 9¾"  
113.6cl 40oz  
CTN QTY 12

### Green



COUPE PLATE  
TDAGEV101 26cm 10¼"  
CTN QTY 12



COUPE PLATE  
TDAGEVP81 21.7cm 8½"  
CTN QTY 12



COUPE BOWL  
TDAGEB91 24.8cm 9¾"  
113.6cl 40oz  
CTN QTY 12



Covered by Churchill 5 Year Edge Chip Warranty

CHURCHILL® super vitrified

**INKED®**  
COLLECTION

Contemporary Fluidity

TIDE

Contemporary and striking, the Tide design draws its inspiration from the fluid and organic shapes of coastal landscapes. The balance of white space and reactive colour means Tide is perfect for premium food presentation and modern hospitality settings.



White

NEW COLOUR



COUPE PLATE  
TDWHEV111 28.8cm 11 1/4"  
CTN QTY 12



COUPE PLATE  
TDWHEV101 26cm 10 1/4"  
CTN QTY 12



COUPE PLATE  
TDWHEVP81 21.7cm 8 3/4"  
CTN QTY 12



COUPE PLATE  
TDWHEVP61 16.5cm 6 1/2"  
CTN QTY 12



COUPE BOWL  
TDWHEVB91 24.8cm 9 3/4"  
113.6cl 40oz  
CTN QTY 12



COUPE BOWL  
TDWHEVB71 18.2cm 7 1/4"  
42.6cl 15oz  
CTN QTY 12



CHEFS' WALLED PLATE  
TDWHWP261 26cm 10 1/4"  
H: 2cm  
CTN QTY 6



CHEFS' WALLED PLATE  
TDWHWP211 21cm 8 1/4"  
H: 2cm  
CTN QTY 6

NEW SHAPE



OPAL ORGANIC BOWL  
TDWHOB091 25cm 9 7/8"  
H: 6cm 80cl 28oz  
CTN QTY 12



OPAL ORGANIC BOWL  
TDWHOB071 20cm 7 7/8"  
H: 5.3cm 34cl 12oz  
CTN QTY 12



OPAL ORGANIC OBLONG  
TDWHOO351 35 x 18.5cm  
13 1/4 x 7 1/2"  
CTN QTY 6

NEW SHAPE



OPAL ORGANIC OBLONG  
TDWHOO301 30 x 15cm  
11 3/4 x 5 7/8"  
CTN QTY 12

NEW SHAPE



OPAL ORGANIC OBLONG  
TDWHOO261 26 x 15cm  
10 1/4" x 5 7/8"  
CTN QTY 12

NEW SHAPE



OPAL ORGANIC OBLONG  
TDWHOO221 22 x 13cm  
8 3/4 x 5 1/4"  
CTN QTY 12



Covered by Churchill 5 Year Edge Chip Warranty



COUPE PLATE  
**TDBKEV111** 28.8cm 11¼"  
 CTN QTY 12  
**TDBKEV101** 26cm 10¼"  
 CTN QTY 12



COUPE PLATE  
**TDBKEVP81** 21.7cm 8½"  
 CTN QTY 12  
**TDBKEVP61** 16.5cm 6½"  
 CTN QTY 12



COUPE BOWL  
**TDBKEVB91** 24.8cm 9¾"  
 113.6cl 40oz  
 CTN QTY 12  
**TDBKEVB71** 18.2cm 7¼"  
 42.6cl 15oz  
 CTN QTY 12



NATURAL ORGANIC  
 COUPE BOWL  
**TDBKPB251** 25cm 9¾"  
 H: 5cm 150cl 53oz  
 CTN QTY 6



NATURAL ORGANIC  
 COUPE BOWL  
**TDBKPB221** 22cm 8½"  
 H: 5cm 74cl 26oz  
 CTN QTY 6



NATURAL ORGANIC  
 PLATTER  
**TDBKPLA31** 26 x 20cm  
 10¼ x 7¾"  
 CTN QTY 6



NATURAL ORGANIC  
 PLATTER  
**TDBKPLA21** 26 x 15cm  
 10¼ x 5¾"  
 CTN QTY 6



NATURAL ORGANIC  
 PLATTER  
**TDBKPLA11** 22 x 13cm  
 8½ x 5¼"  
 CTN QTY 6



CHEFS' ORGANIC  
 WALLED PLATE  
**TDBKOWZ61** 25.5cm 10"  
 H: 2cm  
 CTN QTY 6  
**TDBKOW211** 21cm 8¼"  
 H: 2cm  
 CTN QTY 6



ORGANIC  
 WALLED BOWL  
**TDBKWOB21** 23cm 9"  
 H: 4.5cm 118cl 42oz  
 CTN QTY 6  
**TDBKWOB11** 20cm 7½"  
 H: 4.5cm 87cl 31oz  
 CTN QTY 6



CHEFS' TRIANGLE PLATE  
**TDBKTC261** 26.5 x 20.5cm  
 10½" x 8"  
 CTN QTY 12



CHEFS' WALLED  
 OBLONG PLATE  
**TDBKWO341** 35 x 18.5cm  
 13¾" x 7¼" H: 2cm  
 CTN QTY 6



CHEFS' WALLED  
 OBLONG PLATE  
**TDBKWO291** 30 x 15.4cm  
 11¾" x 6" H: 2cm  
 CTN QTY 6



CHEFS' GEO PLATE  
**TDBKGE351** 35 x 18.5cm  
 13¾" x 7¼"  
 CTN QTY 6  
**TDBKGE301** 30 x 15.5cm  
 11¾" x 6¼"  
 CTN QTY 12



TASTING TRAY  
**TDBKOF331** 32.3 x 10.5cm  
 12¾" x 4¼"  
 CTN QTY 6



TASTING TRAY  
**TDBKOF301** 29.5 x 8.8cm  
 11½" x 3¾"  
 CTN QTY 6



TASTING TRAY  
**TDBKOF231** 24.7 x 8.8cm  
 9¾" x 3¾"  
 CTN QTY 6



SNACK BOWL  
**TDBKBS141** 13cm 5¼"  
 40cl 14oz H: 6.5cm  
 CTN QTY 12



CHIP MUG  
**TDBKBS141** 10cm 3¾"  
 29cl 11oz H: 8cm  
 CTN QTY 12



DEEP BOWL  
**TDBKSD1** 10.2cm 4"  
 24cl 8.4oz H: 6cm  
 CTN QTY 12



SHALLOW BOWL  
**TDBKBSB91** 13cm 5½"  
 26cl 9oz H: 4.5cm  
 CTN QTY 12



SHALLOW BOWL  
**TDBKBSB61** 11.6cm 4½"  
 20cl 7oz H: 4cm  
 CTN QTY 12



DIP POT  
**TDBKBSD41** 8.5cm 3¾"  
 11cl 4oz H: 5cm  
 CTN QTY 12



DIP POT  
**TDBKBSD21** 7cm 2¾"  
 6cl 2oz H: 4cm  
 CTN QTY 12



CAPPUCCINO CUP  
**TDBKCB281** 34cl 12oz  
 H: 6.5cm Dia: 11cm  
 CTN QTY 12



CAPPUCCINO CUP  
**TDBKCB201** 22.7cl 8oz  
 H: 5.5cm Dia: 9.5cm  
 CTN QTY 12



SAUCER  
**TDBKCSS1** 15.6cm 6¼"  
 CTN QTY 12  
 (Fits TDBKCB281 & TDBKCB201)



ESPRESSO CUP  
**TDBKCEB91** 10cl 3.5oz  
 H: 5.5cm Dia: 6.5cm  
 CTN QTY 12



SAUCER  
**TDBKCSS1** 11.8cm 4½"  
 CTN QTY 12  
 (Fits TDBKCEB91)



Due to the nature of the once fired manufacturing process, the Envisage collection has a polished biscuit foot. Look for this Logo to signify a once fired piece

**ENVISAGE®**  
 COLLECTION



COUPE PLATE  
**TDGDEV111** 28.8cm 11¼"  
 CTN QTY 12  
**TDGDEV101** 26cm 10¼"  
 CTN QTY 12



COUPE PLATE  
**TDGDEVP81** 21.7cm 8½"  
 CTN QTY 12  
**TDGDEVP61** 16.5cm 6½"  
 CTN QTY 12



COUPE BOWL  
**TDGDEV891** 24.8cm 9¾"  
 113.6cl 40oz  
 CTN QTY 12  
**TDGDEV871** 18.2cm 7¼"  
 42.6cl 15oz  
 CTN QTY 12



NATURAL ORGANIC  
 COUPE BOWL  
**TDGDP8251** 25cm 9¾"  
 H: 5cm 150cl 53oz  
 CTN QTY 6



NATURAL ORGANIC  
 COUPE BOWL  
**TDGDP8221** 22cm 8½"  
 H: 5cm 74cl 26oz  
 CTN QTY 6



NATURAL ORGANIC  
 PLATTER  
**TDGDPLA31** 26 x 20cm  
 10¼ x 7¾"  
 CTN QTY 6



NATURAL ORGANIC  
 PLATTER  
**TDGDPLA21** 26 x 15cm  
 10¼ x 5¾"  
 CTN QTY 6



NATURAL ORGANIC  
 PLATTER  
**TDGDPLA11** 22 x 13cm  
 8½ x 5¼"  
 CTN QTY 6



CHEFS' ORGANIC  
 WALLED PLATE  
**TDGDOW261** 25.5cm 10"  
 H: 2cm  
 CTN QTY 6  
**TDGDOW211** 21cm 8¼"  
 H: 2cm  
 CTN QTY 6



ORGANIC  
 WALLED BOWL  
**TDGDWOB21** 23cm 9"  
 H: 4.5cm 118cl 42oz  
 CTN QTY 6  
**TDGDWOB11** 20cm 7¾"  
 H: 4.5cm 87cl 31oz  
 CTN QTY 6



CHEFS' TRIANGLE PLATE  
**TDGDTIC261** 26.5 x 20.5cm  
 10½" x 8"  
 CTN QTY 12



CHEFS' WALLED  
 OBLONG PLATE  
**TDGDWO341** 35 x 18.5cm  
 13¾" x 7¼"  
 H: 2cm  
 CTN QTY 6



CHEFS' WALLED  
 OBLONG PLATE  
**TDGDWO291** 30 x 15.4cm  
 11¾" x 6"  
 H: 2cm  
 CTN QTY 6



CHEFS' GEO PLATE  
**TDGDGE351** 35 x 18.5cm  
 13¾" x 7¼"  
 CTN QTY 6  
**TDGDGE301** 30 x 15.5cm  
 11¾" x 6¼"  
 CTN QTY 12



TASTING TRAY  
**TDGDOPF331** 32.3 x 10.5cm  
 12¾" x 4¼"  
 CTN QTY 6



TASTING TRAY  
**TDGDOPF301** 29.5 x 8.8cm  
 11½" x 3¾"  
 CTN QTY 6



TASTING TRAY  
**TDGDOPF231** 24.7 x 8.8cm  
 9¾" x 3¾"  
 CTN QTY 6



SNACK BOWL  
**TDGDBS141** 13cm 5¼"  
 40cl 14oz H: 6.5cm  
 CTN QTY 12



CHIP MUG  
**TDGDBSCM1** 10cm 3¾"  
 29cl 11oz H: 8cm  
 CTN QTY 12



DEEP BOWL  
**TDGDBSD11** 10.2cm 4"  
 24cl 8.4oz H: 6cm  
 CTN QTY 12



SHALLOW BOWL  
**TDGDBSB91** 13cm 5¼"  
 26cl 9oz H: 4.5cm  
 CTN QTY 12



SHALLOW BOWL  
**TDGDBSB61** 11.6cm 4½"  
 20cl 7oz H: 4cm  
 CTN QTY 12



DIP POT  
**TDGDBSD41** 8.5cm 3¾"  
 11cl 4oz H: 5cm  
 CTN QTY 12



DIP POT  
**TDGDBSD21** 7cm 2¾"  
 6cl 2oz H: 4cm  
 CTN QTY 12



CAPPUCCINO CUP  
**TDGDCB281** 34cl 12oz  
 H: 6.5cm Dia: 11cm  
 CTN QTY 12



CAPPUCCINO CUP  
**TDGDCB201** 22.7cl 8oz  
 H: 5.5cm Dia: 9.5cm  
 CTN QTY 12



SAUCER  
**TDGDCSS1** 15.6cm 6¼"  
 CTN QTY 12  
 (Fits TDGDCB281 & TDGDCB201)



ESPRESSO CUP  
**TDGDCEB91** 10cl 3.5oz  
 H: 5.5cm Dia: 6.5cm  
 CTN QTY 12



SAUCER  
**TDGDESS1** 11.8cm 4½"  
 CTN QTY 12  
 (Fits TDGDCEB91)



Due to the nature of the once fired manufacturing process, the Envisage collection has a polished biscuit foot. Look for this Logo to signify a once fired piece

**ENVISAGE®**  
 COLLECTION



CHURCHILL<sup>®</sup> super vitrified

**INKED<sup>®</sup>**  
COLLECTION

ERA

The Era design creates a retro vibe, with its radial print that takes inspiration from the Mod subculture of the 1950s and 1960s. An ideal platform for food, the Era pattern perfectly frames a chef's creative composition.

Retro-Inspired Vibes



White

NEW COLOUR



COUPE PLATE  
ERAWEV111 28.8cm 11 1/4"  
CTN QTY 12



COUPE PLATE  
ERAWEV101 26cm 10 1/4"  
CTN QTY 12



COUPE PLATE  
ERAWVP81 21.7cm 8 5/8"  
CTN QTY 12



COUPE PLATE  
ERAWVP61 16.5cm 6 1/2"  
CTN QTY 12



COUPE BOWL  
ERAWVB91 24.8cm 9 3/4"  
113.6cl 40oz  
CTN QTY 12



COUPE BOWL  
ERAWVB71 18.2cm 7 1/4"  
42.6cl 15oz  
CTN QTY 12



CHEFS' WALLED PLATE  
ERAWWP261 26cm 10 1/4"  
H: 2cm  
CTN QTY 6



CHEFS' WALLED PLATE  
ERAWWP211 21cm 8 1/4"  
H: 2cm  
CTN QTY 6



PROFILE PLATE  
ERAWVP581 27.6cm 10 7/8"  
CTN QTY 12



PROFILE PLATE  
ERAWVP81 21cm 8 1/4"  
CTN QTY 12



PROFILE PLATE  
ERAWVP651 17cm 6 5/8"  
CTN QTY 12



WIDE RIM BOWL  
ERAWVWB1 28cm 11"  
46.8cl 16.5oz  
CTN QTY 12



WIDE RIM BOWL  
ERAWVWB1 24cm 9 1/2"  
28.4cl 10oz  
CTN QTY 12



Covered by Churchill 5 Year Edge Chip Warranty

NEW ADDITIONS

Blue



**COUPE PLATE**  
**ERABEV111** 28.8cm 11¼"  
 CTN QTY 12 ✚  
**ERABEV101** 26cm 10¼"  
 CTN QTY 12 ✚



**COUPE PLATE**  
**ERABEV81** 21.7cm 8½"  
 CTN QTY 12 ✚  
**ERABEV61** 16.5cm 6½"  
 CTN QTY 12 ✚



**COUPE BOWL**  
**ERABEV81** 24.8cm 9¾"  
 113.6cl 40oz  
 CTN QTY 12 ✚  
**ERABEV71** 18.2cm 7¼"  
 42.6cl 15oz  
 CTN QTY 12 ✚



**CHEFS' WALLED PLATE**  
**ERABWP261** 26cm 10¼"  
 H: 2cm  
 CTN QTY 6 ✚  
**ERABWP211** 21cm 8¼"  
 H: 2cm  
 CTN QTY 6 ✚

NEW



**SNACK BOWL**  
**ERABBS141** 13cm 5¼"  
 40cl 14oz H: 6.5cm  
 CTN QTY 12

NEW



**SHALLOW BOWL**  
**ERABBS81** 13cm 5¼"  
 26cl 9oz H: 4.5cm  
 CTN QTY 12

NEW



**SHALLOW BOWL**  
**ERABBS61** 11.6cm 4½"  
 20cl 7oz H: 4cm  
 CTN QTY 12

NEW



**CHIP MUG**  
**ERABSCM1** 10cm 3⅞"  
 29cl 11oz H: 8cm  
 CTN QTY 12

NEW



**DEEP BOWL**  
**ERABBSDB1** 10.2cm 4"  
 24cl 8.4oz H: 6cm  
 CTN QTY 12

NEW



**DIP POT**  
**ERABBSD41** 8.5cm 3⅜"  
 11cl 4oz H: 5cm  
 CTN QTY 12

NEW



**DIP POT**  
**ERABBSD21** 7cm 2⅞"  
 6cl 2oz H: 4cm  
 CTN QTY 12

NEW



**CAPPUCCINO CUP**  
**ERABCB281** 34cl 12oz  
 H: 6.5cm Dia: 11cm  
 CTN QTY 12 ✚

NEW



**CAPPUCCINO CUP**  
**ERABCB201** 22.7cl 8oz  
 H: 5.5cm Dia: 9.5cm  
 CTN QTY 12 ✚

NEW



**SAUCER**  
**ERABCS1** 15.6cm 6¼"  
 CTN QTY 12 ✚  
 (Fits ERABCB281 & ERABCB201)

NEW



**ESPRESSO CUP**  
**ERABCEB91** 10cl 3.5oz  
 H: 5.5cm Dia: 6.5cm  
 CTN QTY 12 ✚

NEW



**SAUCER**  
**ERABES1** 11.8cm 4¼"  
 CTN QTY 12 ✚  
 (Fits ERABCEB91)





COUPE PLATE  
**ERAGEV111** 28.8cm 11¼"  
 CTN QTY 12



COUPE PLATE  
**ERAGEV101** 26cm 10¼"  
 CTN QTY 12



COUPE PLATE  
**ERAGEVP81** 21.7cm 8½"  
 CTN QTY 12



COUPE PLATE  
**ERAGEVP61** 16.5cm 6½"  
 CTN QTY 12



LARGE COUPE BOWL  
**ERAGPLC21** 31cm 12"  
 240cl 84.5oz  
 CTN QTY 6



COUPE BOWL  
**ERAGEV891** 24.8cm 9¾"  
 113.6cl 40oz  
 CTN QTY 12



COUPE BOWL  
**ERAGEV871** 18.2cm 7¼"  
 42.6cl 15oz  
 CTN QTY 12



CHEFS' WALLED PLATE  
**ERAGWP261** 26cm 10¼"  
 H: 2cm  
 CTN QTY 6



CHEFS' WALLED PLATE  
**ERAGWP211** 21cm 8¼"  
 H: 2cm  
 CTN QTY 6



CHEFS' WALLED PLATE  
**ERAGWP161** 15.7cm 6¼"  
 H: 2cm  
 CTN QTY 6



PROFILE PLATE  
**ERAGVP581** 27.6cm 10¾"  
 CTN QTY 12



PROFILE PLATE  
**ERAGVP81** 21cm 8¼"  
 CTN QTY 12



PROFILE PLATE  
**ERAGVP651** 17cm 6¾"  
 CTN QTY 12



WIDE RIM BOWL  
**ERAGVWBL1** 28cm 11"  
 46.8cl 16.5oz  
 CTN QTY 12



WIDE RIM BOWL  
**ERAGVWBM1** 24cm 9½"  
 28.4cl 10oz  
 CTN QTY 12



CHEFS' OBLONG PLATE No.4  
**ERAGXO141** 35.5 x 18.9cm  
 13¾" x 7¾"  
 CTN QTY 6



CHEFS' OBLONG PLATE No.3  
**ERAGXO111** 29.8 x 15.3cm  
 11¾" x 6"  
 CTN QTY 12



TASTING TRAY  
**ERAGOF331** 32.3 x 10.5cm  
 12¾" x 4¼"  
 CTN QTY 6



TASTING TRAY  
**ERAGOF301** 29.5 x 8.8cm  
 11½" x 3¾"  
 CTN QTY 6



TASTING TRAY  
**ERAGOF231** 24.7 x 8.8cm  
 9¾" x 3¾"  
 CTN QTY 6

NEW



SNACK BOWL  
**ERAGBS141** 13cm 5¼"  
 40cl 14oz H: 6.5cm  
 CTN QTY 12

NEW



SHALLOW BOWL  
**ERAGBS891** 13cm 5¼"  
 26cl 9oz H: 4.5cm  
 CTN QTY 12

NEW



SHALLOW BOWL  
**ERAGBS861** 11.6cm 4½"  
 20cl 7oz H: 4cm  
 CTN QTY 12

NEW



CHIP MUG  
**ERAGBSCM1** 10cm 3¾"  
 29cl 11oz H: 8cm  
 CTN QTY 12

NEW



DEEP BOWL  
**ERAGBSD1** 10.2cm 4"  
 24cl 8.4oz H: 6cm  
 CTN QTY 12

NEW



DIP POT  
**ERAGBSD41** 8.5cm 3¾"  
 11cl 4oz H: 5cm  
 CTN QTY 12

NEW



DIP POT  
**ERAGBSD21** 7cm 2½"  
 6cl 2oz H: 4cm  
 CTN QTY 12



CAPPUCCINO CUP  
**ERAGCB281** 34cl 12oz  
 H: 6.5cm Dia: 11cm  
 CTN QTY 12



CAPPUCCINO CUP  
**ERAGCB201** 22.7cl 8oz  
 H: 5.5cm Dia: 9.5cm  
 CTN QTY 12



SAUCER  
**ERAGCS1** 15.6cm 6¼"  
 CTN QTY 12  
 (Fits ERAGCB281 & ERAGCB201)



ESPRESSO CUP  
**ERAGCEB91** 10cl 3.5oz  
 H: 5.5cm Dia: 6.5cm  
 CTN QTY 12



SAUCER  
**ERAGSS1** 11.8cm 4½"  
 CTN QTY 12  
 (Fits ERAGCEB91)



CHURCHILL® super vitrified

**INKED®**  
COLLECTION

Flowing Texture

DELTA

Taking inspiration from pathways carved by water, Delta features subtle texture and colour, ensuring the cuisine takes centre stage. In-glaze decoration offers added durability making it perfect for busy kitchens, whilst the semi-matte finish gives a contemporary feel.



Grey



COUPE PLATE  
**DELGEV111** 28.8cm 11¼"  
CTN QTY 12 ✚  
**DELGEV101** 26cm 10¼"  
CTN QTY 12 ✚



COUPE PLATE  
**DELGEVP81** 21.7cm 8½"  
CTN QTY 12 ✚



COUPE PLATE  
**DELGEVP61** 16.5cm 6½"  
CTN QTY 12 ✚



COUPE BOWL  
**DELGEVB91** 24.8cm 9¾"  
113.6cl 40oz  
CTN QTY 12 ✚  
**DELGEVB71** 18.2cm 7¼"  
42.6cl 15oz  
CTN QTY 12 ✚



CHEFS' WALLED PLATE  
**DELGWP261** 26cm 10¼"  
H: 2cm  
CTN QTY 6 ✚  
**DELGWP211** 21cm 8¼"  
H: 2cm  
CTN QTY 6 ✚



CHEFS' WALLED PLATE  
**DELGWP161** 15.7cm 6¼"  
H: 2cm  
CTN QTY 6 ✚



PROFILE PLATE  
**DELGVP581** 27.6cm 10¾"  
CTN QTY 12 ✚  
**DELGVP81** 21cm 8¼"  
CTN QTY 12 ✚  
**DELGVP651** 17cm 6¾"  
CTN QTY 12 ✚



WIDE RIM BOWL  
**DELGVWB11** 28cm 11"  
46.8cl 16.5oz  
CTN QTY 12 ✚  
**DELGVWBM1** 24cm 9½"  
28.4cl 10oz  
CTN QTY 12 ✚



CHEFS' OBLONG PLATE No.4  
**DELGXO141** 35.5 x 18.9cm  
13¾" x 7½"  
CTN QTY 6 ✚  
CHEFS' OBLONG PLATE No.3  
**DELGXO111** 29.8 x 15.3cm  
11¾" x 6"  
CTN QTY 12 ✚



TASTING TRAY  
**DELGOF331** 32.3 x 10.5cm  
12¾" x 4¼"  
CTN QTY 6



TASTING TRAY  
**DELGOF301** 29.5 x 8.8cm  
11½" x 3¾"  
CTN QTY 6



TASTING TRAY  
**DELGOF231** 24.7 x 8.8cm  
9¾" x 3¾"  
CTN QTY 6



CAPPUCCINO CUP  
**DELGCB281** 34cl 12oz  
H: 6.5cm Dia: 11cm  
CTN QTY 12 ✚  
**DELGCB201** 22.7cl 8oz  
H: 5.5cm Dia: 9.5cm  
CTN QTY 12 ✚



SAUCER  
**DELGCS1** 15.6cm 6¼"  
CTN QTY 12 ✚  
(Fits DELGCB281 & DELGCB201)



ESPRESSO CUP  
**DELGCEB91** 10cl 3.5oz  
H: 5.5cm Dia: 6.5cm  
CTN QTY 12 ✚



SAUCER  
**DELGSS1** 11.8cm 4½"  
CTN QTY 12 ✚  
(Fits DELGCEB91)

VELLUM®  
SEMI-MATTE GLAZE

✚ Covered by Churchill 5 Year Edge Chip Warranty



NEW COLLECTION

CHURCHILL® super vitrified

INKED®  
COLLECTION

CASCADE

The captivating Cascade pattern radiates outward from a central point, naturally framing the plate to enhance food presentation. Part of the Inked collection, Cascade pairs with other printed designs to create a dynamic and expressive tabletop.

Radial Design



Indigo



COUPE PLATE  
ECAIEV111 28.8cm 11 1/2"  
CTN QTY 12



COUPE PLATE  
ECAIEV101 26cm 10 1/4"  
CTN QTY 12



COUPE PLATE  
ECAIEVP81 21.7cm 8 5/8"  
CTN QTY 12



COUPE PLATE  
ECAIEVP61 16.5cm 6 1/2"  
CTN QTY 12



COUPE BOWL  
ECAIEVB91 24.8cm 9 3/4"  
113.6cl 40oz  
CTN QTY 12



COUPE BOWL  
ECAIEVB71 18.2cm 7 1/4"  
42.6cl 15oz  
CTN QTY 12



NATURAL ORGANIC  
DEEP BOWL  
ECAIPWB21 25cm 9 3/4"  
H: 4.5cm 11.6cl 41oz  
CTN QTY 6



NATURAL ORGANIC  
DEEP BOWL  
ECAIPWB11 21.5cm 8 1/2"  
H: 4.5cm 77cl 27oz  
CTN QTY 6



NATURAL ORGANIC  
PLATTER  
ECAIPLA31 26 x 20cm  
10 1/4" x 7 7/8"  
CTN QTY 6



NATURAL ORGANIC  
PLATTER  
ECAIPLA21 26 x 15cm  
10 1/4" x 5 7/8"  
CTN QTY 6



NATURAL ORGANIC  
PLATTER  
ECAIPLA11 22 x 13cm  
8 3/4" x 5 1/4"  
CTN QTY 6



NEW SHAPE  
OPAL ORGANIC  
OBLONG  
ECAIOO351 35 x 18.5cm  
13 3/4" x 7 1/4"  
CTN QTY 6



NEW SHAPE  
OPAL ORGANIC  
OBLONG  
ECAIOO301 30 x 15cm  
11 3/4" x 5 7/8"  
CTN QTY 12



NEW SHAPE  
OPAL ORGANIC  
OBLONG  
ECAIOO261 26 x 15cm  
10 1/4" x 5 7/8"  
CTN QTY 12



NEW SHAPE  
OPAL ORGANIC  
OBLONG  
ECAIOO221 22 x 13cm  
8 3/4" x 5 1/4"  
CTN QTY 12

Due to the nature of the once fired manufacturing process, the Envisage collection has a polished biscuit foot. Look for this Logo to signify a once fired piece

ENVISAGE®  
COLLECTION



Covered by Churchill 5 Year Edge Chip Warranty



COUPE PLATE  
 ECATEV111 28.8cm 11¼"  
 CTN QTY 12



COUPE PLATE  
 ECATEV101 26cm 10¼"  
 CTN QTY 12



COUPE PLATE  
 ECATEV81 21.7cm 8½"  
 CTN QTY 12



COUPE PLATE  
 ECATEV61 16.5cm 6½"  
 CTN QTY 12



NATURAL ORGANIC PLATE  
 ECABP0261 25.5cm 10"  
 CTN QTY 6



NATURAL ORGANIC PLATE  
 ECABP0221 21.5cm 8½"  
 CTN QTY 6



NATURAL ORGANIC PLATE  
 ECABP0171 16.5cm 6½"  
 CTN QTY 6



NATURAL ORGANIC COUPE BOWL  
 ECABP8251 25cm 9¾"  
 H: 5cm 150cl 53oz  
 CTN QTY 6



COUPE BOWL  
 ECATEV891 24.8cm 9¾"  
 113.6cl 40oz  
 CTN QTY 12



COUPE BOWL  
 ECATEV871 18.2cm 7¼"  
 42.6cl 15oz  
 CTN QTY 12



NATURAL ORGANIC DEEP BOWL  
 ECATPW821 25cm 9¾"  
 H: 4.5cm 116cl 41oz  
 CTN QTY 6



NATURAL ORGANIC DEEP BOWL  
 ECATPW811 21.5cm 8½"  
 H: 4.5cm 77cl 27oz  
 CTN QTY 6



NATURAL ORGANIC COUPE BOWL  
 ECABP8221 22cm 8¾" H:  
 5cm 74cl 26oz  
 CTN QTY 6



NATURAL ORGANIC DEEP BOWL  
 ECABPW821 25cm 9¾"  
 H: 4.5cm 116cl 41oz  
 CTN QTY 6



NATURAL ORGANIC DEEP BOWL  
 ECABPW811 21.5cm 8½"  
 H: 4.5cm 77cl 27oz  
 CTN QTY 6



NATURAL ORGANIC PLATTER  
 ECABPLA31 26 x 20cm  
 10¼" x 7¾"  
 CTN QTY 6



NATURAL ORGANIC PLATTER  
 ECATPLA31 26 x 20cm  
 10¼" x 7¾"  
 CTN QTY 6



NATURAL ORGANIC PLATTER  
 ECATPLA21 26 x 15cm  
 10¼" x 5¾"  
 CTN QTY 6



NATURAL ORGANIC PLATTER  
 ECATPLA11 22 x 13cm  
 8¾" x 5¼"  
 CTN QTY 6



OPAL ORGANIC OBLONG  
 ECATOO351 35 x 18.5cm  
 13¾ x 7¼"  
 CTN QTY 6



NATURAL ORGANIC PLATTER  
 ECABPLA21 26 x 15cm  
 10¼" x 5¾"  
 CTN QTY 6



NATURAL ORGANIC PLATTER  
 ECABPLA11 22 x 13cm  
 8¾" x 5¼"  
 CTN QTY 6

NEW SHAPE



OPAL ORGANIC OBLONG  
 ECATOO301 30 x 15cm  
 11¾ x 5¾"  
 CTN QTY 12

NEW SHAPE



OPAL ORGANIC OBLONG  
 ECATOO261 26 x 15cm  
 10¼" x 5¾"  
 CTN QTY 12

NEW SHAPE



OPAL ORGANIC OBLONG  
 ECATOO221 22 x 13cm  
 8¾" x 5¼"  
 CTN QTY 12

NEW SHAPE



Covered by Churchill 5 Year Edge Chip Warranty

Due to the nature of the once fired manufacturing process, the Envisage collection has a polished biscuit foot. Look for this Logo to signify a once fired piece

ENVISAGE®  
 COLLECTION

CHURCHILL<sup>®</sup> super vitrified

**INKED<sup>®</sup>**  
COLLECTION

Organic Simplicity

**EROSION**

Erosion is an exploration of shape design and pattern, achieved through pioneering technology. The Erosion design features a worn textured pattern, reminiscent of natural landscapes and ideal for the presentation of fresh ingredients.



Sand



NATURAL ORGANIC PLATE  
**EROSPO261** 25.5cm 10"  
CTN QTY 6



NATURAL ORGANIC PLATE  
**EROSPO221** 21.5cm 8½"  
CTN QTY 6



NATURAL ORGANIC PLATE  
**EROSPO171** 16.5cm 6½"  
CTN QTY 6



NATURAL ORGANIC COUPE BOWL  
**EROSPB251** 25cm 9¾"  
H: 5cm 150cl 53oz  
CTN QTY 6



NATURAL ORGANIC COUPE BOWL  
**EROSPB221** 22cm 8¾"  
H: 5cm 74cl 26oz  
CTN QTY 6



NATURAL ORGANIC DEEP BOWL  
**EROSPB21** 25cm 9¾"  
H: 4.5cm 116cl 41oz  
CTN QTY 6



NATURAL ORGANIC DEEP BOWL  
**EROSPB11** 21.5cm 8½"  
H: 4.5cm 77cl 27oz  
CTN QTY 6



NATURAL ORGANIC PLATTER  
**EROSPLA31** 26 x 20cm  
10¼" x 7¾"  
CTN QTY 6



NATURAL ORGANIC PLATTER  
**EROSPLA21** 26 x 15cm  
10¼" x 5¾"  
CTN QTY 6



NATURAL ORGANIC PLATTER  
**EROSPLA11** 22 x 13cm  
8¾" x 5¼"  
CTN QTY 6

Due to the nature of the once fired manufacturing process, the Envisage collection has a polished biscuit foot. Look for this Logo to signify a once fired piece

**ENVISAGE<sup>®</sup>**  
COLLECTION



Covered by Churchill 5 Year Edge Chip Warranty

CHURCHILL® super vitrified

# NATURAL

An exploration of shape design, the collection is achieved through pioneering manufacturing processes that have been developed as part of Churchill's ethos to envision and build a better future. Natural unifies visionary thinking, adaptability and innovative spirit.

Organic Simplicity



## White



NATURAL ORGANIC PLATE  
WH PO261 25.5cm 10"  
CTN QTY 6



NATURAL ORGANIC PLATE  
WH PO221 21.5cm 8½"  
CTN QTY 6



NATURAL ORGANIC PLATE  
WH PO171 16.5cm 6½"  
CTN QTY 6



NATURAL ORGANIC COUPE BOWL  
WH PB251 25cm 9¾"  
H: 5cm 150cl 53oz  
CTN QTY 6



NATURAL ORGANIC COUPE BOWL  
WH PB221 22cm 8¾"  
H: 5cm 74cl 26oz  
CTN QTY 6



NATURAL ORGANIC DEEP BOWL  
WH PWB21 25cm 9¾"  
H: 4.5cm 116cl 41oz  
CTN QTY 6



NATURAL ORGANIC DEEP BOWL  
WH PWB11 21.5cm 8½"  
H: 4.5cm 77cl 27oz  
CTN QTY 6



NATURAL ORGANIC PLATTER  
WH PLA31 26 x 20cm  
10¼" x 7¾"  
CTN QTY 6



NATURAL ORGANIC PLATTER  
WH PLA21 26 x 15cm  
10¼" x 5¾"  
CTN QTY 6



NATURAL ORGANIC PLATTER  
WH PLA11 22 x 13cm  
8¾" x 5¼"  
CTN QTY 6

Due to the nature of the once fired manufacturing process, the Envisage collection has a polished biscuit foot. Look for this Logo to signify a once fired piece

**ENVISAGE**®  
COLLECTION



Covered by Churchill 5 Year Edge Chip Warranty

CHURCHILL® super vitrified

## MED TILES

# VINTAGE PRINTS

The Med Tiles design is an impression of the antique Moorish tiles found in the Mediterranean cities of Spain, Portugal and North Africa. Inspired by the vast heritage behind these patterns, the design features a worn and aged look.

Eclectic Mediterranean Pattern



## Aquamarine



COUPE PLATE  
MTAQEV111 28.8cm 11¼"  
CTN QTY 12



COUPE PLATE  
MTAQEV101 26cm 10¼"  
CTN QTY 12




COUPE PLATE  
MTAQEVP81 21.7cm 8½"  
CTN QTY 12



COUPE PLATE  
MTAQEVP61 16.5cm 6½"  
CTN QTY 12



COUPE BOWL  
MTAQEV891 24.8cm 9¾"  
113.6cl 40oz  
CTN QTY 12



COUPE BOWL  
MTAQEV871 18.2cm 7¼"  
42.6cl 15oz  
CTN QTY 12



CHEFS' WALLED PLATE  
MTAQWPF261 26cm 10¼"  
H: 2cm  
CTN QTY 6



CHEFS' WALLED PLATE  
MTAQWPF211 21cm 8¼"  
H: 2cm  
CTN QTY 6



DEEP COUPE PLATE  
MTAQPD271 28.1cm 11"  
H: 3.7cm  
CTN QTY 12



DEEP COUPE PLATE  
MTAQPD251 25.5cm 10"  
H: 3.5cm  
CTN QTY 12



ROUND DISH  
MTAQID7 1 18.5 x 16.8cm  
7¼" x 6¾" 35.8cl 12.6oz  
CTN QTY 12



ROUND DISH  
MTAQID6 1 16 x 14.5cm  
6¼" x 5¾" 24.7cl 8.7oz  
CTN QTY 12



CHEFS' OBLONG PLATE No.4  
MTAQXO141 35.5 x 18.9cm  
13¾" x 7¾"  
CTN QTY 6



CHEFS' OBLONG PLATE No.3  
MTAQXO111 29.8 x 15.3cm  
11¾" x 6"  
CTN QTY 12



Covered by Churchill 5 Year Edge Chip Warranty

- Under glaze print finish meaning long-lasting results.


VINTAGE PRINTS MED TILES • CHURCHILL SUPER VITRIFIED 253

CHURCHILL® super vitrified


# VINTAGE PRINTS

Mix and Match Vintage


Our Vintage Prints collection includes a medley of Calico, Rose Chintz and Toile pieces, taken from traditional print in our archives. Perfect as sharing platters or to add charm to key signature dishes, the pieces can be mixed and matched so every selection is unique.



WILLOW VICTORIAN CALICO PLATE  
CAW VP111 30.5cm 12"  
CTN QTY 6



WILLOW VICTORIAN CALICO PLATE  
CAW VP581 27.6cm 10 7/8"  
CTN QTY 6




WILLOW VICTORIAN CALICO PLATE  
CAW VP61 21cm 8 1/4"  
CTN QTY 6



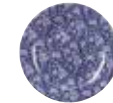
WILLOW VICTORIAN CALICO PLATE  
CAW VP651 17cm 6 5/8"  
CTN QTY 6




WILLOW VICTORIAN CALICO RIMMED BOWL  
CAW VRSB1 24.9cm 9 7/8"  
50cl 17.5oz  
CTN QTY 6



PRAGUE VICTORIAN CALICO PLATE  
CAP VP111 30.5cm 12"  
CTN QTY 6



PRAGUE VICTORIAN CALICO PLATE  
CAP VP81 21cm 8 1/4"  
CTN QTY 6



PRAGUE VICTORIAN CALICO OVAL PLATE  
CAP OP121 31.7 x 25.5cm  
12 1/2" x 10"  
CTN QTY 6



PRAGUE VICTORIAN CALICO RIMMED BOWL  
CAP VRSB1 24.9cm 9 7/8"  
50cl 17.5oz  
CTN QTY 6



PRAGUE TOILE PLATE  
TOP VP111 30.5cm 12"  
CTN QTY 6




PRAGUE TOILE PLATE  
TOP VP81 21cm 8 1/4"  
CTN QTY 6



PRAGUE TOILE PLATE  
TOP VP651 17cm 6 5/8"  
CTN QTY 6



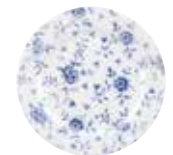
PRAGUE TOILE OVAL RIMMED DISH  
TOP RD141 36.5 x 29.3cm  
14 1/4" x 11 1/2"  
CTN QTY 6



PRAGUE TOILE DEEP COUPE PLATE  
TOP PD271 28.1cm 11"  
H: 3.7cm  
CTN QTY 12



PRAGUE TOILE DEEP COUPE PLATE  
TOP PD251 25.5cm 10"  
H: 3.5cm  
CTN QTY 12



PRAGUE ROSE CHINTZ PLATE  
RCP VP111 30.5cm 12"  
CTN QTY 6



Covered by Churchill 5 Year Edge Chip Warranty

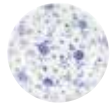
- Under glaze print finish meaning long-lasting results.

CHURCHILL® super vitrified

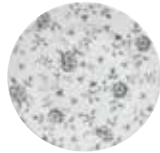
# VINTAGE PRINTS



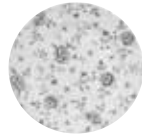
PRAGUE ROSE  
CHINTZ PLATE  
**RCP VP581** 27.6cm 10 7/8"  
CTN QTY 6



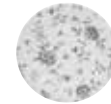
PRAGUE ROSE  
CHINTZ PLATE  
**RCP VP8 1** 21cm 8 1/4"  
CTN QTY 6




GREY ROSE  
CHINTZ PLATE  
**RCG VP111** 30.5cm 12"  
CTN QTY 6



GREY ROSE  
CHINTZ PLATE  
**RCG VP581** 27.6cm 10 7/8"  
CTN QTY 6



GREY ROSE  
CHINTZ PLATE  
**RCG VP8 1** 21cm 8 1/4"  
CTN QTY 6



GREY ROSE CHINTZ  
OVAL PLATE  
**RCG OP121** 31.7cm x 25.5cm  
12 1/2" x 10"  
CTN QTY 6



CRANBERRY ROSE  
CHINTZ PLATE  
**RCC VP111** 30.5cm 12"  
CTN QTY 6



CRANBERRY ROSE  
CHINTZ PLATE  
**RCC VP581** 27.6cm 10 7/8"  
CTN QTY 6



CRANBERRY ROSE  
CHINTZ PLATE  
**RCC VP651** 17cm 6 5/8"  
CTN QTY 6



CRANBERRY ROSE CHINTZ  
OVAL PLATE  
**RCC OP121** 31.7 x 25.5cm  
12 1/2" x 10"  
CTN QTY 6



CRANBERRY TOILE PLATE  
**TOC VP111** 30.5cm 12"  
CTN QTY 6



CRANBERRY TOILE PLATE  
**TOC VP8 1** 21cm 8 1/4"  
CTN QTY 6



CRANBERRY TOILE CHEFS  
OBLONG PLATE No.3  
**TOC XO111** 29.8cm x 15.3cm  
11 3/4" x 6"  
CTN QTY 12



BLUE WILLOW  
GEORGIAN TEACUP  
**BWL GTC71** 19.8cl 7oz  
H: 7cm Dia: 9cm  
CTN QTY 12



BLUE BRAMBLE  
GEORGIAN TEACUP  
**BBA GTC71** 19.8cl 7oz  
H: 7cm Dia: 9cm  
CTN QTY 12



CRANBERRY WILLOW  
GEORGIAN TEACUP  
**CWL GTC71** 19.8cl 7oz  
H: 7cm Dia: 9cm  
CTN QTY 12



CRANBERRY BRAMBLE  
GEORGIAN TEACUP  
**CBA GTC71** 19.8cl 7oz  
H: 7cm Dia: 9cm  
CTN QTY 12



BLUE WILLOW  
SANDRINGHAM  
TEA/COFFEE POT  
**BWL PS301** 85.2cl 30oz  
H: 17.5cm  
CTN QTY 4  
REPLACEMENT LID  
**BWL LS301**  
CTN QTY 6



BLUE WILLOW  
SANDRINGHAM  
TEA/COFFEE POT  
**BWL PS151** 42cl 15oz  
H: 14.5cm  
CTN QTY 4  
REPLACEMENT LID  
**BWL LS151**  
CTN QTY 6



BLUE WILLOW OPEN  
SANDRINGHAM  
SUGAR BOWL  
**BWL B35 1** 9cm 3 1/2"  
CTN QTY 12



SUGAR BOWL LID  
**BWL LS 1**  
CTN QTY 6



BLUE WILLOW  
GEORGIAN SAUCER  
**BWL GTS 1** 14.1cm 5 1/2"  
CTN QTY 12  
(Fits all teacups above)



BLUE BRAMBLE  
GEORGIAN SAUCER  
**BBA GTS 1** 14.1cm 5 1/2"  
CTN QTY 12  
(Fits all teacups above)



CRANBERRY WILLOW  
GEORGIAN SAUCER  
**CWL GTS 1** 14.1cm 5 1/2"  
CTN QTY 12  
(Fits all teacups above)



CRANBERRY BRAMBLE  
GEORGIAN SAUCER  
**CBA GTS 1** 14.1cm 5 1/2"  
CTN QTY 12  
(Fits all teacups above)



Covered by Churchill 5 Year Edge Chip Warranty

- Under glaze print finish meaning long-lasting results.

CHURCHILL® super vitrified

# RETRO BLUE

Simply Nostalgic

Laid-back and nostalgic, Retro Blue features a wide edge band in cobalt blue, inspired by traditional enamelware with the all the performance attributes and food safety benefits of ceramics.



Featured with Sola Durban cutlery



COUPE PLATE  
WHBBEV111 28.8cm 11¼"  
CTN QTY 12



COUPE PLATE  
WHBBEV101 26cm 10¼"  
CTN QTY 12



COUPE PLATE  
WHBBEVP81 21.7cm 8½"  
CTN QTY 12



COUPE PLATE  
WHBBEVP61 16.5cm 6½"  
CTN QTY 12



COUPE BOWL  
WHBBEV891 24.8cm 9¾"  
113.6cl 40oz  
CTN QTY 12



COUPE BOWL  
WHBBEV871 18.2cm 7¼"  
42.6cl 15oz  
CTN QTY 12



ROUND DISH  
WHBBRPDN1 13.5cm x 5cm  
5¼" x 2" 50cl 17.6oz  
CTN QTY 12



RAMEKIN  
WHBBLRKN1 9cm 3½"  
19.5cl 6.9oz  
CTN QTY 24



RAMEKIN  
WHBBSRKN1 7cm 2¾"  
9cl 3.2oz  
CTN QTY 24



CHURCHILL® super vitrified

# VELLUM™

SEMI MATTE GLAZE

Vellum is a collection of Churchill Super Vitrified shapes decorated in an innovative and durable semi-matte glaze, specially formulated to meet key British Standards for the hospitality industry. The subtle and tactile semi-matte finish offers a minimalist platform to create striking food presentation.

Tactile Minimalism



Featured with Churchill Evolve cutlery



**COUPE PLATE**  
**WHVMEV111** 28.8cm 11¼"  
 CTN QTY 12 ✚  
**WHVMEV101** 26cm 10¼"  
 CTN QTY 12 ✚



**COUPE PLATE**  
**WHVMEVP81** 21.7cm 8½"  
 CTN QTY 12 ✚  
**WHVMEVP61** 16.5cm 6½"  
 CTN QTY 12 ✚



**COUPE BOWL**  
**WHVMEVB91** 24.8cm 9¾"  
 113.6cl 40oz  
 CTN QTY 12 ✚  
**WHVMEVB71** 18.2cm 7¼"  
 42.6cl 15oz  
 CTN QTY 12 ✚



**CHEFS' WALLED PLATE**  
**WHVMWP261** 26cm 10¼"  
 H: 2cm  
 CTN QTY 6 ✚  
**WHVMWP211** 21cm 8¼"  
 H: 2cm  
 CTN QTY 6 ✚



**TRIANGLE PLATE**  
**WHVMTR101** 28.5cm 11¼"  
 CTN QTY 12 ✚  
**WHVMTR91** 24.5cm 9¾"  
 CTN QTY 12 ✚



**TRIANGLE PLATE**  
**WHVMTR71** 20.3cm 8"  
 CTN QTY 12 ✚



**TRIANGLE BOWL**  
**WHVMTRB91** 23.5cm 9¼"  
 60cl 21oz  
 CTN QTY 12 ✚



**TRIANGLE BOWL**  
**WHVMTRB71** 18.5cm 7¼"  
 37cl 13oz  
 CTN QTY 12 ✚



**CHEFS' OBLONG PLATE No.4**  
**WHVMXO141** 35.5 x 18.9cm  
 13¾" x 7¾"  
 CTN QTY 6 ✚



**CHEFS' OBLONG PLATE No.3**  
**WHVMXO111** 29.8 x 15.3cm  
 11¾" x 6"  
 CTN QTY 12 ✚



**CAPPUCCINO CUP**  
**WHVMCB281** 34cl 12oz  
 H: 5.5cm Dia: 11cm  
 CTN QTY 12 ✚  
**WHVMCB201** 22.7cl 8oz  
 H: 5.5cm Dia: 9.5cm  
 CTN QTY 12 ✚



**SAUCER**  
**WHVMCS1** 15.6cm 6¼"  
 CTN QTY 12 ✚  
 (Fits WHVMCB281 & WHVMCB201)



**ESPRESSO CUP**  
**WHVMCEB91** 10cl 3.5oz  
 H: 5.5cm Dia: 6.5cm  
 CTN QTY 12 ✚



**SAUCER**  
**WHVMSS1** 11.8cm 4½"  
 CTN QTY 12 ✚  
 (Fits WHVMCEB91)



**MUG**  
**WHVMVM121** 34cl 12oz  
 H: 11cm Dia: 8cm  
 CTN QTY 12 ✚



**SUGAR BOWL**  
**WHVMSSGR1** 22.7cl 8oz  
 H: 6.2cm Dia: 9.8cm  
 CTN QTY 12 ✚



# VIANA

Traditional Charm of Patio Tiles

The distinctive Viana embossment emulates the timeless and historical charm often seen in traditional patio tiles throughout Córdoba, Spain. Featured across an extensive range of tableware shapes and beverage items, Viana combines the essence of intricate artistry with functional design, adding an elevated and refined touch to modern dining experiences.



PRESENTATION PLATE  
WHVINP121 30.5cm 12"  
CTN QTY 12



FOOTED PLATE  
WHVINF111 30.5cm 12"  
CTN QTY 12



FOOTED PLATE  
WHVINF581 27.6cm 10 7/8"  
CTN QTY 12



FOOTED PLATE  
WHVINF101 26.1cm 10 1/4"  
CTN QTY 12



FOOTED PLATE  
WHVINF91 23.4cm 9 1/4"  
CTN QTY 12



PLATE  
WHVINP81 21cm 8 1/4"  
CTN QTY 12



PLATE  
WHVINP651 17cm 6 5/8"  
CTN QTY 12



PASTA BOWL  
WHVINPPB1 30.8cm 12 1/4"  
87.5cl 30.5oz  
CTN QTY 12



RIMMED BOWL  
WHVINSB1 24.9cm 9 3/4"  
50cl 17.5oz  
CTN QTY 12



STACKING BOWL  
WHVINB101 28cl 10oz  
H: 4.5cm Dia: 11.5cm  
CTN QTY 6



STACKING CUP  
WHVINSB1 22cl 8oz  
H: 7cm Dia: 8.5cm  
CTN QTY 12



COFFEE CUP  
WHVINT121 34cl 12oz  
H: 7cm Dia: 10.5cm  
CTN QTY 12



TEA CUP  
WHVINT81 22cl 8oz  
H: 6.5cm Dia: 9.5cm  
CTN QTY 12



SAUCER  
WHVINSM1 15cm 5 7/8"  
CTN QTY 12  
(Fits WHVINSB1, WHVINT121 & WHVINT81)



STACKING CUP  
WHVINSB1 9cl 3oz  
H: 5.3cm Dia: 6cm  
CTN QTY 12



ESPRESSO CUP  
WHVINE31 11cl 3.9oz  
H: 5.8cm Dia: 6.4cm  
CTN QTY 12

GF Items with a fully glazed foot



Covered by Churchill 5 Year Edge Chip Warranty

Due to the nature of the once fired manufacturing process, the Envisage collection has a polished biscuit foot. Look for this Logo to signify a once fired piece

ENVISAGE®  
COLLECTION

CHURCHILL® super vitrified  
VIANA

CHURCHILL® super vitrified  
VIANA PRINTS

NEW COLLECTION



SAUCER  
WHVINS1 12.8cm 5"  
CTN QTY 12 ✚  
(Fits WHVINC31  
& WHVINE31)



MUG ✚  
WHVINM121 34cl 12oz  
H: 11cm Dia: 8cm  
CTN QTY 12 ✚



BEVERAGE POT  
WHVINT151 42.6cl 15oz  
H: 10.5cm  
CTN QTY 4  
REPLACEMENT LID  
WHISL151  
CTN QTY 6



STAINLESS STEEL  
TEA FILTER  
SS TF 1 H: 7.2cm 2 3/4"  
Dia: 6cm 2 1/4"  
CTN QTY 4  
(Fits WHVINT151)



CHEFS' WALLED PLATE  
CGVIWP261 26cm 10 1/4"  
H: 2cm  
CTN QTY 6 ✚



CHEFS' WALLED PLATE  
CGVIWP211 21cm 8 1/4"  
H: 2cm  
CTN QTY 6 ✚



WIDE RIM BOWL  
CGVIVWB11 28cm 11"  
46.8cl 16.5oz  
CTN QTY 12 ✚



WIDE RIM BOWL  
CGVIVWBM1 24cm 9 1/2"  
28.4cl 10oz  
CTN QTY 12 ✚



JUG  
WHVINUG81 22.7cl 8oz  
H: 7cm  
CTN QTY 4



JUG  
WHVINUG41 11.4cl 4oz  
H: 5.5cm  
CTN QTY 4



JUG  
WHVINUG21 5.6cl 2oz  
H: 4.4cm  
CTN QTY 12



OPEN SUGAR BOWL ✚  
WHVINSGR1 22.7cl 8oz  
H: 6.2cm Dia: 9.8cm  
CTN QTY 12 ✚



TASTING TRAY  
CGVIOF331 32.3 x 10.5cm  
12 1/2" x 4 1/4"  
CTN QTY 6



TASTING TRAY  
CGVIOF301 29.5 x 8.8cm  
11 1/2" x 3 3/8"  
CTN QTY 6



TASTING TRAY  
CGVIOF231 24.7 x 8.8cm  
9 3/4" x 3 3/8"  
CTN QTY 6



✚ Covered by Churchill 5 Year Edge Chip Warranty



ENVISAGE® COLLECTION Due to the nature of the once fired manufacturing process, the Envisage collection has a polished biscuit foot. Look for this Logo ✚ to signify a once fired piece



✚ Covered by Churchill 5 Year Edge Chip Warranty

CHURCHILL® super vitrified

# ISLA

Inspired by the Shoreline

The contemporary and intricate Isla design is inspired by shapes and textures found along the seashore. Featured on a comprehensive range of tableware shapes and beverage items, the modern yet graceful Isla embossment is reminiscent of the coastline.



**PRESENTATION PLATE**  
**WHISIP121** 30.5cm 12"  
CTN QTY 12



**FOOTED PLATE**  
**WHISIF111** 30.5cm 12"  
CTN QTY 12



**FOOTED PLATE**  
**WHISIF581** 27.6cm 10 7/8"  
CTN QTY 12



**FOOTED PLATE**  
**WHISIF101** 26.1cm 10 1/4"  
CTN QTY 12



**FOOTED PLATE**  
**WHISIF91** 23.4cm 9 1/4"  
CTN QTY 12



**PLATE**  
**WHISIP81** 21cm 8 1/4"  
CTN QTY 12



**PLATE**  
**WHISIP651** 17cm 6 5/8"  
CTN QTY 12



**TOPAZ BLUE DEEP COUPE PLATE**  
**RKTBDID271** 28.1cm 11"  
H: 3.7cm  
CTN QTY 12



**QUARTZ BLACK DEEP COUPE PLATE**  
**RKBQID271** 28.1cm 11"  
H: 3.7cm  
CTN QTY 12



**DEEP COUPE PLATE**  
**WHISID271** 28.1cm 11"  
H: 3.7cm  
CTN QTY 12



**DEEP COUPE PLATE**  
**WHISID251** 25.5cm 10"  
H: 3.5cm  
CTN QTY 12



**CHEFS' WALLED PLATE**  
**WHISIP261** 26cm 10 1/4"  
H: 2cm  
CTN QTY 6



**CHEFS' WALLED PLATE**  
**WHISIP211** 21cm 8 1/4"  
H: 2cm  
CTN QTY 6



**WIDE RIM BOWL**  
**WHISIWBL1** 28cm 11"  
46.8cl 16.5oz  
CTN QTY 12



**WIDE RIM BOWL**  
**WHISIWBM1** 24cm 9 1/2"  
28.4cl 10oz  
CTN QTY 12



**PASTA BOWL**  
**WHISIPPB1** 30.8cm 12 1/8"  
87.5cl 30.5oz  
CTN QTY 12



Covered by Churchill 5 Year Edge Chip Warranty

CF Items with a fully glazed foot

ISLA • CHURCHILL SUPER VITRIFIED 267

# CHURCHILL<sup>®</sup> super vitrified ISLA



**RIMMED BOWL**  
**WHISRSB1** 24.9cm 9<sup>3</sup>/<sub>4</sub>"  
50cl 17.5oz  
CTN QTY 12 ☛



**OATMEAL BOWL**  
**WHISPOB1** 17cm 6<sup>5</sup>/<sub>8</sub>"  
25.5cl 9oz  
CTN QTY 12 ☛



**CHEFS' OBLONG PLATE**  
**WHISIO141** 35.5 x 18.9cm  
13<sup>7</sup>/<sub>8</sub>" x 7<sup>3</sup>/<sub>8</sub>"  
CTN QTY 6



**CHEFS' OBLONG PLATE**  
**WHISIO111** 29.5 x 15cm  
11<sup>1</sup>/<sub>2</sub>" x 6"  
CTN QTY 12



**CHEFS' TRIANGLE PLATE**  
**WHISIC351** 35.5 x 18.8cm  
13<sup>3</sup>/<sub>4</sub>" x 7<sup>3</sup>/<sub>8</sub>"  
CTN QTY 6



**CHEFS' TRIANGLE PLATE**  
**WHISIC301** 30.4 x 20.5cm  
12" x 8"  
CTN QTY 6



**CONSOMMÉ BOWL** ☛  
**WHISIB141** 36cl 12.6oz  
H: 5.5cm Dia: 11.5cm  
CTN QTY 6 ☛  
(Fits WH FS6 1)



**STACKING CUP** ☛  
**WHISIC81** 22cl 8oz  
H: 7cm Dia: 8.5cm  
CTN QTY 12 ☛



**COFFEE CUP** ☛  
**WHISIT121** 34cl 12oz  
H: 7cm Dia: 10.5cm  
CTN QTY 12 ☛



**TEA CUP** ☛  
**WHISIT8 1** 22cl 8oz  
H: 6.5cm Dia: 9.5cm  
CTN QTY 12 ☛



**SAUCER**  
**WHISIM 1** 15cm 5<sup>7</sup>/<sub>8</sub>"  
CTN QTY 12 ☛  
(Fits WHISIC81, WHISIT121,  
WHISIT8 1)



**STACKING CUP** ☛  
**WHISIC31** 9cl 3oz  
H: 5.3cm Dia: 6cm  
CTN QTY 12 ☛



**ESPRESSO CUP** ☛  
**WHISIE3 1** 11cl 3.9oz  
H: 5.8cm Dia: 6.4cm  
CTN QTY 12 ☛



**SAUCER**  
**WHISIS 1** 12.8cm 5"  
CTN QTY 12 ☛  
(Fits WHISIC31, WHISIE3 1)



**MUG** ☛  
**WHISIM121** 34cl 12oz  
H: 11cm Dia: 8cm  
CTN QTY 12 ☛



**BEVERAGE POT**  
**WHISIT301** 85.2cl 30oz  
H: 15cm  
CTN QTY 4  
**REPLACEMENT LID**  
**WHISL30 1**  
CTN QTY 6



**BEVERAGE POT**  
**WHISIT151** 42.6cl 15oz  
H: 10.5cm  
CTN QTY 4  
**REPLACEMENT LID**  
**WHISL15 1**  
CTN QTY 6



**STAINLESS STEEL  
TEA FILTER**  
**SS TF 1** H: 7.2cm 2<sup>1</sup>/<sub>4</sub>"  
Dia: 6cm 2<sup>1</sup>/<sub>4</sub>"  
CTN QTY 4  
(Fits WHISIT151)



**JUG**  
**WHISUG81** 22.7cl 8oz  
H: 7cm  
CTN QTY 4



**JUG**  
**WHISUG41** 11.4cl 4oz  
H: 5.5cm  
CTN QTY 4



**JUG**  
**WHISUG21** 5.6cl 2oz  
H: 4.4cm  
CTN QTY 12



**OPEN SUGAR BOWL** ☛  
**WHISIGR1** 22.7cl 8oz  
H: 6.2cm Dia: 9.8cm  
CTN QTY 12 ☛



**OPTIONAL LID (plain)**  
**WH SSDL1**  
CTN QTY 12



See Churchill Isla cutlery  
on page 438 - 439



CHURCHILL® super vitrified

# ISLA SPINWASH

Inspired by the Shoreline

Inspired by the shoreline, the stylish Isla embossment is enhanced with a hand applied spinwash meaning each piece is unique. The spinwash colours create the perfect feature piece items to combine with the Isla white collection.



Featured with Churchill Isla cutlery



## Coastal Sand



**PRESENTATION PLATE**  
**ANISIP121** 30.5cm 12"  
CTN QTY 12



**FOOTED PLATE**  
**ANISIF581** 27.6cm 10 7/8"  
CTN QTY 12



**PLATE**  
**ANISIP8 1** 21cm 8 1/4"  
CTN QTY 12



**PLATE**  
**ANISIP651** 17cm 6 5/8"  
CTN QTY 12



**DEEP COUPE PLATE**  
**ANISID271** 28.1cm 11"  
H: 3.7cm  
CTN QTY 12



**DEEP COUPE PLATE**  
**ANISID251** 25.5cm 10"  
H: 3.5cm  
CTN QTY 12



**WIDE RIM BOWL**  
**ANISIBL1** 28cm 11"  
46.8cl 16.5oz  
CTN QTY 12



**WIDE RIM BOWL**  
**ANISIBMT1** 24cm 9 1/2"  
28.4cl 10oz  
CTN QTY 12



Covered by Churchill 5 Year Edge Chip Warranty

Items with a fully glazed foot

ISLA • CHURCHILL SUPER VITRIFIED 271

CHURCHILL® super vitrified

# ISLA SPINWASH

Shale Grey

CHURCHILL® super vitrified

# ISLA SPINWASH

Ocean Blue



PRESENTATION PLATE  
SHISIP121 30.5cm 12"  
CTN QTY 12



FOOTED PLATE  
SHISIF111 30.5cm 12"  
CTN QTY 12



FOOTED PLATE  
SHISIF581 27.6cm 10 7/8"  
CTN QTY 12



FOOTED PLATE  
SHISIF101 26.1cm 10 1/4"  
CTN QTY 12



PRESENTATION PLATE  
OCISIP121 30.5cm 12"  
CTN QTY 12



FOOTED PLATE  
OCISIF111 30.5cm 12"  
CTN QTY 12



FOOTED PLATE  
OCISIF581 27.6cm 10 7/8"  
CTN QTY 12



FOOTED PLATE  
OCISIF101 26.1cm 10 1/4"  
CTN QTY 12



FOOTED PLATE  
SHISIF91 23.4cm 9 1/4"  
CTN QTY 12



PLATE  
SHISIP81 21cm 8 1/4"  
CTN QTY 12



PLATE  
SHISIP651 17cm 6 5/8"  
CTN QTY 12



DEEP COUPE PLATE  
SHISID271 28.1cm 11"  
H: 3.7cm  
CTN QTY 12



FOOTED PLATE  
OCISIF91 23.4cm 9 1/4"  
CTN QTY 12



PLATE  
OCISIP81 21cm 8 1/4"  
CTN QTY 12



PLATE  
OCISIP651 17cm 6 5/8"  
CTN QTY 12



DEEP COUPE PLATE  
OCISID271 28.1cm 11"  
H: 3.7cm  
CTN QTY 12



DEEP COUPE PLATE  
SHISID251 25.5cm 10"  
H: 3.5cm  
CTN QTY 12




WIDE RIM BOWL  
SHISIWBL1 28cm 11"  
46.8cl 16.5oz  
CTN QTY 12




WIDE RIM BOWL  
SHISIWBM1 24cm 9 1/2"  
28.4cl 10oz  
CTN QTY 12



DEEP COUPE PLATE  
OCISID251 25.5cm 10"  
H: 3.5cm  
CTN QTY 12



WIDE RIM BOWL  
OCISIWBL1 28cm 11"  
46.8cl 16.5oz  
CTN QTY 12



WIDE RIM BOWL  
OCISIWBM1 24cm 9 1/2"  
28.4cl 10oz  
CTN QTY 12



See Churchill Isla glass  
on page 410 - 411

CF Items with a fully glazed foot



Covered by Churchill 5 Year Edge Chip Warranty



Covered by Churchill 5 Year Edge Chip Warranty

CF Items with a fully glazed foot

# BAMBOO

Inspired by Nature

Taking inspiration from nature, Bamboo has a sculptural grace which balances design with performance. The raised embossed design is influenced by the natural flowing form of bamboo. Available in a comprehensive collection of items, perfect for all manner of hospitality settings, including large scale catering.



PRESENTATION PLATE  
WHBALP121 30.5cm 12"  
CTN QTY 12



WIDE RIM PLATE  
WHBALW111 30.5cm 12"  
CTN QTY 12



WIDE RIM PLATE  
WHBALW581 27.2cm 10 3/4"  
CTN QTY 12



FOOTED PLATE  
WHBALF111 30.5cm 12"  
CTN QTY 12



FOOTED PLATE  
WHBALF581 27.6cm 10 7/8"  
CTN QTY 12



FOOTED PLATE  
WHBALF101 26.1cm 10 1/4"  
CTN QTY 12



FOOTED PLATE  
WHBALF9 1 23.4cm 9 1/4"  
CTN QTY 12



PLATE  
WHBALP111 30.5cm 12"  
CTN QTY 12



PLATE  
WHBALP581 27.6cm 10 7/8"  
CTN QTY 12



PLATE  
WHBALP101 26.1cm 10 1/4"  
CTN QTY 12




PLATE  
WHBALP9 1 23.4cm 9 1/4"  
CTN QTY 12



PLATE  
WHBALP8 1 21cm 8 1/4"  
CTN QTY 12



PLATE  
WHBALP651 17cm 6 5/8"  
CTN QTY 12



TOPAZ BLUE  
DEEP COUPE PLATE  
RKTBLD271 28.1cm 11"  
H: 3.7cm  
CTN QTY 12



QUARTZ BLACK  
DEEP COUPE PLATE  
RKBQLD271 28.1cm 11"  
H: 3.7cm  
CTN QTY 12



DEEP COUPE PLATE  
WHBALD271 28.1cm 11"  
H: 3.7cm  
CTN QTY 12



# CHURCHILL<sup>®</sup> super vitrified BAMBOO



DEEP COUPE PLATE  
**WHBALD251** 25.5cm 10"  
H: 3.5cm  
CTN QTY 12



CHEFS' WALLED PLATE  
**WHBALW261** 26cm 10½"  
H: 2cm  
CTN QTY 6



CHEFS' WALLED PLATE  
**WHBALW211** 21cm 8¼"  
H: 2cm  
CTN QTY 6



WIDE RIM BOWL  
**WHBALWBL1** 28cm 11"  
46.8cl 16.5oz  
CTN QTY 12



WIDE RIM BOWL  
**WHBALWBM1** 24cm 9½"  
28.4cl 10oz  
CTN QTY 12



PASTA BOWL  
**WHBALRPP1** 30.8cm 12¼"  
59.6cl 21oz  
CTN QTY 12



RIMMED BOWL  
**WHBALRSB1** 24.9cm 9¾"  
50cl 17.5oz  
CTN QTY 12



OATMEAL BOWL  
**WHBALPOB1** 17cm 6¾"  
25.5cl 9oz  
CTN QTY 12



TRIANGLE  
SHALLOW BOWL  
**WHBALB271** 27.2 x 26.7cm  
10¼" x 10½" 78cl 27oz  
CTN QTY 12



TRIANGLE  
SHALLOW BOWL  
**WHBALB231** 21 x 21cm  
8¼" x 8¼" 41cl 14oz  
CTN QTY 12



OBLONG PLATE  
**WHBALO111** 29.5 x 15cm  
11¾" x 5½"  
CTN QTY 12



SQUARE PLATE  
**WHBAL1111** 25.5cm 10"  
CTN QTY 12



SQUARE PLATE  
**WHBALS9 1** 22cm 8½"  
CTN QTY 12  
**WHBALS7 1** 17cm 6½"  
CTN QTY 12



OVAL PLATE  
**WHBALO141** 34.6 x 26.3 x 5cm  
13½" x 9" x 2"  
CTN QTY 12



OVAL PLATE  
**WHBALO121** 29 x 22.7 x 3.8cm  
11½" x 9" x 1½"  
CTN QTY 12



OVAL PLATE  
**WHBALO101** 25 x 19.4 x 3.2cm  
9½" x 7½" x 1¼"  
CTN QTY 12



OVAL PLATE  
**WHBALO8 1** 19.5 x 15 x 2.5cm  
7¾" x 6" x 1"  
CTN QTY 12



RIMMED OVAL DISH  
**WHBALR131** 33cm 13"  
CTN QTY 6



RIMMED OVAL DISH  
**WHBALR111** 28cm 11"  
CTN QTY 6



STACKING BOWL  
**WHBALB141** 36cl 12.6oz  
H: 5.5cm Dia: 11.5cm  
CTN QTY 6



STACKING BOWL  
**WHBALB101** 28cl 10oz  
H: 4.5cm Dia: 11.5cm  
CTN QTY 6



HANDLED  
STACKING BOWL  
**WHBALH141** 36cl 12.6oz  
H: 5.5cm Dia: 11.5cm  
CTN QTY 6



BOWL STAND  
**WHBALS6 1** 15.2cm 6"  
CTN QTY 12  
(Fits WHBALB141,  
WHBALB101, WHBALH141)



SNACK BOWL  
**WHBALS141** 13cm 5¼"  
40cl 14oz  
CTN QTY 12



SHALLOW BOWL  
**WHBALS891** 13cm 5¼"  
26cl 9oz  
CTN QTY 12



SHALLOW BOWL  
**WHBALS861** 11.6cm 4¾"  
20cl 7oz  
CTN QTY 12



CHIP MUG  
**WHBALSCM1** 10cm 3¾"  
29cl 11oz  
CTN QTY 12



DEEP BOWL  
**WHBALSD1** 10.2cm 4"  
24cl 8.4oz  
CTN QTY 12



DIP POT  
**WHBALSD41** 8.5cm 3¾"  
11cl 4oz  
CTN QTY 12



DIP POT  
**WHBALS21** 7cm 2¼"  
6cl 2oz  
CTN QTY 12



RICE BOWL  
**WHBALB451** 11.5cm 4½"  
28cl 10oz  
CTN QTY 12  
(Fits WHBALSM 1)



STACKING CUP  
**WHBALS8B1** 22cl 8oz  
H: 7cm Dia: 8.5cm  
CTN QTY 12



Covered by Churchill 5 Year Edge Chip Warranty

Due to the nature of the once fired manufacturing process, the Envisage collection has a polished biscuit foot. Look for this Logo to signify a once fired piece

**ENVISAGE<sup>®</sup>**  
COLLECTION

# CHURCHILL<sup>®</sup> super vitrified BAMBOO



STACKING CUP ↻  
**WHBALC281** 28cl 10oz  
 H: 6.5cm Dia: 10cm  
 CTN QTY 12 🍪



STACKING CUP ↻  
**WHBALC201** 20cl 7oz  
 H: 5.5cm Dia: 9cm  
 CTN QTY 12 🍪



COFFEE CUP ↻  
**WHBAL121** 34cl 12oz  
 H: 7cm Dia: 10.5cm  
 CTN QTY 12 🍪



TEA CUP ↻  
**WHBAL78 1** 22cl 8oz  
 H: 6.5cm Dia: 9.5cm  
 CTN QTY 12 🍪



SAUCER  
**WHBALSM 1** 15cm 5 7/8"  
 CTN QTY 12 🍪  
 (Fits WHBALSC81,  
 WHBALC281, WHBALC201,  
 WHBALC161, WHBAL121,  
 WHBAL78 1)



STACKING CUP ↻  
**WHBALSC31** 9cl 3oz  
 H: 5.3cm Dia: 6cm  
 CTN QTY 12 🍪



ESPRESSO CUP ↻  
**WHBALES 1** 11cl 3.5oz  
 H: 5.8cm Dia: 6.4cm  
 CTN QTY 12 🍪



SAUCER  
**WHBALSS 1** 12.8cm 5"  
 CTN QTY 12 🍪  
 (Fits WHBALSC31,  
 WHBALC9 1, WHBALES 1)



MUG  
**WHBALM121** 34cl 12oz  
 H: 11cm Dia: 8cm  
 CTN QTY 12 🍪



BEVERAGE POT  
**WHBALB301** 85.2cl 30oz  
 H: 15cm  
 CTN QTY 4  
 REPLACEMENT LID  
**WH RL301**  
 CTN QTY 6



BEVERAGE POT  
**WHBALB151** 42.6cl 15oz  
 H: 10.5cm  
 CTN QTY 4  
 REPLACEMENT LID  
**WH RL151**  
 CTN QTY 6



JUG  
**WHBALJ8 1** 22.7cl 8oz  
 H: 8.5cm  
 CTN QTY 4



JUG  
**WHBALJ4 1** 11.4cl 4oz  
 H: 7cm  
 CTN QTY 4



JUG  
**WHBALJ2 1** 5.6cl 2oz  
 H: 5cm  
 CTN QTY 12



OPEN SUGAR BOWL ↻  
**WHBALSGR1** 22.7cl 8oz  
 H: 6.2cm Dia: 9.8cm  
 CTN QTY 12 🍪



OPTIONAL LID (plain)  
**WH SSLD1**  
 CTN QTY 12



SALT  
**WHBALSA 1** 7cm  
 2 1/2"  
 CTN QTY 12  
 PEPPER  
**WHBALPE 1** 7cm 2 1/2"  
 CTN QTY 12



See Churchill Bamboo  
 cutlery on page 428 - 429

CHURCHILL® super vitrified

# BAMBOO SPINWASH

Inspired by Nature

The naturally inspired Bamboo embossment is enhanced with hand applied colour. Versatile tones that complement both premium and casual dining settings, each piece is unique.



## Alpine



PRESENTATION PLATE  
ALBALP121 30.5cm 12"  
CTN QTY 12



FOOTED PLATE  
ALBALF111 30.5cm 12"  
CTN QTY 12



FOOTED PLATE  
ALBALF581 27.6cm 10 7/8"  
CTN QTY 12



FOOTED PLATE  
ALBALF101 26.1cm 10 1/4"  
CTN QTY 12



FOOTED PLATE  
ALBALF91 23.4cm 9 1/8"  
CTN QTY 12



PLATE  
ALBALP81 21cm 8 1/4"  
CTN QTY 12



PLATE  
ALBALP651 17cm 6 5/8"  
CTN QTY 12



WIDE RIM BOWL  
ALBALWB1 28cm 11"  
46.8cl 16.5oz  
CTN QTY 12



WIDE RIM BOWL  
ALBALWB1 24cm 9 1/2"  
28.4cl 10oz  
CTN QTY 12



DEEP COUPE PLATE  
ALBALD271 28.1cm 11"  
H: 3.7cm  
CTN QTY 12



DEEP COUPE PLATE  
ALBALD251 25.5cm 10"  
H: 3.5cm  
CTN QTY 12



Covered by Churchill 5 Year Edge Chip Warranty

CF Items with a fully glazed foot

# BAMBOO SPINWASH

Dusk

# BAMBOO SPINWASH

Mist



PRESENTATION PLATE  
DUBALP121 30.5cm 12"  
CTN QTY 12



FOOTED PLATE  
DUBALF111 30.5cm 12"  
CTN QTY 12



FOOTED PLATE  
DUBALF581 27.6cm 10 7/8"  
CTN QTY 12



FOOTED PLATE  
DUBALF101 26.1cm 10 1/4"  
CTN QTY 12



PRESENTATION PLATE  
MBBALP121 30.5cm 12"  
CTN QTY 12



FOOTED PLATE  
MBBALF111 30.5cm 12"  
CTN QTY 12



FOOTED PLATE  
MBBALF581 27.6cm 10 7/8"  
CTN QTY 12



FOOTED PLATE  
MBBALF101 26.1cm 10 1/4"  
CTN QTY 12



FOOTED PLATE  
DUBALF91 23.4cm 9 1/2"  
CTN QTY 12



PLATE  
DUBALP81 21cm 8 1/4"  
CTN QTY 12



PLATE  
DUBALP51 17cm 6 5/8"  
CTN QTY 12



WIDE RIM BOWL  
DUBALW81 28cm 11"  
46.8cl 16.5oz  
CTN QTY 12



FOOTED PLATE  
MBBALP91 23.4cm 9 1/2"  
CTN QTY 12



PLATE  
MBBALP81 21cm 8 1/4"  
CTN QTY 12



PLATE  
MBBALP51 17cm 6 5/8"  
CTN QTY 12



WIDE RIM BOWL  
MBBALW81 28cm 11"  
46.8cl 16.5oz  
CTN QTY 12



WIDE RIM BOWL  
DUBALW81 24cm 9 1/2"  
28.4cl 10oz  
CTN QTY 12



DEEP COUPE PLATE  
DUBALD271 28.1cm 11"  
H: 3.7cm  
CTN QTY 12



DEEP COUPE PLATE  
DUBALD251 25.5cm 10"  
H: 3.5cm  
CTN QTY 12



WIDE RIM BOWL  
MBBALW81 24cm 9 1/2"  
28.4cl 10oz  
CTN QTY 12



DEEP COUPE PLATE  
MBBALD271 28.1cm 11"  
H: 3.7cm  
CTN QTY 12



DEEP COUPE PLATE  
MBBALD251 25.5cm 10"  
H: 3.5cm  
CTN QTY 12



See Churchill Bamboo glass on page 412 - 413



# PROFILE

Functional & Stylish

Profile flatware has an enhanced face profile with a defined rim to showcase the food at its very best. The slim and defined rolled edge ensures excellent durability. The plates and rimmed bowls are all streamlined up to 20% lighter than Classic plates making them an easy to handle solution.



PLATE  
WH VP111 30.5cm 12"  
CTN QTY 12



PLATE  
WH VP581 27.6cm 10 7/8"  
CTN QTY 12



PLATE  
WH VP101 26.1cm 10 1/4"  
CTN QTY 12



PLATE  
WH VP9 1 23.4cm 9 1/8"  
CTN QTY 12



PLATE  
WH VP8 1 21cm 8 1/4"  
CTN QTY 12



PLATE  
WH VP651 17cm 6 5/8"  
CTN QTY 12



DEEP COUPE PLATE  
WH PD271 28.1cm 11"  
H: 3.7cm  
CTN QTY 12



DEEP COUPE PLATE  
WH PD251 25.5cm 10"  
H: 3.5cm  
CTN QTY 12



DEEP COUPE PLATE  
WH PD221 22.5cm 8 7/8"  
H: 2.7cm  
CTN QTY 12



OVAL PLATE  
WH OR141 34.6 x 26.3 x 5cm  
13 5/8" x 9" x 2"  
CTN QTY 12



OVAL PLATE  
WH OR121 29 x 22.7 x 3.8cm  
11 1/2" x 9" x 1 1/2"  
CTN QTY 12



OVAL PLATE  
WH OR8 1 19.5 x 15 x 2.5cm  
7 3/4" x 5 7/8" x 1"  
CTN QTY 12



PASTA BOWL  
WH VPPB1 30.9cm 12 1/4"  
87.5cl 30.5oz  
CTN QTY 12



RIMMED BOWL  
WH VRSB1 24.9cm 9 3/4"  
50cl 17.5oz  
CTN QTY 12



OATMEAL BOWL  
WH VPOB1 17cm 6 5/8"  
25.5cl 9oz  
CTN QTY 12



WIDE RIM BOWL  
WH VWB1 28cm 11"  
46.8cl 16.5oz  
CTN QTY 12



# CHURCHILL® super vitrified PROFILE



**WIDE RIM BOWL**  
WH **VWBM1** 24cm 9½"  
28.4cl 10oz  
CTN QTY 12



**NOODLE BOWL**  
WH **NDBL1** 107.5cl 37.8oz  
H: 8cm Dia: 18.3cm  
CTN QTY 6



**DEEP BOWL**  
WH **DPBW1** 77cl 26oz  
H: 7cm Dia: 15.5cm  
CTN QTY 6



**STACKING BOWL**  
WH **VB141** 36cl 12.6oz  
H: 5.5cm Dia: 11.5cm  
CTN QTY 6



**STACKING BOWL**  
WH **VB101** 28cl 10oz  
H: 4.5cm Dia: 11.5cm  
CTN QTY 6  
(Fits WH FS6 1)



**HANDLED  
STACKING BOWL**  
WH **VH141** 36cl 12.6oz  
H: 5.5cm Dia: 11.5cm  
CTN QTY 6  
(Fits WH FS6 1)



**BOWL STAND**  
WH **FS6 1** 15.2cm 6"  
CTN QTY 24  
(Fits WH VB141, WH VB101  
& WH VH141)



**STACKING CUP**  
WH **VSC81** 22cl 8oz  
H: 7cm Dia: 8.5cm  
CTN QTY 12



**STACKING CUP**  
WH **VC281** 28cl 10oz  
H: 6.5cm Dia: 10cm  
CTN QTY 12



**STACKING CUP**  
WH **VC201** 20cl 7oz  
H: 5.5cm Dia: 9cm  
CTN QTY 12



**COFFEE CUP**  
WH **VT121** 34cl 12oz  
H: 7cm Dia: 10.5cm  
CTN QTY 12



**TEACUP**  
WH **VT8 1** 22cl 8oz  
H: 6.5cm Dia: 9.5cm  
CTN QTY 12



**SAUCER**  
WH **VSM 1** 15cm 5¾"  
CTN QTY 12  
(Fits WH VC281, WH VC201,  
WH VSC81, WH VT121 &  
WH VT8 1)



**STACKING CUP**  
WH **VSC31** 9cl 3oz  
H: 5.3cm Dia: 6cm  
CTN QTY 12



**ESPRESSO CUP**  
WH **VE3 1** 11cl 3.9oz  
H: 5.8cm Dia: 6.4cm  
CTN QTY 12



**SAUCER**  
WH **VSS 1** 12.8cm 5"  
CTN QTY 12  
(Fits WH VSC31 & WH VE3 1)



**MUG**  
WH **VM121** 34cl 12oz  
H: 11cm Dia: 8cm  
CTN QTY 12



**BEVERAGE POT  
REPLACEMENT LID**  
WH **SB301** 85.2cl 30oz  
H: 15cm  
CTN QTY 4  
WH **RL301**  
CTN QTY 6



**BEVERAGE POT  
REPLACEMENT LID**  
WH **SB151** 42.6cl 15oz  
H: 10.5cm  
CTN QTY 4  
WH **RL151**  
CTN QTY 6



**ELEGANT TEAPOT  
REPLACEMENT LID**  
WH **EB151** 42.6cl 15oz  
H: 11.5cm  
CTN QTY 4  
WH **HL15 1**  
CTN QTY 6



**STAINLESS STEEL  
TEA FILTER**  
SS **TF 1** H: 7.2cm 2¾"  
D: 6cm 2¼"  
CTN QTY 4  
(Fits WH EB151)



**JUG**  
WH **SJ8 1** 22.7cl 8oz  
H: 8.5cm  
CTN QTY 4



**JUG**  
WH **SJ4 1** 11.4cl 4oz  
H: 7cm  
CTN QTY 4



**JUG**  
WH **SJ2 1** 5.6cl 2oz  
H: 5cm  
CTN QTY 12



**OPEN SUGAR BOWL**  
WH **SSGR1** 22.7cl 8oz  
H: 6.2cm Dia: 9.8cm  
CTN QTY 12



**OPTIONAL LID**  
WH **SSLD1**  
CTN QTY 12



**BUTTER BLOCK**  
WH **CBB 1** 6cm 2¼"  
2.8cl 1oz  
CTN QTY 12



**SUGAR SACHET  
HOLDER**  
WH **SH 1** 11.7 x 7.3cm  
4¾" x 2¾"  
CTN QTY 6



**SALT  
PEPPER**  
WH **SSA 1** 7cm 2½"  
CTN QTY 12  
WH **SPE 1** 7cm 2½"  
CTN QTY 12



**BUDVASE**  
WH **SBV 1** 12.5cm 5"  
CTN QTY 6



See Churchill Profile  
cutlery on page 440 - 441



NEW COLLECTION

CHURCHILL® super vitrified

# OPAL

Natural Lines, Timeless Shapes

Introducing Opal, a collection of contemporary shapes inspired by the organic lines of nature. Available in oblong plates and bowls, the subtle and timeless shape lends itself to the presentation of fresh and seasonal dishes.



NEW SHAPE



OPAL ORGANIC BOWL  
**TDWH08091** 25cm 9 7/8"  
 H: 6cm 80cl 28oz  
 CTN QTY 12

NEW SHAPE



OPAL ORGANIC BOWL  
**TDWH08071** 20cm 7 7/8"  
 H: 5.3cm 34cl 12oz  
 CTN QTY 12

NEW SHAPE



OPAL ORGANIC OBLONG  
**TDWH00351** 35 x 18.5cm  
 13 3/4 x 7 1/4"  
 CTN QTY 6

NEW SHAPE



OPAL ORGANIC OBLONG  
**TDWH00301** 30 x 15cm  
 11 3/4 x 5 7/8"  
 CTN QTY 12

NEW SHAPE



OPAL ORGANIC OBLONG  
**TDWH00261** 26 x 15cm  
 10 1/4" x 5 7/8"  
 CTN QTY 12

NEW SHAPE



OPAL ORGANIC OBLONG  
**TDWH00221** 22 x 13cm  
 8 3/4 x 5 1/8"  
 CTN QTY 12



Covered by Churchill 5 Year Edge Chip Warranty

CHURCHILL® super vitrified

# TRACE & EVOLVE

Organic, Versatile & Stylishly Simple

Stylish and simple, organic Trace shapes create a beautifully simplistic canvas for fresh food presentation. Evolve is a versatile range of coupe shapes, the soft rimless profile is perfect for classic or contemporary plating.



## TRACE



ORGANIC ROUND PLATE  
**WH OG111** 28.6cm 11 1/4"  
 CTN QTY 12  
**WH OG101** 26.4cm 10 3/8"  
 CTN QTY 12



ORGANIC ROUND PLATE  
**WH OG81** 21cm 8 1/4"  
 CTN QTY 12




ORGANIC ROUND PLATE  
**WH OG71** 18.6cm 7 1/4"  
 CTN QTY 12



ORGANIC ROUND BOWL  
**WH OGB11** 25.3cm 9 7/8"  
 110cl 38oz  
 CTN QTY 12

## EVOLVE



COUPE PLATE  
**WH EV121** 32.4cm 12 3/4"  
 CTN QTY 6



COUPE PLATE  
**WH EV111** 28.8cm 11 1/2"  
 CTN QTY 12



COUPE PLATE  
**WH EV581** 27.5cm 10 3/4"  
 CTN QTY 12



COUPE PLATE  
**WH EV101** 26cm 10 1/4"  
 CTN QTY 12



COUPE PLATE  
**WH EVP91** 23.2cm 9 1/4"  
 CTN QTY 12



COUPE PLATE  
**WH EVP81** 21.7cm 8 5/8"  
 CTN QTY 12



COUPE PLATE  
**WH EVP61** 16.5cm 6 1/2"  
 CTN QTY 12



COUPE BOWL  
**WH PLC21** 31cm 12"  
 240cl 84.5oz  
 CTN QTY 6



COUPE BOWL  
**WH EVB91** 24.8cm 9 3/4"  
 113.6cl 40oz  
 CTN QTY 12



COUPE BOWL  
**WH EVB71** 18.2cm 7 1/4"  
 42.6cl 15oz  
 CTN QTY 12



DEEP COUPE BOWL  
**WH EB221** 22.2cm 8 3/4"  
 H: 6.5cm 110cl 39oz  
 CTN QTY 6



DEEP COUPE BOWL  
**WH EB191** 19.6cm 7 3/4"  
 H: 5.5cm 75cl 26oz  
 CTN QTY 6



Covered by Churchill 5 Year Edge Chip Warranty

CHURCHILL® super vitrified

# CHEFS' PLATES

Innovation in Shape Design

A collection of innovative shapes, Churchill's Chefs' Plates add value to simplistic white tabletops. From soft, organic triangles to contemporary oblongs, the versatile collection is ideal for all manner of food presentation.



CHEFS' WALLED PLATE  
**WH WP281** 27.5cm 10¾"  
 H: 2cm  
 CTN QTY 6



CHEFS' WALLED PLATE  
**WH WP261** 26cm 10¼"  
 H: 2cm  
 CTN QTY 6



CHEFS' WALLED PLATE  
**WH WP211** 21cm 8¼"  
 H: 2cm  
 CTN QTY 6



CHEFS' WALLED PLATE  
**WH WP161** 15.7cm 6¼"  
 H: 2cm  
 CTN QTY 6



CHEFS' TRIANGLE WALLED PLATE  
**WH WT271** 26cm 10¼"  
 H: 2cm  
 CTN QTY 6



CHEFS' TRIANGLE WALLED PLATE  
**WH WT211** 20cm 7¾"  
 H: 2cm  
 CTN QTY 6



CHEFS' WALLED OBLONG PLATE  
**WH WO341** 35 x 18.5cm  
 13¾" x 7¼" H: 2cm  
 CTN QTY 6



CHEFS' WALLED OBLONG PLATE  
**WH WO291** 30 x 15.4cm  
 11¾" x 6" H: 2cm  
 CTN QTY 6



CHEFS' TRIANGLE PLATE  
**WH TC361** 35.6 x 25 cm  
 14" x 9¾"  
 CTN QTY 6



CHEFS' TRIANGLE PLATE  
**WH TC351** 35.5 x 18.8cm  
 13¾" x 7½"  
 CTN QTY 6



CHEFS' TRIANGLE PLATE  
**WH TC301** 30.4 x 20.5cm  
 12" x 8"  
 CTN QTY 6



CHEFS' TRIANGLE PLATE  
**WH TC261** 26.5 x 20.5cm  
 10½" x 8"  
 CTN QTY 12




CHEFS' TRIANGLE PLATE  
**WH TC201** 20 x 15 cm  
 7¾" x 5¾"  
 CTN QTY 12



TRIANGLE SHALLOW BOWL  
**WH TB271** 27.2 x 26.7cm  
 10¾" x 10½"  
 CTN QTY 12



TRIANGLE SHALLOW BOWL  
**WH TB231** 21 x 21cm  
 8¼" x 8¼"  
 CTN QTY 12



Shapes also available in Stonecast (From page 58), Studio Prints (From page 158) and Inked (From page 208)



Covered by Churchill 5 Year Edge Chip Warranty

# CHURCHILL® super vitrified CHEFS' PLATES



CHEFS' GEO PLATE  
**WH GE351** 35 x 18.5cm  
13½" x 7¼"  
CTN QTY 6



CHEFS' GEO PLATE  
**WH GE301** 30 x 15.5cm  
11½" x 6¼"  
CTN QTY 12



CHEFS' OBLONG  
PLATE No.9  
**WH XP141** 34.4 x 23.4cm  
13½" x 9¼"  
CTN QTY 6



CHEFS' OBLONG  
PLATE No. 8  
**WH OBL41** 30 x 19.9cm  
12" x 7⅞"  
CTN QTY 6



CHEFS' OBLONG  
PLATE No. 7  
**WH OBL31** 26.1 x 20.2cm  
10¼" x 8"  
CTN QTY 12



CHEFS' OBLONG  
PLATE No. 6  
**WH OBL21** 23.7 x 15.7cm  
9¼" x 6¼"  
CTN QTY 12



CHEFS' OBLONG  
PLATE No. 5  
**WH OBL11** 15.4 x 12.6cm  
6" x 5"  
CTN QTY 12



CHEFS' OBLONG  
PLATTER No.4  
**WH XO141** 35.5 x 18.9cm  
13¾" x 7½"  
CTN QTY 6



CHEFS' OBLONG  
PLATTER No.3  
**WH XO111** 29.8 x 15.3cm  
11¾" x 6"  
CTN QTY 12



CHEFS' OBLONG  
PLATE No. 2  
**WH XO101** 26.9 x 12.7cm  
10⅝" x 5"  
CTN QTY 12




CHEFS' OBLONG  
PLATE No. 1  
**WH XO71** 20 x 12.1cm  
7⅞" x 4¾"  
CTN QTY 12




CHEFS' OVAL PLATE  
**WH OV351** 34.7 x 17.3 cm  
13⅝" x 6¾"  
CTN QTY 6



CHEFS' OVAL PLATE  
**WH OV301** 29.9 x 15 cm  
11¾" x 5⅞"  
CTN QTY 12



TASTING TRAY  
**WH OF331** 32.3 x 10.5cm  
12¾" x 4¼"  
CTN QTY 6



TASTING TRAY  
**WH OF301** 29.5 x 8.8cm  
11½" x 3⅝"  
CTN QTY 6



TASTING TRAY  
**WH OF231** 24.7 x 8.8cm  
9¾" x 3⅝"  
CTN QTY 6



ORGANIC  
WALLED PLATE  
**WH OW261** 25cm 10"  
H: 2cm  
CTN QTY 6



ORGANIC  
WALLED PLATE  
**WH OW211** 21cm 8¼"  
H: 2cm  
CTN QTY 6



ORGANIC  
WALLED BOWL  
**WH WOB21** 23cm 9"  
H: 4.5cm 118cl 42oz  
CTN QTY 6



ORGANIC  
WALLED BOWL  
**WH WOB11** 20cm 7⅞"  
H: 4.5cm 87cl 31oz  
CTN QTY 6



Covered by Churchill 5 Year Edge Chip Warranty

Due to the nature of the once fired manufacturing process, the Envisage collection has a polished biscuit foot. Look for this Logo to signify a once fired piece

**ENVISAGE**  
COLLECTION

# CHURCHILL<sup>®</sup> super vitrified X SQUARED+ & X SQUARED

Style & Impact

The versatile squares and oblongs within the X Squared ranges are ideal for a contemporary modular look. X Squared features soft edges, while the modern lines of X Squared+ are more angular. The collections are perfect space saving solutions for serving mains, starters, desserts and sharing plates.



## X SQUARED+



DEEP SQUARE PLATE  
WH DS101 26.8cm 10½"  
CTN QTY 6



OBLONG PLATE  
WH OP141 34.5 x 18.5cm  
13½" x 7¼"  
CTN QTY 6



OBLONG PLATE  
WH OP111 29.5 x 14cm  
11¾" x 5½"  
CTN QTY 12



OBLONG PLATE  
WH OP8 1 19.5 x 10.3cm  
7¾" x 4"  
CTN QTY 12

## X SQUARED



SQUARE PLATE  
WH SP121 29.3cm 11½"  
CTN QTY 12



SQUARE PLATE  
WH SP111 25.2cm 10"  
CTN QTY 12



SQUARE PLATE  
WH SP9 1 21.5cm 8½"  
CTN QTY 12



SQUARE PLATE  
WH SP7 1 17cm 6½"  
CTN QTY 12



SQUARE BOWL  
WH SQ101 23.5cm 9¼"  
127.9cl 45oz  
CTN QTY 12



SQUARE BOWL  
WH SQ9 1 20.7cm 8"  
93.8cl 33oz  
CTN QTY 12



SQUARE BOWL  
WH SQ7 1 17.5cm 7"  
56.8cl 20oz  
CTN QTY 12

CHURCHILL® super vitrified

# ORB & ORBIT

Contemporary Curves & Striking Soft Ovals

The contemporary angular designs of Orb and Orbit enhance the classic oval shape and add interest to simplistic white tableware. Orb features an angular tilt, while Orbit is a symmetrical scooped shape, both designs provide simplistic platforms for a variety of food styles.



## ORB



**OVAL PLATE**  
**WH OR141** 34.6 x 26.3 x 5cm  
 13 5/8" x 9" x 2"  
 CTN QTY 12



**OVAL PLATE**  
**WH OR121** 29 x 22.7 x 3.8cm  
 11 1/2" x 9" x 1 1/2"  
 CTN QTY 12



**OVAL PLATE**  
**WH OR81** 19.5 x 15 x 2.5cm  
 7 3/4" x 5 7/8" x 1"  
 CTN QTY 12

## ORBIT



**OVAL COUPE PLATE**  
**WH OP121** 31.7 x 25.5cm  
 12 1/2" x 10"  
 CTN QTY 12



**OVAL COUPE PLATE**  
**WH OP581** 27 x 22.9cm  
 10 5/8" x 9"  
 CTN QTY 12



**OVAL COUPE PLATE**  
**WH OP91** 23.8 x 20cm  
 9 1/2" x 7 3/4"  
 CTN QTY 12



**OVAL COUPE PLATE**  
**WH OP71** 19.2 x 16cm  
 7 1/2" x 6 1/4"  
 CTN QTY 12



**OVAL COUPE BOWL**  
**WH OB101** 25.5 x 21.2cm  
 10" x 8 1/2" 48cl 17oz  
 CTN QTY 12



**OVAL BOWL**  
**WH OB81** 21 x 17cm  
 8" x 6 1/2" 48cl 17oz  
 CTN QTY 12



**OVAL BOWL**  
**WH OB71** 18 x 14cm  
 7" x 5 1/2" 30cl 10.5oz  
 CTN QTY 12



Covered by Churchill 5 Year Edge Chip Warranty

# LOTUS

Organic Presentation

Soft and organic triangle shapes across a range of pure white plates and bowls, ideal for serving all manner of dishes. Lotus offers innovation in shape design, adding value to the dining experience and elevating food presentation.



TRIANGLE PLATE  
WH TR121 31.1cm 12¼"  
CTN QTY 6



TRIANGLE PLATE  
WH TR101 28.5cm 11¼"  
CTN QTY 12



TRIANGLE PLATE  
WH TR91 24.5cm 9½"  
CTN QTY 12



TRIANGLE PLATE  
WH TR71 20.3cm 8"  
CTN QTY 12



TRIANGLE BOWL  
WH TRB91 23.5cm 9¼"  
60cl 21oz  
CTN QTY 12



TRIANGLE BOWL  
WH TRB71 18.5cm 7¼"  
37cl 13oz  
CTN QTY 12



TRIANGLE BOWL  
WH TRB61 15.3cm 6"  
26cl 9oz  
CTN QTY 12



TRIANGLE SHALLOW BOWL  
WH TB271 27.2 x 26.7cm  
10¼" x 10½"  
CTN QTY 12



TRIANGLE SHALLOW BOWL  
WH TB231 21 x 21cm  
8¼" x 8¼"  
CTN QTY 12



CHEFS' TRIANGLE PLATE  
WH TC361 35.6 x 25cm  
14" x 9¾"  
CTN QTY 6



CHEFS' TRIANGLE PLATE  
WH TC351 35.5 x 18.8cm  
13¾" x 7½"  
CTN QTY 6




CHEFS' TRIANGLE PLATE  
WH TC301 30.4 x 20.5cm  
12" x 8"  
CTN QTY 6



CHEFS' TRIANGLE PLATE  
WH TC261 26.5 x 20.5cm  
10¼" x 7¾"  
CTN QTY 12



CHEFS' TRIANGLE PLATE  
WH TC201 20 x 15 cm  
7¾" x 5¾"  
CTN QTY 12



Lotus shape also available in melamine buffet items on page 388 - 389



CHURCHILL® super vitrified

# MEDITERRANEAN

A Taste of Summer & Signature Style

In shapes inspired by South European cuisines, the Mediterranean range provides great flexibility for all manner of dishes, including salads, sides and tapas.



SALAD BOWL  
WH SBL 1 25.2cm 9 7/8"  
130.7cl 46oz  
CTN QTY 12



SALAD BOWL  
WH SBM 1 21.3cm 8 3/8"  
80cl 28oz  
CTN QTY 12



SALAD BOWL  
WH SBS 1 17.2cm 6 3/4"  
48.3cl 17oz  
CTN QTY 12



UNHANDLED MINI JUG  
WH MJ 1 9cl 3oz  
H: 6cm  
CTN QTY 24



UNHANDLED MINI JUG  
WH MJ2 1 5.68cl 2oz  
H: 5.5cm  
CTN QTY 24



WHITE MEZZE DISH  
WH MZ7 1 13cm 5 1/8"  
19.8cl 7oz  
CTN QTY 12



ONYX MEZZE DISH  
BCBKMZ7 1 13cm 5 1/8"  
19.8cl 7oz  
CTN QTY 12



ONYX MEZZE DISH  
BCBKMZ4 1 11cm 4 1/8"  
11.4cl 4oz  
CTN QTY 12



Covered by Churchill 5 Year Edge Chip Warranty

Due to the nature of the once fired manufacturing process, the Envisage collection has a polished biscuit foot. Look for this Logo to signify a once fired piece

ENVISAGE®  
COLLECTION

CHURCHILL® super vitrified

# CLASSIC & NOVA

The original Classic collection features simple shapes, designed to perform in the most rigorous of hospitality environments. Nova is a range of plates and bowls in key sizes combining understated design with functionality and durability.

High Performance & A Blank Canvas



## CLASSIC



CLASSIC PLATE  
WH CP121 31.2cm 12 1/4"  
CTN QTY 12



CLASSIC PLATE  
WH CP111 28cm 11"  
CTN QTY 12



CLASSIC PLATE  
WH CP581 27.3cm 10 3/4"  
CTN QTY 12



CLASSIC PLATE  
WH CP101 25.4cm 10"  
CTN QTY 24



CLASSIC PLATE  
WH CP91 23cm 9"  
CTN QTY 24



CLASSIC PLATE  
WH CP81 20.3cm 8"  
CTN QTY 24



CLASSIC PLATE  
WH CP651 16.5cm 6 1/2"  
CTN QTY 24



PASTA PLATE  
WH RPP1 30cm 11 1/2"  
71cl 25oz  
CTN QTY 12



CLASSIC RIMMED SOUP  
WH S91 23cm 9"  
32.5cl 11.4oz  
CTN QTY 24



OVAL RIMMED DISH  
WH RD141 36.5 x 29.3cm  
14 1/4" x 11 1/2"  
CTN QTY 6

## NOVA



NOVA PLATE  
WH P11 28cm 11"  
CTN QTY 12



NOVA PLATE  
WH P10 25.4cm 10"  
CTN QTY 24



NOVA PLATE  
WH P9 23cm 9"  
CTN QTY 24




NOVA PLATE  
WH P8 20.3cm 8"  
CTN QTY 24



NOVA PLATE  
WH P7 17.8cm 7"  
CTN QTY 24



NOVA PLATE  
WH P6 15.2cm 6"  
CTN QTY 24



PIZZA PLATE/PLATTER  
WH PPP1 34cm 13 1/2"  
CTN QTY 6



NOVA RIMMED SOUP  
WH NS8 21cm 8 1/4"  
49cl 17.2oz  
CTN QTY 24



Covered by Churchill 5 Year Edge Chip Warranty

# WHITE

Complement any Table Top with Pure White

This collection of White bowls, ovals and accessories provide a comprehensive choice of key shapes and sizes. All products perfectly co-ordinate with the other Churchill Super Vitrified ranges.



OVAL PLATE / PLATTER  
WH D14 1 36cm 14¼"  
CTN QTY 12



OVAL PLATE / PLATTER  
WH D13 1 34cm 13¼"  
CTN QTY 12



OVAL PLATE / PLATTER  
WH D12 1 30.5cm 12"  
CTN QTY 12



OVAL PLATE / PLATTER  
WH D11 1 28cm 11"  
CTN QTY 12



OVAL PLATE / PLATTER  
WH D10 1 25.4cm 10"  
CTN QTY 12



OVAL PLATE / PLATTER  
WH D9 1 23cm 9"  
CTN QTY 12



OVAL PLATE / PLATTER  
WH D8 1 20.3cm 8"  
CTN QTY 12



CLASSIC RIMMED SOUP  
WH S9 1 23cm 9"  
32.5cl 11.4oz  
CTN QTY 24



NOVA RIMMED SOUP  
WH NS8 1 21cm 8¼"  
49cl 17.2oz  
CTN QTY 24



RIMLESS FRUIT BOWL  
WH F 1 12.7cm 5"  
14cl 4.9oz  
CTN QTY 24



OATMEAL BOWL  
WH O 1 15.2cm 6"  
36cl 12.7oz  
CTN QTY 24



SERVING BOWL  
WH SB8 1 21.4cm 8½"  
137cl 48.2oz  
CTN QTY 12



COUPE BOWL  
WH C7 1 18.5cm 7¼"  
54cl 19oz  
CTN QTY 24



RICE BOWL  
WH RB45 1 11.5cm 4½"  
28cl 10oz  
CTN QTY 24



SOUP BOWL  
WH SB 1 13cm 5½"  
54cl 19oz  
CTN QTY 6



SOUP BOWL  
WH SMB 1 12cm 4¾"  
44cl 16oz  
CTN QTY 6



Covered by Churchill 5 Year Edge Chip Warranty

Due to the nature of the once fired manufacturing process, the Envisage collection has a polished biscuit foot. Look for this Logo to signify a once fired piece

ENVISAGE®  
COLLECTION

# CHURCHILL® super vitrified WHITE



SOUP BOWL ↻  
**WH SSB 1** 11cm 4 1/4"  
28cl 10oz  
CTN QTY 24 ⊕



CONSOMMÉ BOWL ↻  
(without handles)  
**WH NSU 1** 11.5cm 4 1/2"  
40cl 14oz  
CTN QTY 24 ⊕



CONSOMMÉ BOWL ↻  
(without handles)  
**WH ASU 1** 10.5cm 4 1/8"  
28cl 10oz  
CTN QTY 24 ⊕



CONSOMMÉ BOWL ↻  
(with handles)  
**WH CSC 1** 11.5cm 4 1/2"  
40cl 14oz  
CTN QTY 24 ⊕



CONSOMMÉ STAND  
**WH TSOL1** 15cm 5 7/8"  
CTN QTY 24 ⊕



SANDRINGHAM JUG/  
CREAMER  
**WH JS1 1** 56cl 20oz  
H: 15cm  
CTN QTY 4



SANDRINGHAM JUG/  
CREAMER  
**WH JS501** 28cl 10oz  
H: 12cm  
CTN QTY 4



SANDRINGHAM JUG/  
CREAMER  
**WH JS251** 14cl 5oz  
H: 10cm  
CTN QTY 4



GRAVY BOAT  
**WH GB 1** 36.2cl 13oz  
H: 10cm Dia: 16cm  
CTN QTY 4



MINI SAUCE BOAT  
**WH MSB 1** 11.2cl 4oz  
H: 6.5cm Dia: 11cm  
CTN QTY 6



GRAVY BOAT STAND  
**WH DB 1** 20.3cm 8"  
CTN QTY 12 ⊕



BUTTER PAD  
**WH BP 1** 10cm 4"  
CTN QTY 24



VINEGAR / OIL BOTTLE  
**WH VB 1** 16cl 6oz  
H: 13cm  
CTN QTY 6



EGG CUP ↻  
**WH EC 1** 4.8cm 1 7/8"  
CTN QTY 24



SUGAR SACHET  
HOLDER  
**WH SH 1** 11.7 x 7.3cm  
4 5/8" x 2 7/8"  
CTN QTY 6



BUD VASE  
**WH BV 1** 12.7cm 5"  
CTN QTY 6



SANDRINGHAM /  
NOVA SUGAR BOWL ↻  
**WH B35 1** 9cm 3 1/2"  
25.6cl 9oz  
CTN QTY 12 ⊕



SUGAR BOWL LID ↻  
**WH LS 1** 9cm 3 1/2"  
CTN QTY 6  
(bowl does not come  
with lid as standard)



SANDRINGHAM  
SALT & PEPPER  
**WH SS 1** 8.4cm 3 1/4"  
CTN QTY 12  
**WH PS 1** 8.4cm 3 1/4"  
CTN QTY 12



⊕ Covered by Churchill 5 Year Edge Chip Warranty

Due to the nature of the once fired manufacturing process, the Envisage collection has a polished biscuit foot. Look for this Logo ↻ to signify a once fired piece

**ENVISAGE**®  
COLLECTION

CHURCHILL® super vitrified

# BUCKINGHAM

Traditional Design

The distinctive Buckingham design has a timeless presence, featuring a decorative embossment on classical white, the design has a vintage charm. Combine Buckingham with other white collections for a simplistic look, or mix in some colour with Vintage Prints for a retro feel.



Featured with Sola Durban cutlery



**BUCKINGHAM PLATE**  
**W BP121** 30.5cm 12"  
 CTN QTY 12 ↻  
**W BP111** 28cm 11"  
 CTN QTY 12 ↻



**BUCKINGHAM PLATE**  
**W BF101** 25.4cm 10"  
 CTN QTY 24 ↻  
**W BP81** 21.5cm 8½"  
 CTN QTY 24 ↻



**BUCKINGHAM PLATE**  
**W BP651** 16.5cm 6½"  
 CTN QTY 24 ↻



**OVAL PLATE/PLATTER**  
**W BD121** 30.5cm 12"  
 CTN QTY 12 ↻  
**W BD101** 25.4cm 10"  
 CTN QTY 12 ↻



**PASTA PLATE**  
**W BPP1** 28cm 11"  
 62.5cl 22oz  
 CTN QTY 12 ↻



**RIMMED SOUP BOWL**  
**W BS91** 23cm 9"  
 33cl 11.6oz  
 CTN QTY 24 ↻



**OATMEAL BOWL**  
**W BO1** 18cm 7"  
 39cl 13.2oz  
 CTN QTY 24 ↻



**ELEGANT CONSUMMÉ BOWL** ↻  
 (without handles)  
**W BESC1** 14cm 5½"  
 38.5cl 13.5oz  
 CTN QTY 24 ↻



**ELEGANT TEA CUP** ↻  
**W BCE1** 21cl 7.5oz  
 H: 7.4cm Dia: 8.2cm  
 CTN QTY 24 ↻



**STACKING TEA CUP** ↻  
**W BC1** 21cl 7.5oz  
 H: 6cm Dia: 8.5cm  
 CTN QTY 24 ↻



**TEA SAUCER**  
**W BCTS1** 15.2cm 6"  
 CTN QTY 24 ↻  
 (Fits W BESC1, W BCE1 & W BC1)



**LARGE SAUCER**  
**W BTS1** 15.2cm 6"  
 CTN QTY 24 ↻  
 (Fits W BCE1 & W BC1)



**MUG** ↻  
**W BM501** 28cl 10oz  
 H: 8cm Dia: 8.2cm  
 CTN QTY 24



**TEAPOT**  
**W BT1** 56cl 20oz  
 H: 14cm  
 CTN QTY 4  
**REPLACEMENT LID**  
**W BLT11**  
 CTN QTY 6



**JUG/CREAMER**  
**W BJ501** 28cl 10oz  
 H: 12cm  
 CTN QTY 4



↻ Covered by Churchill 5 Year Edge Chip Warranty

Due to the nature of the once fired manufacturing process, the Envisage collection has a polished biscuit foot. Look for this Logo ↻ to signify a once fired piece

**ENVISAGE**®  
 COLLECTION

# NOURISH

Versatility and Innovation

The Nourish collection features a range of bowls and dip pots decorated in artisan style glazes. A comprehensive range, Nourish is ideal for grazing, bowl foods and side dishes; the perfect accompaniment to fresh and local dishes from around the world.



## Siena Brown



CONTOUR NOODLE BOWL  
RBBRNDL1 18.3cm 7¼"  
107.5cl 37.8oz H: 8cm  
CTN QTY 6



CONTOUR DEEP BOWL  
RBBRDPBW1 15.5cm 6"  
77cl 26oz H: 7cm  
CTN QTY 6



CONTOUR CHIP MUG →  
RBBRSDCM1 10cm 3¾"  
29cl 11oz H: 8cm  
CTN QTY 12



CONTOUR DEEP BOWL →  
RBBRSDDB1 10.2cm 4"  
24cl 8.4oz H: 6cm  
CTN QTY 12

## Tokyo Black



CONTOUR NOODLE BOWL  
RBBKNDL1 18.3cm 7¼"  
107.5cl 37.8oz H: 8cm  
CTN QTY 6



CONTOUR DEEP BOWL  
RBBKDPBW1 15.5cm 6"  
77cl 26oz H: 7cm  
CTN QTY 6



CONTOUR CHIP MUG →  
RBBKSDCM1 10cm 3¾"  
29cl 11oz H: 8cm  
CTN QTY 12



CONTOUR DEEP BOWL →  
RBBKSDDB1 10.2cm 4"  
24cl 8.4oz H: 6cm  
CTN QTY 12



KOCHI SOUP BOWL →  
RBBKKO161 13cm 5¼"  
40cl 14oz H: 6.2cm  
CTN QTY 12



KOCHI CHIP MUG →  
RBBKKOCP1 9.5cm 3¾"  
33cl 11.6oz H: 8.1cm  
CTN QTY 12



KOCHI SHALLOW BOWL →  
RBBKKO9 1 11.5cm 4½"  
26cl 9oz H: 5cm  
CTN QTY 12



KOCHI DIP POT →  
RBBKKO4 1 8cm 3¼"  
11cl 4oz H: 4.8cm  
CTN QTY 12  
RBBKKO2 1 6.9cm 2¾"  
6cl 2oz H: 4cm  
CTN QTY 12



KOCHI UNHANDLED CUP →  
RBBKKC121 8.8cm 3½"  
34cl 12oz H: 10.1cm  
CTN QTY 12  
(Fits MOVCCSS 1)



KOCHI UNHANDLED CUP →  
RBBKKC101 8.5cm 3¼"  
29cl 10oz H: 9cm  
CTN QTY 12  
(Fits MOVCCSS 1)



KOCHI UNHANDLED CUP →  
RBBKKC081 8.2cm 3¼"  
23cl 8oz H: 7.8cm  
CTN QTY 12  
(Fits MOVCCSS 1)



KOCHI UNHANDLED CUP →  
RBBKKC041 6.5cm 2½"  
11cl 4oz H: 7.3cm  
CTN QTY 12  
(Fits MOVCCSS 1)

Due to the nature of the once fired manufacturing process, the Envisage collection has a polished biscuit foot. Look for this Logo → to signify a once fired piece

**ENVISAGE**®  
COLLECTION

# CHURCHILL<sup>®</sup> super vitrified NOURISH

## Tokyo Blue



KOCHI SOUP BOWL ↗  
**TKBLKO161** 13cm 5/4"  
40cl 14oz H: 6.2cm  
CTN QTY 12



KOCHI CHIP MUG ↗  
**TKBLKOCP1** 9.5cm 3/4"  
33cl 11.6oz H: 8.1cm  
CTN QTY 12



KOCHI SHALLOW BOWL ↗  
**TKBLKO91** 11.5cm 4 1/2"  
26cl 9oz H: 5cm  
CTN QTY 12



KOCHI DIP POT ↗  
**TKBLKO41** 8cm 3/4"  
11cl 4oz H: 4.8cm  
CTN QTY 12  
**TKBLKO21** 6.9cm 2 3/4"  
6cl 2oz H: 4cm  
CTN QTY 12



KOCHI UNHANDLED CUP ↗  
**TKBLKC121** 8.8cm 3 1/2"  
34cl 12oz H: 10.1cm  
CTN QTY 12  
(Fits MOMBCSS 1)



KOCHI UNHANDLED CUP ↗  
**TKBLKC101** 8.5cm 3 1/2"  
29cl 10oz H: 9cm  
CTN QTY 12  
(Fits MOMBCSS 1)



KOCHI UNHANDLED CUP ↗  
**TKBLKC081** 8.2cm 3 1/4"  
23cl 8oz H: 7.8cm  
CTN QTY 12  
(Fits MOMBCSS 1)



KOCHI UNHANDLED CUP ↗  
**TKBLKC041** 6.5cm 2 1/2"  
11cl 4oz H: 7.3cm  
CTN QTY 12  
(Fits MOMBCSS 1)

## Oslo Blue



CONTOUR NOODLE BOWL ↗  
**RBBLNDBL1** 18.3cm 7 1/4"  
107.5cl 37.8oz H: 8cm  
CTN QTY 6



CONTOUR DEEP BOWL ↗  
**RBBLDPBW1** 15.5cm  
77cl 26oz H: 7cm  
CTN QTY 6



CONTOUR SNACK BOWL ↗  
**RBBLBS141** 13cm 5 1/4"  
40cl 14oz H: 6.5cm  
CTN QTY 12



CONTOUR SHALLOW BOWL ↗  
**RBBLBS91** 13cm 5 1/4"  
26cl 9oz H: 4.5cm  
CTN QTY 12



CONTOUR SHALLOW BOWL ↗  
**RBBLBS61** 11.6cm 4 5/8"  
20cl 7oz H: 4cm  
CTN QTY 12



CONTOUR CHIP MUG ↗  
**RBBLSCM1** 10cm 3 3/4"  
29cl 11oz H: 8cm  
CTN QTY 12



CONTOUR DEEP BOWL ↗  
**RBBLSD1** 10.2cm 4"  
24cl 8.4oz H: 6cm  
CTN QTY 12



CONTOUR DIP POT ↗  
**RBBLSD41** 8.5cm 3 3/4"  
11cl 4oz H: 5cm  
CTN QTY 12  
**RBBLSD21** 7cm 2 3/4"  
6cl 2oz H: 4cm  
CTN QTY 12

## Seattle Grey



CONTOUR SNACK BOWL ↗  
**RBGYBS141** 13cm 5 1/4"  
40cl 14oz H: 6.5cm  
CTN QTY 12



CONTOUR SHALLOW BOWL ↗  
**RBGYBS91** 13cm 5 1/4"  
26cl 9oz H: 4.5cm  
CTN QTY 12



CONTOUR SHALLOW BOWL ↗  
**RBGYBS61** 11.6cm 4 5/8"  
20cl 7oz H: 4cm  
CTN QTY 12



CONTOUR CHIP MUG ↗  
**RBGYBSCM1** 10cm 3 3/4"  
29cl 11oz H: 8cm  
CTN QTY 12



CONTOUR DEEP BOWL ↗  
**RBGYBSD1** 10.2cm 4"  
24cl 8.4oz H: 6cm  
CTN QTY 12



CONTOUR DIP POT ↗  
**RBGYBSD41** 8.5cm 3 3/4"  
11cl 4oz H: 5cm  
CTN QTY 12



CONTOUR DIP POT ↗  
**RBGYBSD21** 7cm 2 3/4"  
6cl 2oz H: 4cm  
CTN QTY 12

## Andorra Green



CONTOUR SNACK BOWL ↗  
**RBGNBS141** 13cm 5 1/4"  
40cl 14oz H: 6.5cm  
CTN QTY 12



CONTOUR SHALLOW BOWL ↗  
**RBGNBS91** 13cm 5 1/4"  
26cl 9oz H: 4.5cm  
CTN QTY 12



CONTOUR SHALLOW BOWL ↗  
**RBGNBS61** 11.6cm 4 5/8"  
20cl 7oz H: 4cm  
CTN QTY 12



CONTOUR CHIP MUG ↗  
**RBGNBSCM1** 10cm 3 3/4"  
29cl 11oz H: 8cm  
CTN QTY 12



CONTOUR DEEP BOWL ↗  
**RBGNBSD1** 10.2cm 4"  
24cl 8.4oz H: 6cm  
CTN QTY 12



CONTOUR DIP POT ↗  
**RBGNBSD41** 8.5cm 3 3/4"  
11cl 4oz H: 5cm  
CTN QTY 12



CONTOUR DIP POT ↗  
**RBGNBSD21** 7cm 2 3/4"  
6cl 2oz H: 4cm  
CTN QTY 12

Due to the nature of the once fired manufacturing process, the Envisage collection has a polished biscuit foot. Look for this Logo ↗ to signify a once fired piece

**ENVISAGE**<sup>®</sup>  
COLLECTION

# CHURCHILL<sup>®</sup> super vitrified NOURISH

## Petra Sand



CONTOUR  
SNACK BOWL →  
**RBSABS141** 13cm 5/4"  
40cl 14oz H: 6.5cm  
CTN QTY 12



CONTOUR  
SHALLOW BOWL →  
**RBSABS91** 13cm 5/4"  
26cl 9oz H: 4.5cm  
CTN QTY 12



CONTOUR  
SHALLOW BOWL →  
**RBSABS61** 11.6cm 4 5/8"  
20cl 7oz H: 4cm  
CTN QTY 12



CONTOUR CHIP MUG →  
**RBSABSCM1** 10cm 3 7/8"  
29cl 11oz H: 8cm  
CTN QTY 12



CONTOUR DEEP BOWL →  
**RBSABSD1** 10.2cm 4"  
24cl 8.4oz H: 6cm  
CTN QTY 12



CONTOUR DIP POT →  
**RBSABSD41** 8.5cm 3 3/8"  
11cl 4oz H: 5cm  
CTN QTY 12



CONTOUR DIP POT →  
**RBSABSD21** 7cm 2 3/4"  
6cl 2oz H: 4cm  
CTN QTY 12

## White



CONTOUR  
SNACK BOWL →  
**WH B5141** 13cm 5 1/4"  
40cl 14oz H: 6.5cm  
CTN QTY 12



CONTOUR  
SHALLOW BOWL →  
**WH B5B91** 13cm 5 1/4"  
26cl 9oz H: 4.5cm  
CTN QTY 12



CONTOUR  
SHALLOW BOWL →  
**WH B5B61** 11.6cm 4 5/8"  
20cl 7oz H: 4cm  
CTN QTY 12



CONTOUR CHIP MUG →  
**WH B5CM1** 10cm 3 7/8"  
29cl 11oz H: 8cm  
CTN QTY 12



CONTOUR DEEP BOWL →  
**WH B5DB1** 10.2cm 4"  
24cl 8.4oz H: 6cm  
CTN QTY 12



CONTOUR DIP POT →  
**WH B5D41** 8.5cm 3 3/8"  
11cl 4oz H: 5cm  
CTN QTY 12



CONTOUR DIP POT →  
**WH B5D21** 6cl 2oz  
H: 4cm Dia: 7cm 2 3/4"  
CTN QTY 12



LINEAR SOUP BOWL →  
**WH S5S1** 12cm 3 1/4"  
42.6cl 15oz H: 6.5cm  
CTN QTY 12



LINEAR CHIP MUG →  
**WH S5CM1** 8.7cm 3 1/2"  
30cl 10.5oz H: 8.2cm  
CTN QTY 12



LINEAR DEEP BOWL →  
**WH S5DB1** 9cm 3 5/8"  
23cl 8oz H: 6cm  
CTN QTY 12



LINEAR DIP POT →  
**WH S5DP1** 7.5cm 3"  
11cl 4oz H: 5cm  
CTN QTY 12



LINEAR SIDE DISH →  
**WH S5MD1** 12cm 4 3/4"  
17cl 6oz H: 3cm  
CTN QTY 12



KOCHI SOUP BOWL →  
**WH K0161** 13cm 5 1/4"  
40cl 14oz H: 6.2cm  
CTN QTY 12



KOCHI CHIP MUG →  
**WH K0CP1** 9.5cm 3 3/4"  
33cl 11.6oz H: 8.1cm  
CTN QTY 12



KOCHI SHALLOW BOWL →  
**WH K091** 11.5cm 4 1/2"  
26cl 9oz H: 5cm  
CTN QTY 12



KOCHI DIP POT →  
**WH K041** 8cm 3 1/8"  
11cl 4oz H: 4.8cm  
CTN QTY 12



KOCHI DIP POT →  
**WH K021** 6.9cm 2 3/4"  
6cl 2oz H: 4cm  
CTN QTY 12



KOCHI  
UNHANDLED CUP →  
**WH K0121** 8.8cm 3 1/2"  
34cl 12oz H: 10.1cm  
CTN QTY 12  
(Fits WH CSS 1)



KOCHI  
UNHANDLED CUP →  
**WH K0101** 8.5cm 3 1/8"  
29cl 10oz H: 9cm  
CTN QTY 12  
(Fits WH CSS 1)



KOCHI  
UNHANDLED CUP →  
**WH K0081** 8.2cm 3 1/4"  
23cl 8oz H: 7.8cm  
CTN QTY 12  
(Fits WH CSS 1)



KOCHI  
UNHANDLED CUP →  
**WH K0041** 6.5cm 2 1/2"  
11cl 4oz H: 7.3cm  
CTN QTY 12  
(Fits WH CSS 1)

Due to the nature of the once fired manufacturing process, the Envisage collection has a polished biscuit foot. Look for this Logo → to signify a once fired piece

**ENVISAGE**<sup>®</sup>  
COLLECTION

# BIT ON THE SIDE

Versatility and Innovation

Innovative shapes and reactive glazes enhance the presentation of side dishes, bowl foods and sharing plates. The versatile shapes are designed to work alongside a variety of other Churchill tableware and wood items.



Featured with Churchill Cooper cutlery



## CHIP MUGS



Ripple White  
Chip Mug ↗  
WH RPCM1 9.5 x 8.3cm  
3 3/4" x 3 1/4" 28cl 10oz  
CTN QTY 12



Ripple Cinnamon  
Chip Mug ↗  
BCBRRPCM1 9.5 x 8.3cm  
3 3/4" x 3 1/4" 28cl 10oz  
CTN QTY 12



Ripple Sapphire  
Chip Mug ↗  
BCBLRPCM1 9.5 x 8.3cm  
3 3/4" x 3 1/4" 28cl 10oz  
CTN QTY 12

## DIP POTS



Ripple White  
Dip Pot ↗  
WH RPD41 7 x 6.2cm  
2 7/8" x 2 1/2" 11cl 4oz  
CTN QTY 12  
WH RPD21 5.9 x 5cm  
2 3/8" x 2" 5.7cl 2oz  
CTN QTY 12



Ripple Cinnamon  
Dip Pot ↗  
BCBRRPD41 7 x 6.2cm  
2 7/8" x 2 1/2" 11cl 4oz  
CTN QTY 12  
BCBRRPD21 5.9 x 5cm  
2 3/8" x 2" 5.7cl 2oz  
CTN QTY 12



Ripple Sapphire  
Dip Pot ↗  
BCBLRPD41 7 x 6.2cm  
2 7/8" x 2 1/2" 11cl 4oz  
CTN QTY 12  
BCBLRPD21 5.9 x 5cm  
2 3/8" x 2" 5.7cl 2oz  
CTN QTY 12



Square Dip Pot ↗  
WH BODP1 5.5cm 2 1/4"  
5.7cl 2oz  
CTN QTY 24

## RIPPLE BOWLS



Ripple White  
Bowl ↗  
WH SBRP1 13 x 7.4cm  
5 1/8" x 2 7/8" 56cl 19.7oz  
CTN QTY 6



Ripple Cinnamon  
Bowl ↗  
BCBRSBRP1 13 x 7.4cm  
5 1/8" x 2 7/8" 56cl 19.7oz  
CTN QTY 6



Ripple Sapphire  
Bowl ↗  
BCBLRSBRP1 13 x 7.4cm  
5 1/8" x 2 7/8" 56cl 19.7oz  
CTN QTY 6



Ripple White  
Snack Bowl ↗  
WH RP101 12 x 5.7cm  
4 7/8" x 2 1/4" 28cl 10oz  
CTN QTY 12  
WH RP6 1 10.4 x 4.9cm  
4" x 2" 17cl 6oz  
CTN QTY 12



Ripple Cinnamon  
Snack Bowl ↗  
BCBRRP101 12 x 5.7cm  
4 7/8" x 2 1/4" 28cl 10oz  
CTN QTY 12  
BCBRRP6 1 10.4 x 4.9cm  
4" x 2" 17cl 6oz  
CTN QTY 12



Ripple Sapphire  
Snack Bowl ↗  
BCBLRP101 12 x 5.7cm  
4 7/8" x 2 1/4" 28cl 10oz  
CTN QTY 12  
BCBLRP6 1 10.4 x 4.9cm  
4" x 2" 17cl 6oz  
CTN QTY 12



Ripple Onyx  
Snack Bowl ↗  
BCBKRP101 12 x 5.7cm  
4 7/8" x 2 1/4" 28cl 10oz  
CTN QTY 12

Due to the nature of the once fired manufacturing process, the Envisage collection has a polished biscuit foot. Look for this Logo ↗ to signify a once fired piece

**ENVISAGE**®  
COLLECTION

# CHURCHILL<sup>®</sup> super vitrified BIT ON THE SIDE

## ZEST BOWLS



ZEST WHITE BOWL ↻  
**WH SBZE1** 12.9 x 7.6cm  
5" x 3" 50cl 17.5oz  
CTN QTY 6



ZEST SAPPHIRE BOWL ↻  
**BCBLSBZE1** 12.9 x 7.6cm  
5" x 3" 50cl 17.5oz  
CTN QTY 6



ZEST SNACK BOWL ↻  
**WH ZE121** 12.1 x 6.5cm  
4 7/8" x 2 1/2" 34cl 12oz  
CTN QTY 12



ZEST SNACK BOWL ↻  
**WH ZE101** 11.6 x 6cm  
4 1/2" x 2 1/4" 28cl 10oz  
CTN QTY 12



ZEST SNACK BOWL ↻  
**BCBKZE121** 12.1 x 6.5cm  
4 7/8" x 2 1/2" 34cl 12oz  
CTN QTY 12  
**BCBKZE101** 11.6 x 6cm  
4 1/2" x 2 1/4" 28cl 10oz  
CTN QTY 12

## SOUP BOWL



WHITE SOUP BOWL ↻  
**WH RBL61** 47cl 1.6oz  
H: 6.3cm Dia: 13.2cm  
CTN QTY 12



WHITE ROUND DISH  
**WH ID7 1** 18.5 x 16.8cm  
7 1/4" x 6 5/8" 35.8cl 12.6oz  
CTN QTY 12



WHITE ROUND DISH ↻  
**WH ID6 1** 16 x 14.5cm  
6 1/4" x 5 3/4" 24.7cl 8.7oz  
CTN QTY 12

## DISHES

## DIP DISHES



RIPPLE WHITE  
DIP DISH ↻  
**WH RPDD1** 11.3 x 3.5cm  
4 1/2" x 1 1/8" 14cl 5oz  
CTN QTY 12



RIPPLE CINNAMON  
DIP DISH ↻  
**BCBRRPDD1** 11.3 x 3.5cm  
4 1/2" x 1 1/8" 14cl 5oz  
CTN QTY 12



RIPPLE SAPPHIRE  
DIP DISH ↻  
**BCBLRPDD1** 11.3 x 3.5cm  
4 1/2" x 1 1/8" 14cl 5oz  
CTN QTY 12



BUTTER BLOCK ↻  
**WH BBB 1** 6cm 2 1/4"  
2.8cl 1oz  
CTN QTY 12



BUTTER BLOCK ↻  
**WH CBB 1** 6cm 2 1/4"  
2.8cl 1oz  
CTN QTY 12



SAUCE DISH ↻  
**WH SD4 1** 11cl 4oz  
H: 5cm Dia: 8.5cm  
CTN QTY 24



SAUCE DISH ↻  
**WH SD3 1** 9cl 3oz  
H: 4cm Dia: 8cm  
CTN QTY 24



SAUCE DISH ↻  
**WH SD2 1** 5.68cl 2oz  
H: 2.7cm Dia: 8cm  
CTN QTY 24

## SAUCE BOWLS

## PLANT POTS



MINI SAUCE BOAT  
**WH BSSB1** 14cl 5oz  
H: 5cm  
CTN QTY 6



PAPRIKA PLANT POT ↻  
**BCPAPL171** 10.4 x 10.9cm  
4 1/8" x 4 1/4" 48.3cl 17oz  
CTN QTY 6



PAPRIKA PLANT POT ↻  
**BCPAPL121** 9 x 9.7cm  
2 3/4" x 3 1/2" 34cl 12oz  
CTN QTY 12



PAPRIKA PLANT POT ↻  
**BCPAPL4 1** 6.7 x 6.9cm  
2 3/4" x 2 3/4" 11.4cl 4oz  
CTN QTY 12



PAPRIKA PLANT POT ↻  
**BCPAPL2 1** 5.5 x 5.8cm  
2 1/4" x 2 1/4" 5.7cl 2oz  
CTN QTY 12



PAPRIKA DIP DISH ↻  
**BCPAPL5 1** 3.5 x 9.7cm  
3 3/4" x 1 1/2" 14.2cl 5oz  
CTN QTY 12

Due to the nature of the once fired manufacturing process, the Envisage collection has a polished biscuit foot. Look for this Logo ↻ to signify a once fired piece


**ENVISAGE**<sup>®</sup>  
COLLECTION

# COOKWARE


Assured Performance


Cookware is an attractive oven-to-tableware range that combines vital performance with contemporary understated design. Featuring a high thermal shock resistance to reduce breakages, Cookware offers excellent heat retention properties and is oven, microwave and dishwasher safe.



  
**RECTANGULAR DISH**  
**WHCWLASN1** 16 x 12 x 5cm  
 6 3/4" x 4 3/4" x 2" 60cl 21.1oz  
 CTN QTY 12

  
**RECTANGULAR DISH**  
**BCBKLASN1** 16 x 12 x 5cm  
 6 3/4" x 4 3/4" x 2" 60cl 21.1oz  
 CTN QTY 12

  
**SHALLOW RECTANGULAR DISH**  
**WHCWSASN1** 15.5 x 11.5 x 4cm  
 6 1/4" x 4 1/2" x 1 1/2" 40cl 14oz  
 CTN QTY 12

  
**SQUARE PIE DISH**  
**WHCWSPDN1** 12 x 12 x 5cm  
 4 3/4" x 4 3/4" x 2" 45cl 15.8oz  
 CTN QTY 12

  
**SQUARE PIE DISH**  
**BCBKSPDN1** 12 x 12 x 5cm  
 4 3/4" x 4 3/4" x 2" 45cl 15.8oz  
 CTN QTY 12

  
**ROUND PIE DISH** ↻  
**WHCWRPDN1** 13.5cm x 5cm  
 5 1/4" x 2" 50cl 17.6oz  
 CTN QTY 12

  
**ROUND PIE DISH** ↻  
**BCBKRPDN1** 13.5 x 5cm  
 5 1/4" x 2" 50cl 17.6oz  
 CTN QTY 12


  
**OVAL PIE DISH** ↻  
**WHCWOPDN1** 15.2 x 11.3 x 5cm  
 6" x 4 1/2" x 2" 45cl 15.8oz  
 CTN QTY 12


  
**OVAL PIE DISH** ↻  
**BCBKOPDN1** 15.2 x 11.3 x 5cm  
 6" x 4 1/2" x 2" 45cl 15.8oz  
 CTN QTY 12

  
**OVAL EARED DISH**  
**WHCWLOEN1** 34.5 x 19cm  
 13 1/2" x 7 1/2" 109cl 38oz  
 CTN QTY 6

  
**INTERMEDIATE OVAL EARED DISH** ↻  
**BCBKIOEN1** 23.2 x 12.5cm  
 9 1/4" x 5" 38cl 13.4oz  
 CTN QTY 6

  
**SMALL OVAL EARED DISH** ↻  
**WHCWOEN1** 20.5 x 11.3cm  
 8 1/8" x 4 1/4" 25.5cl 9oz  
 CTN QTY 6

  
**WHCWMOEN1** 28 x 15.6cm  
 11" x 6 1/4" 78cl 27.5oz  
 CTN QTY 6

  
**WHCWIOEN1** 23.2 x 12.5cm  
 9 1/4" x 5" 38cl 13.4oz  
 CTN QTY 6

  
**LARGE ROUND EARED DISH** ↻  
**WHCWREN1** 17.5 x 21.5cm  
 7" x 8 1/2" 59cl 20.8oz  
 CTN QTY 6

  
**LARGE ROUND EARED DISH** ↻  
**BCBKREN1** 17.5 x 21.5cm  
 7" x 8 1/2" 59cl 20.8oz  
 CTN QTY 6

  
**SMALL ROUND EARED DISH** ↻  
**WHCWSREN1** 15 x 18cm  
 5 7/8" x 7 1/4" 30cl 10.6oz  
 CTN QTY 6

  
**SMALL ROUND EARED DISH** ↻  
**BCBKREN1** 15 x 18cm  
 5 7/8" x 7 1/4" 30cl 10.6oz  
 CTN QTY 6

  
**MINI ROUND EARED DISH** ↻  
**WHCWRE6N1** 12.5 x 15.2cm  
 5" x 6" 18cl 6.3oz  
 CTN QTY 6

  
**SOUFFLÉ DISH** ↻  
**WHCWS12N1** 10cm 4"  
 34cl 12oz  
 CTN QTY 12

  
**RAMEKIN** ↻  
**WHCWLRKN1** 9cm 3 1/2"  
 19.5cl 6.9oz  
 CTN QTY 24  
**WHCWSRKN1** 7cm 2 3/4"  
 9cl 3.2oz  
 CTN QTY 24

  
**RAMEKIN** ↻  
**BCBKLRKN1** 9cm 3 1/2"  
 19.5cl 6.9oz  
 CTN QTY 24  
**BCBKSRKN1**  
 7cm 2 3/4" 9cl 3.2oz  
 CTN QTY 24

Due to the nature of the once fired manufacturing process, the Envisage collection has a polished biscuit foot. Look for this Logo ↻ to signify a once fired piece

**ENVISAGE**®  
 COLLECTION

CHURCHILL® super vitrified

# COUNTER SERVE

Unique Serving Layouts

Counter Serve is an innovative product, designed to offer the perfect solution for all hot and cold counter service, with flexible layout and a clean white body. Counter Serve provides consistent presentation, improving the look of food display.



Featured with Rustic Simmers page 370 - 371



RECTANGULAR TRAY  
**WHCWRSD1** 12 x 25 x 6.2cm  
5" x 10" x 2½" 1ltr 35oz  
CTN QTY 4



SQUARE DISH  
**WHCWSBD 1** 25 x 25 x 6.2cm  
10" x 10" x 2½" 2ltr 70.4oz  
CTN QTY 6



RECTANGULAR TRAY  
**WHCWLBD1** 38 x 25 x 6.2cm  
15" x 10" x 2½" 3.5ltr 123.2oz  
CTN QTY 4



RECTANGULAR TRAY  
**WHCWLBD1** 53 x 32.5 x 6.2cm  
21" x 13" x 2½" 6ltr 211.8oz  
CTN QTY 2



RECTANGULAR TRAY  
**WHCWLBD 1** 53 x 16 x 6.2cm  
21" x 6½" x 2½" 3ltr 105.6oz  
CTN QTY 2



2/4 FLAT TRAY  
**WHCWSLBD1** 53 x 15 x 2.5cm  
21" x 6" x 1" 1.4ltr 50oz  
CTN QTY 4



LARGE DISH  
**WHCWRCDL1** 34 x 20 x 11.5cm  
13½" x 7¾" x 4½" 4ltr 140.8oz  
CTN QTY 2



SMALL DISH  
**WHCWRCD 1** 18 x 19.4 x 11.5cm  
7" x 6½" x 4½" 2ltr 70.4oz  
CTN QTY 4



SHALLOW DISH\*  
**WHCWSCD 1** 17.5 x 18.5 x 8.5cm  
6¾" x 7¾" x 3¾" 1.6ltr 56oz  
CTN QTY 4



SQUARE JUG  
**WHCWSQJ 1** 18 x 12cm  
7" x 4½" 1.5ltr 52.8oz  
CTN QTY 2  
POLYCARBONATE  
SQUARE JUG LID\*  
**WHCWSQJL1** 11cm 4¾"  
CTN QTY 6

\* 1/6 plastic lid to fit Large Dish is available from nationwide catering distributors. \*Polycarbonate lids are not available in the EU.

CHURCHILL® super vitrified

# COUNTER SERVE HINTS

A Hint of Colour

Stonecast brings rustic charm to hot counter presentation, hand decorated in the UK with a fine speckle and rustic edge band making each piece unique. Timeless hot or cold counter dishes decorated in Stonecast Hints, Barley White and Indigo Blue are designed to enhance food presentation with a hint of colour.



## Indigo Blue



**SQUARE DISH**  
**SHBISBD 1** 25 x 25 x 6.2cm  
 10" x 10" x 2½" 2ltr 70.4oz  
 CTN QTY 6



**RECTANGULAR DISH**  
**SHBIRLBD1** 38 x 25 x 6.2cm  
 15" x 10" x 2½" 3.5ltr 123.2oz  
 CTN QTY 4



**RECTANGULAR DISH**  
**SHBIXLBD1** 53 x 32.5 x 6.2cm  
 21" x 13" x 2½" 6ltr 211.8oz  
 CTN QTY 2



**RECTANGULAR DISH**  
**SHBILBD 1** 53 x 16 x 6.2cm  
 21" x 6½" x 2½" 3ltr 105.6oz  
 CTN QTY 2



**SMALL DISH**  
**SHBIRCD 1** 18 x 19.4 x 11.5cm  
 7" x 6½" x 4½" 2ltr 70.4oz  
 CTN QTY 4



**2/4 FLAT TRAY**  
**SHBISLBD1** 53 x 15 x 2.5cm  
 21" x 6" x 1" 1.4ltr 50oz  
 CTN QTY 4

## Barley White



**SQUARE DISH**  
**SHWHSBD 1** 25 x 25 x 6.2cm  
 10" x 10" x 2½" 2ltr 70.4oz  
 CTN QTY 6



**RECTANGULAR DISH**  
**SHWHLBD1** 38 x 25 x 6.2cm  
 15" x 10" x 2½" 3.5ltr 123.2oz  
 CTN QTY 4



**RECTANGULAR DISH**  
**SHWHLBD1** 53 x 32.5 x 6.2cm  
 21" x 13" x 2½" 6ltr 211.8oz  
 CTN QTY 2



**RECTANGULAR DISH**  
**SHWHLBD 1** 53 x 16 x 6.2cm  
 21" x 6½" x 2½" 3ltr 105.6oz  
 CTN QTY 2



**SMALL DISH**  
**SHWHLCD 1** 18 x 19.4 x 11.5cm  
 7" x 6½" x 4½" 2ltr 70.4oz  
 CTN QTY 4



**2/4 FLAT TRAY**  
**SHWHSLBD1** 53 x 15 x 2.5cm  
 21" x 6" x 1" 1.4ltr 50oz  
 CTN QTY 4

# BLENDS

Elegance in Every Sip

The Blends collection is inspired by the art of combining coffee styles with the perfect cup size, carefully crafted to elevate every drinking experience. Drawing inspiration from the elegant, natural form of a tulip, each mug features a softly flared rim that tapers to the base, designed to amplify the aromas of any beverage.



## Grey



TULIP CUP ↻  
**BLGRU161** 45cl 16oz  
 H: 10cm Dia: 9.7cm  
 CTN QTY 6



TULIP CUP ↻  
**BLGRU121** 34cl 12oz  
 H: 10cm Dia: 9cm  
 CTN QTY 12



TULIP CUP ↻  
**BLGRU101** 28cl 10oz  
 H: 9cm Dia: 8.5cm  
 CTN QTY 12



TULIP CUP ↻  
**BLGRU8 1** 24cl 8.5oz  
 H: 7.5cm Dia: 8cm  
 CTN QTY 12



TULIP CUP ↻  
**BLGRU6 1** 17cl 6oz  
 H: 7cm Dia: 7.6cm  
 CTN QTY 12



TULIP ESPRESSO CUP ↻  
**BLGRU3 1** 10cl 3.5oz  
 H: 6cm Dia: 6.5cm  
 CTN QTY 12

## Paprika



TULIP CUP ↻  
**BLPATU161** 45cl 16oz  
 H: 10cm Dia: 9.7cm  
 CTN QTY 6



TULIP CUP ↻  
**BLPATU121** 34cl 12oz  
 H: 10cm Dia: 9cm  
 CTN QTY 12



TULIP CUP ↻  
**BLPATU101** 28cl 10oz  
 H: 9cm Dia: 8.5cm  
 CTN QTY 12



TULIP CUP ↻  
**BLPATU8 1** 24cl 8.5oz  
 H: 7.5cm Dia: 8cm  
 CTN QTY 12



TULIP CUP ↻  
**BLPATU6 1** 17cl 6oz  
 H: 7cm Dia: 7.6cm  
 CTN QTY 12



TULIP ESPRESSO CUP ↻  
**BLPATU3 1** 10cl 3.5oz  
 H: 6cm Dia: 6.5cm  
 CTN QTY 12

## White



TULIP CUP ↻  
**WH TU161** 45cl 16oz  
 H: 10cm Dia: 9.7cm  
 CTN QTY 6



TULIP CUP ↻  
**WH TU121** 34cl 12oz  
 H: 10cm Dia: 9cm  
 CTN QTY 12



TULIP CUP ↻  
**WH TU101** 28cl 10oz  
 H: 9cm Dia: 8.5cm  
 CTN QTY 12



TULIP CUP ↻  
**WH TU8 1** 24cl 8.5oz  
 H: 7.5cm Dia: 8cm  
 CTN QTY 12



TULIP CUP ↻  
**WH TU6 1** 17cl 6oz  
 H: 7cm Dia: 7.6cm  
 CTN QTY 12



TULIP ESPRESSO CUP ↻  
**WH TU3 1** 10cl 3.5oz  
 H: 6cm Dia: 6.5cm  
 CTN QTY 12

Due to the nature of the once fired manufacturing process, the Envisage collection has a polished biscuit foot. Look for this Logo ↻ to signify a once fired piece

**ENVISAGE**®  
 COLLECTION



↻ Covered by Churchill 5 Year Edge Chip Warranty

CHURCHILL® super vitrified

# SNACK ATTACK

One Plate, so Many Uses!

An innovative range developed to be the ultimate flexible food presentation solution. The "one size fits all plate" is specifically designed to hold the diverse range of cups and dishes.



TRIANGULAR  
SNACK PLATE  
WH TSP 1 24.4cm 9½"  
CTN QTY 6



SOUP BOWL ↻  
WH SB 1 13cm 5¼"  
54cl 19oz  
CTN QTY 6 ⊕  
WH SMB 1 12cm 4¾"  
44cl 16oz  
CTN QTY 6 ⊕



SMALL SOUP BOWL ↻  
WH SSB 1 11cm 4¾"  
28cl 10oz  
CTN QTY 24 ⊕



RICE BOWL ↻  
WH RB451 11.5cm 4½"  
28cl 10oz  
CTN QTY 24



CAFÉ LATTE MUG ↻  
WH MCLL1 44cl 16oz  
CTN QTY 6  
WH CCLL1 22.4cl 8oz  
H: 10cm Dia: 7.5cm  
CTN QTY 24



ELEGANT MUG ↻  
WH ME 1 28cl 10oz  
H: 9.6cm Dia: 8.2cm  
CTN QTY 24



STACKING MUG ↻  
WH MSS 1 28cl 10oz  
H: 9.5cm Dia: 7.5cm  
CTN QTY 24



SAUCE DISH ↻  
WH SD4 1 11cl 4oz  
H: 5cm Dia: 8.5cm  
CTN QTY 24



SAUCE DISH ↻  
WH SD3 1 9cl 3oz  
H: 4cm Dia: 8cm  
CTN QTY 24



SAUCE DISH ↻  
WH SD2 1 5.68cl 2oz  
H: 2.7cm Dia: 8cm  
CTN QTY 24



DIPPER POT/  
BUTTER PAD ↻  
WH DP 1 4.5cl 1.5oz  
H: 4cm Dia: 5.5cm  
CTN QTY 24



ECLIPSE DISH ↻  
WHVYED 1 18.5cm 7½"  
22.4cl 8oz  
CTN QTY 12

## VOYAGER



⊕ Covered by Churchill 5 Year Edge Chip Warranty

Due to the nature of the once fired manufacturing process, the Envisage collection has a polished biscuit foot. Look for this Logo ↻ to signify a once fired piece

ENVISAGE®  
COLLECTION

CHURCHILL® super vitrified

# MONOCHROME

Reminiscent of Artisan Pottery

Reminiscent of artisan pottery, Monochrome is hand dipped in three reactive coloured glazes. Create a rustic look with a coloured saucer or a contemporary look with a white saucer.



  
**SAPPHIRE BLUE  
 CAPPUCCINO CUP** ↗  
**MOBLCB281** 34cl 12oz  
 H: 6.5cm Dia: 11cm  
 CTN QTY 12 ↕  
**MOBLCB201** 22.7cl 8oz  
 H: 5.5cm Dia: 9.5cm  
 CTN QTY 12 ↕


  
**CINNAMON BROWN  
 CAPPUCCINO CUP** ↗  
**MOBRCB281** 34cl 12oz  
 H: 6.5cm Dia: 11cm  
 CTN QTY 12 ↕  
**MOBRCB201** 22.7cl 8oz  
 H: 5.5cm Dia: 9.5cm  
 CTN QTY 12 ↕

  
**ONYX BLACK  
 CAPPUCCINO CUP** ↗  
**MOBKC281** 34cl 12oz H:  
 6.5cm Dia: 11cm  
 CTN QTY 12 ↕  
**MOBKC201** 22.7cl 8oz  
 H: 5.5cm Dia: 9.5cm  
 CTN QTY 12 ↕

  
**MIST BLUE SAUCER**  
**MOMBSS 1** 15.6cm 6 1/8"  
 CTN QTY 12 ↕  
 (Fits MOBLCB281, MOBRBC281,  
 MOBKC281, MOBLCB201,  
 MOBRBC201, MOBKC201,  
 MOBLYM121, MOBRVM121  
 & MOBKVM121)

  
**VINTAGE COPPER SAUCER**  
**MOVCCS 1** 15.6cm 6 1/8"  
 CTN QTY 12 ↕  
 (Fits MOBLCB281, MOBRBC281,  
 MOBKC281, MOBLCB201,  
 MOBRBC201, MOBKC201,  
 MOBLYM121, MOBRVM121  
 & MOBKVM121)

  
**IRON BLACK SAUCER**  
**MOIBCS 1** 15.6cm 6 1/8"  
 CTN QTY 12 ↕  
 (Fits MOBLCB281, MOBRBC281,  
 MOBKC281, MOBLCB201,  
 MOBRBC201, MOBKC201,  
 MOBLYM121, MOBRVM121  
 & MOBKVM121)

  
**WHITE SAUCER**  
**WH CSS 1** 15.6cm 6 1/8"  
 CTN QTY 24 ↕  
 (Fits MOBLCB281, MOBRBC281,  
 MOBKC281, MOBLCB201,  
 MOBRBC201, MOBKC201,  
 MOBLYM121, MOBRVM121  
 & MOBKVM121)

  
**SAPPHIRE BLUE  
 ESPRESSO CUP** ↗  
**MOBLCB91** 10cl 3.5oz  
 H: 6.5cm Dia: 5.5cm  
 CTN QTY 12 ↕


  
**CINNAMON BROWN  
 ESPRESSO CUP** ↗  
**MOBRCB91** 10cl 3.5oz  
 H: 6.5cm Dia: 5.5cm  
 CTN QTY 12 ↕

  
**ONYX BLACK  
 ESPRESSO CUP** ↗  
**MOBKC91** 10cl 3.5oz  
 H: 6.5cm Dia: 5.5cm  
 CTN QTY 12 ↕

  
**MIST BLUE SAUCER**  
**MOMBSS 1** 11.8cm 4 1/2"  
 CTN QTY 12 ↕  
 (Fits MOBLCB91, MOBRCEB91  
 & MOBKCEB91)

  
**VINTAGE COPPER SAUCER**  
**MOVCCS 1** 11.8cm 4 1/2"  
 CTN QTY 12 ↕  
 (Fits MOBLCB91, MOBRCEB91  
 & MOBKCEB91)

  
**IRON BLACK SAUCER**  
**MOIBS 1** 11.8cm 4 1/2"  
 CTN QTY 12 ↕  
 (Fits MOBLCB91, MOBRCEB91  
 & MOBKCEB91)

  
**WHITE SAUCER**  
**WH ESS 1** 11.8cm 4 1/2"  
 CTN QTY 24 ↕  
 (Fits MOBLCB91, MOBRCEB91  
 & MOBKCEB91)

Due to the nature of the once fired manufacturing process, the Envisage collection has a polished biscuit foot. Look for this Logo ↗ to signify a once fired piece

**ENVISAGE**®  
 COLLECTION



↕ Covered by Churchill 5 Year Edge Chip Warranty

# CHURCHILL<sup>®</sup> super vitrified MONOCHROME



SAPPHIRE BLUE  
MUG →  
**MOBLVM121** 34cl 12oz  
H: 11cm Dia: 8cm  
CTN QTY 12 →



CINNAMON BROWN  
MUG →  
**MOBRVM121** 34cl 12oz  
H: 11cm Dia: 8cm  
CTN QTY 12 →



ONYX BLACK MUG →  
**MOBKVM121** 34cl 12oz  
H: 11cm Dia: 8cm  
CTN QTY 12 →



SAPPHIRE BLUE BOWL →  
**MOBLRBL61** 13.2 x 6.3cm  
5/8" x 2 1/2" 47cl 16oz  
CTN QTY 12



CINNAMON BROWN  
BOWL →  
**MOBRRL61** 13.2 x 6.3cm  
5/8" x 2 1/2" 47cl 16oz  
CTN QTY 12



ONYX BLACK BOWL →  
**MOBKRL61** 13.2 x 6.3cm  
5/8" x 2 1/2" 47cl 16oz  
CTN QTY 12



SAPPHIRE BLUE  
BEVERAGE POT  
**MOBLSB151** 42.6cl 15oz  
H: 10.5cm  
CTN QTY 4  
REPLACEMENT LID  
**WH RL151**  
CTN QTY 6



CINNAMON BROWN  
BEVERAGE POT  
**MOBRB151** 42.6cl 15oz  
H: 10.5cm  
CTN QTY 4  
REPLACEMENT LID  
**WH RL151**  
CTN QTY 6



ONYX BLACK  
BEVERAGE POT  
**MOBKSB151** 42.6cl 15oz  
H: 10.5cm  
CTN QTY 4  
REPLACEMENT LID  
**WH RL151**  
CTN QTY 6



SAPPHIRE BLUE JUG  
**MOBLSJ41** 11.4cl 4oz  
H: 7cm  
CTN QTY 4



CINNAMON BROWN JUG  
**MOBRJ41** 11.4cl 4oz  
H: 7cm  
CTN QTY 4



ONYX BLACK JUG  
**MOBKJ41** 11.4cl 4oz  
H: 7cm  
CTN QTY 4



SAPPHIRE BLUE  
SUGAR BOWL →  
**MOBLSGR1** 22.7cl 8oz  
H: 6.2cm Dia: 9.8cm  
CTN QTY 12 →



CINNAMON BROWN  
SUGAR BOWL →  
**MOBRSSGR1** 22.7cl 8oz  
H: 6.2cm Dia: 9.8cm  
CTN QTY 12 →



ONYX BLACK JUG  
SUGAR BOWL →  
**MOBKSSGR1** 22.7cl 8oz  
H: 6.2cm Dia: 9.8cm  
CTN QTY 12 →



**ENVISAGE**<sup>®</sup>  
COLLECTION

Due to the nature of the once fired manufacturing process, the Envisage collection has a polished biscuit foot. Look for this Logo → to signify a once fired piece



CHURCHILL® super vitrified

# CAFÉ & LATTE

Designed to withstand the rigours of the hospitality industry, Cafe and Latte are popular and timeless beverage collections. Available in a variety of key sizes, perfect for serving all manner of hot drinks.

Timeless Beverage Collections



## CAFÉ



**CAPPUCCINO CUP** →  
**WH CB441** 50cl 17.5oz  
 H: 7cm Dia: 11.5cm  
 CTN QTY 6 →  
**WH CB401** 46cl 16oz  
 H: 7cm Dia: 11cm  
 CTN QTY 6 →



**CAPPUCCINO CUP** →  
**WH CB281** 34cl 12oz  
 H: 6.5cm Dia: 11cm  
 CTN QTY 24 →



**CAPPUCCINO CUP** →  
**WH CB111** 28cl 10oz  
 H: 6cm Dia: 11cm  
 CTN QTY 12 →  
**WH CB201** 22.7cl 8oz  
 H: 5.5cm Dia: 9.5cm  
 CTN QTY 24 →



**CAPPUCCINO CUP** →  
**WH CB061** 17cl 6oz  
 H: 5.5cm Dia: 9cm  
 CTN QTY 12 →



**SAUCER**  
**WH CSS 1** 15.6cm 6¼"  
 CTN QTY 24 →  
 (Fits WH CB441, WH CB401,  
 WH CB281, WH CB201,  
 WH CB111 & WH CB061)



**ESPRESSO CUP** →  
**WH CEB91** 10cl 3.5oz  
 H: 5.5cm Dia: 6.5cm  
 CTN QTY 24 →



**SAUCER**  
**WH ESS 1** 11.8cm 4½"  
 CTN QTY 24 →  
 (Fits WH CEB91)



**NOVA TEAPOT**  
**WH T75 1** 42cl 15oz  
 H: 8cm  
 CTN QTY 4  
**REPLACEMENT LID**  
**WH T75L1**  
 CTN QTY 6

## LATTE



**CAFÉ LATTE MUG** →  
**WH MCLL1** 44cl 16oz  
 H: 11cm Dia: 10.5cm  
 CTN QTY 6  
**WH MCLM1** 40cl 14oz  
 H: 11cm Dia: 10cm  
 CTN QTY 6



**CAFÉ LATTE MUG** →  
**WH MCL 1** 34cl 12oz  
 H: 11cm Dia: 9cm  
 CTN QTY 12



**LARGE CAFÉ SAUCER**  
**WH CLSL1** 16.5cm 6¼"  
 CTN QTY 24 →  
 (Fits WH MCLL1, WH MCLM1  
 & WH MCL 1)



**CAFÉ LATTE MUG** →  
**WH ML101** 28cl 10oz  
 H: 10.5cm Dia: 8.5cm  
 CTN QTY 12



**CAFÉ CUP** →  
**WH CCLL1** 22.4cl 8oz  
 H: 10cm Dia: 7.5cm  
 CTN QTY 24



**SMALL CAFÉ SAUCER**  
**WH CLSS1** 14.2cm 5½"  
 CTN QTY 24 →  
 (Fits WH CCLL1)



**MILK TOT**  
**WH MT1 1** 2.8cl 10z  
 H: 5cm  
 CTN QTY 12



→ Covered by Churchill 5 Year Edge Chip Warranty

Due to the nature of the once fired manufacturing process, the Envisage collection has a polished biscuit foot. Look for this Logo → to signify a once fired piece

**ENVISAGE**®  
 COLLECTION

CHURCHILL® super vitrified

# COMPACT & ULTIMO

Timeless Beverage Collections

Compact is a comprehensive stacking beverage system that provides a fresh and practical solution for modern beverage service. The Ultimo range offers a selection of desirable cups, mugs, statement beverage pots and stylish jugs which truly enhance the coffee experience. The curved interior base of the cups creates the perfect 'crema'.



## COMPACT



STACKING CUP →  
**WH FTC71** 21.3cl 7.5oz  
 H: 6.2cm Dia: 8cm  
 CTN QTY 24 ☒



STACKING CUP →  
**WH FT101** 28.4cl 10oz  
 H: 8cm Dia: 8cm  
 CTN QTY 24 ☒



SAUCER  
**WH FS6 1** 15.2cm 6"  
 CTN QTY 24 ☒  
 (Fits WH FTC71 & WH FT101)



JUG  
**WH FJ5 1** 14.2cl 5oz  
 H: 7cm  
 CTN QTY 4

## ULTIMO



CAFÉ LATTE CUP →  
**WH BC141** 40cl 14oz  
 H: 8cm Dia: 11.5cm  
 CTN QTY 12 ☒



CAFÉ LATTE CUP →  
**WH BC101** 28.4cl 10oz  
 H: 7cm Dia: 10.5cm  
 CTN QTY 24 ☒



CAFÉ AMERICANO CUP →  
**WH BCA81** 22.7cl 8oz  
 H: 6cm Dia: 10cm  
 CTN QTY 24 ☒



LARGE COUPE SAUCER  
**WH BS6 1** 16cm 6¼"  
 CTN QTY 24 ☒  
 (Fits WH BC141,  
 WH BC101 and WH BCA81)



ESPRESSO CUP →  
**WH BEC21** 7cl 2.5oz  
 H: 6.5cm Dia: 5cm  
 CTN QTY 24 ☒



SMALL COUPE SAUCER  
**WH BS4 1** 12cm 4¾"  
 CTN QTY 24 ☒  
 (Fits WH BEC31, WH BEC21)



BEVERAGE POT  
**WH BT151** 42.6cl 15oz  
 H: 13.5cm  
 CTN QTY 4  
 BEVERAGE POT  
 REPLACEMENT LID  
**WH UL151**  
 CTN QTY 6



JUG  
**WH B25 1** 7cl 2.5oz  
 H: 5cm  
 CTN QTY 12



☒ Covered by Churchill 5 Year Edge Chip Warranty

Due to the nature of the once fired manufacturing process, the Envisage collection has a polished biscuit foot. Look for this Logo → to signify a once fired piece

**ENVISAGE**®  
 COLLECTION

# WHITE HOLLOWARE

Perfect Solutions to Complement Flatware

Add value to any beverage service with this comprehensive collection of White Holloware. Product performance is key with an excellent choice of shape and capacity.




**MAPLE BREAKFAST CUP** →  
**WH CBM 1** 28cl 10oz  
 H: 6.8cm Dia: 8.6cm  
 CTN QTY 24



**MAPLE TEA CUP** →  
**WH COL 1** 19.6cl 7oz  
 H: 6.5cm Dia: 7.5cm  
 CTN QTY 24



**WINDSOR MUG** →  
**WH VMW 1** 28cl 10oz  
 H: 9.5cm Dia: 7.8cm  
 CTN QTY 36



**NOVA MUG** →  
**WH MB 1** 22.4cl 8oz  
 H: 8.6cm Dia: 7.8cm  
 CTN QTY 24



**SAUCER**  
**WH TSOL1** 15cm 5 1/4"  
 CTN QTY 24  
 (Fits with WH CBM 1,  
 WH COL 1, WH VMW 1,  
 WH MB 1)



**NOVA TEA CUP** →  
**WH CN 1** 21cl 7.5oz  
 H: 7cm Dia: 8.2cm  
 CTN QTY 24



**ELEGANT MUG** →  
**WH ME 1** 28cl 10oz  
 H: 9.6cm Dia: 8.2cm  
 CTN QTY 24



**SAUCER**  
**WH TS 1** 14cm 5 1/2"  
 CTN QTY 24  
 (Fits WH CN 1, WH CSE 1,  
 WH ME 1)



**STACKING MUG** →  
**WH MSS 1** 28cl 10oz  
 H: 9.5cm Dia: 7.5cm  
 CTN QTY 24



**NOVA MUG** →  
**WH M50 1** 28cl 10oz  
 H: 8cm Dia: 8.2cm  
 CTN QTY 24



**BUBBLE CUP** →  
**WH SC121** 34cl 12oz  
 H: 8.5cm Dia: 8.5cm  
 CTN QTY 12




**SAUCER**  
**WH B56 1** 16cm 6 1/4"  
 CTN QTY 24  
 (Fits WH SC121)




**SANDRINGHAM TEA/  
 COFFEE POT**  
**WH PS301** 85.2cl 30oz  
 H: 17.5cm  
 CTN QTY 4  
**SANDRINGHAM  
 REPLACEMENT LID**  
**WH LS301**  
 CTN QTY 6



**SANDRINGHAM TEA/  
 COFFEE POT**  
**WH PS151** 42cl 15oz  
 H: 14.5cm  
 CTN QTY 4  
**SANDRINGHAM  
 REPLACEMENT LID**  
**WH LS151**  
 CTN QTY 6



**COUNTER-SERVE  
 SQUARE JUG**  
**WHCWSQJ 1** 1.5ltr 52.8oz  
 18 x 12cm  
 CTN QTY 2  
**POLYCARBONATE  
 SQUARE JUG LID\***  
**WHCWSQJL1** 11cm 4 3/4"  
 CTN QTY 6



**SANDRINGHAM  
 JUG/CREAMER**  
**WH JS1 1** 56cl 20oz  
 H: 15cm  
 CTN QTY 4

\*Polycarbonate lids are not available in the EU.

\* Polycarbonate lids are not available in EU



Covered by Churchill 5 Year Edge Chip Warranty

Due to the nature of the once fired manufacturing process, the Envisage collection has a polished biscuit foot. Look for this Logo → to signify a once fired piece

**ENVISAGE**  
 COLLECTION

# CHURCHILL® super vitrified WHITE HOLLOWARE



SANDRINGHAM  
JUG/CREAMER  
**WH JS501** 28cl 10oz  
H: 12cm  
CTN QTY 4



SANDRINGHAM  
JUG/CREAMER  
**WH JS251** 14cl 5oz  
H: 10cm  
CTN QTY 4



MEDITERRANEAN  
UNHANDLED JUG  
**WH MJ 1** 9cl 3oz  
H: 6cm  
CTN QTY 24



MEDITERRANEAN  
UNHANDLED JUG  
**WH MJ2 1** 5.7cl 2oz  
H: 5.5cm  
CTN QTY 24



SANDRINGHAM/  
NOVA SUGAR BOWL   
**WH B35 1** 25.6cl 9oz  
9cm 3 1/2"  
CTN QTY 12 



SUGAR BOWL LID  
**WH LS 1** 9cm 3 1/2"  
CTN QTY 6  
(bowl does not come  
with lid as standard)



SUGAR SACHET  
HOLDER  
**WH SH 1** 11.7 x 7.3cm  
4 5/8" x 2 7/8"  
CTN QTY 6



BIT ON THE SIDE DIP POT   
**WH B0DP1** 5.7cl 2oz  
5.5cm 2 1/4"  
CTN QTY 24



# EMERGE®

## Artisan Look, Engineered Performance

---

Emerge is a collection of stylish tableware decorated in artisan style glaze effects, a blend of tradition and innovation.

Inspired by the artistry of studio pottery, EmERGE showcases a selection of carefully crafted shapes across three reactive glazes, designed to offer both functionality and style to the tabletop. Featuring an exposed biscuit base that emulates natural clay tones, EmERGE blends earthy textures with handcrafted charm, perfect for elevating any dining experience.



CHURCHILL® super vitrified

# EMERGE®

Artisan Look, Engineered Performance

Emerge is a collection of stylish tableware decorated in artisan style glazes. The appearance of studio pottery is created through glaze finishes and an exposed biscuit base in the earthy Churchill Emerge coloured body.



## Cinnamon Brown



SHALLOW TRAY  
**EMBRET231** 23.3 x 10 x 3.3cm  
9 1/8" x 4 x 1 1/4"  
CTN QTY 6



SHALLOW TRAY  
**EMBRET171** 17.3 x 11.9 x 3.3cm  
6 3/4" x 4 3/8" x 1 1/4"  
CTN QTY 6



SHALLOW TRAY  
**EMBRET121** 12 x 9 x 3.3cm  
4 3/4" x 3 1/2" x 1 1/4"  
CTN QTY 6



DEEP DISH  
**EMBRED171** 17.3 x 11.9 x 5cm  
6 3/4" x 4 3/4" x 2"  
CTN QTY 6  
**EMBRED121** 12 x 8.8 x 5cm  
4 3/4" x 3 1/2" x 2"  
CTN QTY 6



DEEP BOWL  
**EMBREM401** 113.6cl 40oz  
H: 7.5cm Dia: 15.8cm  
CTN QTY 6  
**EMBREM161** 45.4cl 16oz  
H: 5.9cm Dia: 12cm  
CTN QTY 12



CHIP MUG  
**EMBREM111** 31.2cl 11oz  
H: 7.7cm Dia: 8.6cm  
CTN QTY 12



DEEP BOWL  
**EMBREM81** 25.5cl 9oz  
H: 5.7cm Dia: 9cm  
CTN QTY 12



DIP POT  
**EMBREM21** 5.7cl 2oz  
H: 3.9cm Dia: 6cm  
CTN QTY 12

## Seattle Grey

### NEW ADDITIONS



CHEFS' WALLED PLATE  
**EMGY26EP1** 26cm 10 1/4"  
H: 2.6cm  
CTN QTY 6  
**EMGY21EP1** 21cm 8 1/4"  
H: 2.6cm  
CTN QTY 6

NEW



WALLED BOWL  
**EMGYWB201** 85cl 30oz  
H: 4.5cm Dia: 20cm  
CTN QTY 6

NEW



WALLED BOWL  
**EMGYWB171** 60cl 21oz  
H: 4.5cm Dia: 17cm  
CTN QTY 6



RECTANGULAR PLATE  
**EMGYEP301** 30 x 14.7cm  
11 1/4" x 5 1/2"  
CTN QTY 6

NEW



RECTANGULAR PLATE  
**EMGYEP221** 22 x 15cm  
8 1/4" x 5 3/4"  
CTN QTY 6



RECTANGULAR PLATE  
**EMGYEP251** 25.1 x 10cm  
9 3/4" x 3 3/4"  
CTN QTY 6



RAMEN BOWL  
**EMGYRB211** 128cl 45oz  
H: 7.7cm Dia: 21cm  
CTN QTY 6



RAMEN BOWL  
**EMGYEU201** 100cl 35.2oz  
H: 8cm Dia: 20cm  
CTN QTY 6

NEW



**RAMEN BOWL**  
**EMGYRB191** 97cl 34oz  
H: 7.1cm Dia: 19.2cm  
CTN QTY 6

NEW



**SOUP BOWL**  
**EMGYRB171** 65cl 23oz  
H: 6.3cm Dia: 17cm  
CTN QTY 6

NEW



**RICE BOWL**  
**EMGYRB121** 27cl 9.5oz  
H: 5.6cm Dia: 12cm  
CTN QTY 6



**UDON BOWL**  
**EMGYER161** 70cl 24.6oz  
H: 8cm Dia: 16cm  
CTN QTY 6



**SHALLOW TRAY**  
**EMGYET231** 23.3 x 10 x 3.3cm  
9 5/8" x 4" x 1 1/4"  
CTN QTY 6



**SHALLOW TRAY**  
**EMGYET171** 17.3 x 11.9 x 3.3cm  
6 3/4" x 4 3/8" x 1 1/4"  
CTN QTY 6



**SHALLOW TRAY**  
**EMGYET121** 12 x 9 x 3.3cm  
4 3/4" x 3 1/2" x 1 1/4"  
CTN QTY 6



**DEEP DISH**  
**EMGYED171** 17.3 x 11.9 x 5cm  
6 3/4" x 4 3/4" x 2"  
CTN QTY 6  
**EMGYED121** 12 x 8.8 x 5cm  
4 3/4" x 3 1/2" x 2"  
CTN QTY 6



**DEEP BOWL**  
**EMGYEM401** 113.6cl 40oz  
H: 7.5cm Dia: 15.8cm  
CTN QTY 6  
**EMGYEM161** 45.4cl 16oz  
H: 5.9cm Dia: 12cm  
CTN QTY 12



**CHIP MUG**  
**EMGYEM111** 31.2cl 11oz  
H: 7.7cm Dia: 8.6cm  
CTN QTY 12



**DEEP BOWL**  
**EMGYEM8 1** 25.5cl 9oz  
H: 5.7cm Dia: 9cm  
CTN QTY 12



**DIP POT**  
**EMGYEM2 1** 5.7cl 2oz  
H: 3.9cm Dia: 6cm  
CTN QTY 12

NEW



**SAUCE DISH**  
**EMGYSP3 1** 8.5cl 3oz  
H: 1.6cm Dia: 9cm  
CTN QTY 12

NEW



**SAUCE DISH**  
**EMGYSP1 1** 3cl 1oz  
H: 1.6cm Dia: 6.2cm  
CTN QTY 12

NEW



**SOY BOTTLE**  
**EMGYSB7 1** 20cl 7oz  
H: 9.5cm Dia: 13cm  
CTN QTY 6  
**REPLACEMENT LID**  
**EMGYRLS81**  
CTN QTY 6

NEW



**UNHANDLED CUP**  
**EMGYUC121** 34cl 12oz  
H: 10.3cm Dia: 8.5cm  
CTN QTY 12

NEW



**UNHANDLED CUP**  
**EMGYUC101** 28cl 10oz  
H: 9cm Dia: 8.3cm  
CTN QTY 12

NEW



**UNHANDLED CUP**  
**EMGYUC031** 8.5cl 3oz  
H: 6.3cm Dia: 5.9cm  
CTN QTY 12



**MUG**  
**EMGY12EM1** 34cl 12oz  
H: 8.5cm Dia: 8cm  
CTN QTY 12



**CUP**  
**EMGY10EC1** 28cl 10oz  
H: 8cm Dia: 7.5cm  
CTN QTY 12  
**EMGY08EC1** 23cl 8oz  
H: 7cm Dia: 7.3cm  
CTN QTY 12



**ESPRESSO CUP**  
**EMGY03EC1** 8cl 3oz  
H: 5.3cm Dia: 5.3cm  
CTN QTY 12



**JUG**  
**EMGYEMJ51** 11cl 4oz  
H: 6cm  
CTN QTY 4



**TEAPOT**  
**EMGYEMP1** 42.6cl 15oz  
H: 11.5cm  
CTN QTY 4  
**REPLACEMENT LID**  
**EMGYRLE1**  
CTN QTY 6



**SAUCER**  
**EMGY16SC1** 16cm 6 1/8"  
CTN QTY 6  
**EMGY12SC1** 12cm 4 1/4"  
CTN QTY 6

Oslo Blue

NEW



**CHEFS' WALLED PLATE**  
**EMBL26EP1** 26cm 10 1/4"  
H: 2.6cm  
CTN QTY 6  
**EMBL21EP1** 21cm 8 1/4"  
H: 2.6cm  
CTN QTY 6

NEW



**WALLED BOWL**  
**EMBLWB201** 85cl 30oz  
H: 4.5cm Dia: 20cm  
CTN QTY 6  
**EMBLWB171** 60cl 21oz  
H: 4.5cm Dia: 17cm  
CTN QTY 6



**RECTANGULAR PLATE**  
**EMBLEP301** 30 x 14.7cm  
11 3/8" x 5 1/2"  
CTN QTY 6



**RECTANGULAR PLATE**  
**EMBLEP221** 22 x 15cm  
8 1/4" x 5 7/8"  
CTN QTY 6



**RECTANGULAR PLATE**  
**EMBLEP251** 25.1 x 10cm  
9 3/4" x 3 3/4"  
CTN QTY 6

NEW



**RAMEN BOWL**  
**EMBLRB211** 128cl 45oz  
H: 7.7cm Dia: 21cm  
CTN QTY 6



**RAMEN BOWL**  
**EMBLEU201** 100cl 35.2oz  
H: 8cm Dia: 20cm  
CTN QTY 6

NEW



**RAMEN BOWL**  
**EMBLRB191** 97cl 34oz  
H: 7.1cm Dia: 19.2cm  
CTN QTY 6

NEW



**SOUP BOWL**  
**EMBLRB171** 65cl 23oz  
H: 6.3cm Dia: 17cm  
CTN QTY 6

NEW



**RICE BOWL**  
**EMBLRB121** 27cl 9.5oz  
H: 5.6cm Dia: 12cm  
CTN QTY 6



**UDON BOWL**  
**EMBLER161** 70cl 24.6oz  
H: 8cm Dia: 16cm  
CTN QTY 6



**SHALLOW TRAY**  
**EMBLT231** 23.3 x 10 x 3.3cm  
9 1/8" x 4" x 1 1/4"  
CTN QTY 6



**SHALLOW TRAY**  
**EMBLT171** 17.3 x 11.9 x 3.3cm  
6 3/4" x 4 3/8" x 1 1/4"  
CTN QTY 6



**SHALLOW TRAY**  
**EMBLT121** 12 x 9 x 3.3cm  
4 3/4" x 3 1/2" x 1 1/4"  
CTN QTY 6



**DEEP DISH**  
**EMBLD171** 17.3 x 11.9 x 5cm  
6 3/4" x 4 3/4" x 2"  
CTN QTY 6  
**EMBLD121** 12 x 8.8 x 5cm  
4 3/4" x 3 1/2" x 2"  
CTN QTY 6



**DEEP BOWL**  
**EMBLEM401** 113.6cl 40oz  
H: 7.5cm Dia: 15.8cm  
CTN QTY 6  
**EMBLEM161** 45.4cl 16oz  
H: 5.9cm Dia: 12cm  
CTN QTY 12



**CHIP MUG**  
**EMBLEM111** 31.2cl 11oz  
H: 7.7cm Dia: 8.6cm  
CTN QTY 12



**DEEP BOWL**  
**EMBLEM81** 25.5cl 9oz  
H: 5.7cm Dia: 9cm  
CTN QTY 12



**DIP POT**  
**EMBLEM21** 5.7cl 2oz  
H: 3.9cm Dia: 6cm  
CTN QTY 12

NEW



**SAUCE DISH**  
**EMBLSP31** 8.5cl 3oz  
H: 1.6cm Dia: 9cm  
CTN QTY 12

NEW



**SAUCE DISH**  
**EMBLSP11** 3cl 1oz  
H: 1.6cm Dia: 6.2cm  
CTN QTY 12

NEW



**SOY BOTTLE**  
**EMBSB71** 20cl 7oz  
H: 9.5cm Dia: 13cm  
CTN QTY 6  
**REPLACEMENT LID**  
**EMBLRSB1**  
CTN QTY 6

NEW



**UNHANDLED CUP**  
**EMBLUC121** 34cl 12oz  
H: 10.3cm Dia: 8.5cm  
CTN QTY 12

NEW



**UNHANDLED CUP**  
**EMBLUC101** 28cl 10oz  
H: 9cm Dia: 8.3cm  
CTN QTY 12

NEW



**UNHANDLED CUP**  
**EMBLUC031** 8.5cl 3oz  
H: 6.3cm Dia: 5.9cm  
CTN QTY 12



**MUG**  
**EMBL12EM1** 34cl 12oz  
H: 8.5cm Dia: 8cm  
CTN QTY 12



**CUP**  
**EMBL10EC1** 28cl 10oz  
H: 8cm Dia: 7.5cm  
CTN QTY 12  
**EMBL08EC1** 23cl 8oz  
H: 7cm Dia: 7.3cm  
CTN QTY 12



**ESPRESSO CUP**  
**EMBL03EC1** 8cl 3oz  
H: 5.3cm Dia: 5.3cm  
CTN QTY 12



**JUG**  
**EMBLEMJ51** 11cl 4oz  
H: 6cm  
CTN QTY 4



**TEAPOT**  
**EMBLEMTP1** 42.6cl 15oz  
H: 11.5cm  
CTN QTY 4  
**REPLACEMENT LID**  
**EMBLRLET1**  
CTN QTY 6



**SAUCER**  
**EMBL16SC1** 16cm 6 1/8"  
CTN QTY 6  
**EMBL12SC1** 12cm 4 1/4"  
CTN QTY 6

# Style without Compromise



MICROWAVE  
SAFE



DISHWASHER  
SAFE



STACKABLE



DURABLE  
AND VITRIFIED



VITRIFIED  
HOTELWARE  
BRITISH STANDARD



MECHANICAL  
DISHWASHER  
RESISTANCE  
BRITISH STANDARD  
EUROPEAN APPROVED

Learn more about our Features & Benefits  
See page 444 - 449



ART de CUISINE®  
By CHURCHILL

## Style and value to enhance any tabletop

Delivering style without compromise, the full and varied Art de Cuisine range is designed for the demanding hospitality environment. The extensive range delivers style, individuality and value to professional caterers.

Art de Cuisine features vitrified Menu Porcelain in a brilliant white finish, Rustics, a collection of glazed accessories and Igneous, a vitrified Stoneware collection.

# MENU SHADES

Striking Contrast and Texture

## CALDERA

Menu Shades features a matte glaze with a mottled Caldera texture that enhances the surface of the tableware. A distinct colour palette creates a striking contrast against fresh ingredients and stunning food presentation.



COUPE PLATE  
**ZCCAMC291** 29cm 11¼"  
CTN QTY 6



COUPE PLATE  
**ZCCAMC271** 27cm 10¾"  
CTN QTY 6



COUPE PLATE  
**ZCCAMC201** 20.5cm 8¼"  
CTN QTY 6



COUPE PLATE  
**ZCCAMC161** 15.5cm 6¼"  
CTN QTY 6



COUPE BOWL  
**ZCCAPB251** 25cm 9¾"  
147.9cl 50oz  
CTN QTY 6



LARGE RECTANGULAR PLATE  
**ZCCANRP1** 35.5 x 19cm  
14" x 7½"  
CTN QTY 6



MEDIUM RECTANGULAR PLATE  
**ZCCANRPM1** 35.8 x 14.4cm  
14" x 5½"  
CTN QTY 6



BOWL  
**ZCCAWB6 1** 16cm 6¼"  
48cl 17oz  
CTN QTY 6



BOWL  
**ZCCAWB5 1** 13.4cm 5¼"  
34cl 12oz  
CTN QTY 6

# MENU SHADES

## CHALK WHITE



COUPE PLATE  
**ZCCWMC291** 29cm 11¼"  
CTN QTY 6



COUPE PLATE  
**ZCCWMC271** 27cm 10½"  
CTN QTY 6



COUPE PLATE  
**ZCCWMC201** 20.5cm 8¼"  
CTN QTY 6  
**ZCCWMC161** 15.5cm 6¼"  
CTN QTY 6



COUPE BOWL  
**ZCCWFB251** 25cm 9¼"  
147.9cl 50oz  
CTN QTY 6



LARGE RECTANGULAR  
PLATE  
**ZCCWNRPL1** 35.5 x 19cm  
14" x 7½"  
CTN QTY 6



MEDIUM RECTANGULAR  
PLATE  
**ZCCWNRPM1** 35.8 x 14.4cm  
14" x 5½"  
CTN QTY 6



BOWL  
**ZCCWWB6 1** 16cm 6¼"  
48.3cl 17oz  
CTN QTY 6



BOWL  
**ZCCWWB5 1** 13.4cm 5¼"  
34cl 12oz  
CTN QTY 6

## FLINT GREY



COUPE PLATE  
**ZCCGMC291** 29cm 11¼"  
CTN QTY 6



COUPE PLATE  
**ZCCGMC271** 27cm 10½"  
CTN QTY 6



COUPE PLATE  
**ZCCGMC201** 20.5cm 8¼"  
CTN QTY 6  
**ZCCGMC161** 15.5cm 6¼"  
CTN QTY 6



COUPE BOWL  
**ZCCGFB251** 25cm 9¼"  
147.9cl 50oz  
CTN QTY 6



LARGE RECTANGULAR  
PLATE  
**ZCCGNRPL1** 35.5cm x 19cm  
14" x 7½"  
CTN QTY 6



MEDIUM RECTANGULAR  
PLATE  
**ZCCGNRPM1** 35.8 x 14.4cm  
14" x 5½"  
CTN QTY 6



BOWL  
**ZCCGWB6 1** 16cm 6¼"  
48.3cl 17oz  
CTN QTY 6



BOWL  
**ZCCGWB5 1** 13.4cm 5¼"  
34cl 12oz  
CTN QTY 6

# MENU SHADES

Relaxed and Understated Style

Menu Shades beverage items are available in tactile, matte Ash Black and Smoke Grey, across core shapes and sizes. The neutral and relaxed colour palette is ideal for any casual setting.



## ASH BLACK



CAPPUCCINO CUP  
**ZCSAC12 1** 34.1cl 12oz  
H: 6.5cm Dia: 10.5cm  
CTN QTY 6



CAPPUCCINO CUP  
**ZCSAPC7 1** 19.9cl 7oz  
H: 6.5cm Dia: 9cm  
CTN QTY 6



SAUCER  
**ZCSAPOS1** 15.5cm 6 1/4"  
CTN QTY 6  
(Fits ZCSAC12 1 & ZCSAPC7 1)



ESPRESSO CUP  
**ZCSAPEC31** 8.5cl 3oz  
H: 5cm Dia: 7cm  
CTN QTY 6



SAUCER  
**ZCSAPOS1** 12.7cm 5"  
CTN QTY 6  
(Fits ZCSAPEC31)



FLARED MUG  
**ZCSAPOM 1** 29.8cl 10.5oz  
H: 11cm Dia: 9cm  
CTN QTY 6



JUG  
**ZCSAPOJ21** 6cl 2oz  
H: 7cm  
CTN QTY 4



OPEN SUGAR BOWL  
**ZCSAPOSU1** 8.5cl 3oz  
H: 5cm Dia: 7cm  
CTN QTY 6

## SMOKE GREY



CAPPUCCINO CUP  
**ZCSSC12 1** 34.1cl 12oz  
H: 6.5cm Dia: 10.5cm  
CTN QTY 6



CAPPUCCINO CUP  
**ZCSSPC7 1** 19.9cl 7oz  
H: 6.5cm Dia: 9cm  
CTN QTY 6



SAUCER  
**ZCSSPOS1** 15.5cm 6 1/4"  
CTN QTY 6  
(Fits ZCSSC12 1 & ZCSSPC7 1)



ESPRESSO CUP  
**ZCSSPEC31** 8.5cl 3oz  
H: 5cm Dia: 7cm  
CTN QTY 6



SAUCER  
**ZCSSPOS1** 12.7cm 5"  
CTN QTY 6  
(Fits ZCSSPEC31)



FLARED MUG  
**ZCSSPOM 1** 29.8cl 10.5oz  
H: 11cm Dia: 9cm  
CTN QTY 6



JUG  
**ZCSSPOJ21** 6cl 2oz  
H: 7cm  
CTN QTY 4



OPEN SUGAR BOWL  
**ZCSSPOSU1** 8.5cl 3oz  
H: 5cm Dia: 7cm  
CTN QTY 6

# MENU PORCELAIN

Style without Compromise...

Menu Porcelain collection blends classic and contemporary styles. The vitrified porcelain offers a brilliant white finish, designed with functionality in mind across a full and varied range of plates, bowls, accessories and beverage.



Featured with Sola Lima cutlery



MID RIM PLATE  
**ZCA PO111** 27cm 10½"  
CTN QTY 6



MID RIM PLATE  
**ZCA PO101** 25.4cm 10"  
CTN QTY 6  
**ZCA PO9 1** 22.8cm 9"  
CTN QTY 6



MID RIM PLATE  
**ZCA PO8 1** 20.3cm 8"  
CTN QTY 6  
**ZCA PO6 1** 17.1cm 6¾"  
CTN QTY 6



COUPE PLATE  
**ZCAPMC311** 31cm 12¼"  
CTN QTY 6  
**ZCAPMC271** 27cm 10½"  
CTN QTY 6



COUPE PLATE  
**ZCAPMC201** 20.5cm 8¼"  
CTN QTY 6  
**ZCAPMC161** 15.5cm 6¼"  
CTN QTY 6



BROAD RIM  
DINNER PLATE  
**ZCA PO121** 30.5cm 12"  
CTN QTY 6



SQUARE PLATE  
**ZCAPSQPL1** 30cm 11¾"  
CTN QTY 6



SQUARE PLATE  
**ZCAPSQPS1** 17.5cm 6¾"  
CTN QTY 6



LARGE RECTANGULAR  
PLATTER  
**ZCAPRCPL1** 35.5 x 23.5cm  
14" x 9¼"  
CTN QTY 6



MEDIUM RECTANGULAR  
PLATTER  
**ZCAPRCPM1** 30.5 x 20cm  
12¼" x 8¼"  
CTN QTY 6



SMALL RECTANGULAR  
PLATTER  
**ZCAPRCPS1** 24.5 x 16cm  
9½" x 6¼"  
CTN QTY 6



LARGE RECTANGULAR  
PLATE  
**ZCAPNRPL1** 35.5 x 19cm  
14" x 7½"  
CTN QTY 6



MEDIUM RECTANGULAR  
PLATE  
**ZCAPNRPM1** 35.8 x 14.4cm  
14" x 5½"  
CTN QTY 6



SMALL RECTANGULAR  
PLATE  
**ZCAPNRPS1** 35.5 x 10cm  
14" x 4"  
CTN QTY 6



BROAD RIM PASTA BOWL  
**ZCA POBP1** 30.5cm 12"  
28cl 10oz  
CTN QTY 6



MID RIM PASTA BOWL  
**ZCA POMP1** 29.2cm 11½"  
56.8cl 20oz  
CTN QTY 6

**ART de CUISINE**<sup>®</sup> professional porcelain  
**MENU PORCELAIN**



**MID RIM SOUP BOWL**  
**ZCA POMS1** 22.8cm 9"  
 28cl 10oz  
 CTN QTY 6



**MID RIM BOWL**  
**ZCA POMO1** 16.5cm 6½"  
 19.9cl 7oz  
 CTN QTY 6



**LARGE SLANTED BOWL**  
**ZCA SLBL1** 21.5 x 9.8cm  
 8½" x 3¾" 80cl 28oz  
 CTN QTY 6



**MEDIUM SLANTED BOWL**  
**ZCA SLBM1** 17.5 x 8.1cm  
 6¾" x 3¼" 40cl 14oz  
 CTN QTY 6



**BOWL**  
**ZCAPWB6 1** 16cm 6¼"  
 48cl 17oz  
 CTN QTY 6



**BOWL**  
**ZCAPWB5 1** 13.4cm 5¼"  
 34cl 12oz  
 CTN QTY 6



**STACKING CUP**  
**ZCA POST1** 21cl 7.5oz  
 H: 7.1cm Dia: 7.1cm  
 CTN QTY 6



**SOUP CUP**  
**ZCA POSC1** 28cl 10oz  
 H: 6cm Dia: 10cm  
 CTN QTY 6



**FLARED TEA CUP**  
**ZCA POTC1** 23cl 8oz  
 H: 8cm Dia: 9cm  
 CTN QTY 6



**BROAD RIM TEA SAUCER**  
**ZCA POS61** 16.5cm 6½"  
 CTN QTY 6  
 (Fits ZCA POST1, ZCA POSC1 &  
 ZCA POTC1)



**CAPPUCCINO CUP**  
**ZCA C12 1** 34.1cl 12oz  
 H: 6.5cm Dia: 10.5cm  
 CTN QTY 6



**CAPPUCCINO CUP**  
**ZCA PC7 1** 19.9cl 7oz  
 H: 6.5cm Dia: 9cm  
 CTN QTY 6



**SAUCER**  
**ZCA POSM1** 15.5cm 6¼"  
 CTN QTY 6  
 (Fits ZCA C12 1 & ZCA PC7 1)



**FLARED TEA CUP**  
**ZCA POM21** 34cl 12oz  
 H: 9cm Dia: 10cm  
 CTN QTY 6



**BROAD RIM TEA SAUCER**  
**ZCA POS71** 17.1cm 6¾"  
 CTN QTY 6  
 (Fits ZCA POM21)



**ESPRESSO CUP**  
**ZCA PEC31** 8.5cl 3oz  
 H: 5cm Dia: 7cm  
 CTN QTY 6



**SMALL SAUCER**  
**ZCA POSS1** 12.7cm 5"  
 CTN QTY 6  
 (Fits ZCA PEC31)



**FLARED MUG**  
**ZCA POM 1** 29.8cl 10.5oz  
 H: 11cm Dia: 9cm  
 CTN QTY 6



**BEVERAGE POT**  
**ZCA POP11** 42cl 15oz  
 H: 12cm  
 CTN QTY 4  
**REPLACEMENT LID**  
**ZCA PL151**  
 CTN QTY 6



**JUG**  
**ZCA POJ51** 14cl 5oz  
 H: 8.5cm  
 CTN QTY 4



**JUG**  
**ZCA POJ21** 6cl 2oz  
 H: 7cm  
 CTN QTY 4



**OPEN SUGAR**  
**ZCA POSU1** 8.5cl 3oz  
 H: 5cm Dia: 7cm  
 CTN QTY 6



**PRESENTATION PAN**  
**ZCAPP5 1** 13.4cm 5¼"  
 34cl 12oz  
 CTN QTY 6



**PRESENTATION PAN**  
**ZCAPP4 1** 11.8cm 4¼"  
 23cl 8oz  
 CTN QTY 6



**MINI SAUCE PAN**  
**ZCAPMS4 1** 8 x 4.5cm  
 3 x 1¾" 11cl 4oz  
 CTN QTY 6

## FUTURE CARE

### Functional & Stylish Solution

Introducing Future Care, a range of specialist ceramics designed to assist independence and support wellbeing. The collection features individual pieces ergonomically designed for the health care market, suitable for care homes, hospitals, retirement homes and care villages. Future Care is a classic range tailored for individual personal needs and enhances food presentation.

#### PORCELAIN

A stylish and functional white porcelain collection that delivers on durability and practicality.

#### DESIGN

Designed with the needs of the ageing population in mind. Future care provides additional grip, stability and food control, providing greater independence for the individual.

#### STACKABILITY

All items have a wide stackable base for storage and to maximise stability.

#### FLAT BASE

The plate is designed to have full contact with a heated tray, retaining heat and keeping food hot for longer.

#### COMPLEMENTARY ITEMS

Future Care can be complemented with Art de Cuisine Menu to provide a full tabletop solution.

#### DISHWASHER & MICROWAVE SAFE

All items have been designed to fit easily into a dishwasher.

#### Plate Cover Fit

Fits both metal and plastic standard plate covers in the market. This helps back of house preparations and food transportation.

#### Rim Shape

Wide and couped rim aids handling and stability.

#### Porcelain Body

Excellent performance and durability.

#### Height Options

Two plate height options to fit into racking systems and heated trolleys.

#### Stackability

A wide base for excellent stackability and storage.

#### Undercut Rim

High rim to help the food fall back on the cutlery, no need for a food guard.


#### Flat Base

Making the base less likely to slip and maximises stability and balance.

# FUTURE CARE

A Functional & Practical Solution


Following extensive market research, a collection of products have been designed for the Future Care range. Care industry experts have identified that food is more visible against the contrast of blue tableware, improving food intake and nutrition. Future Care tableware is the natural choice for assisted living.



MID RIM PLATE  
**FCBLPO8 1** 20.3cm 8"  
CTN QTY 6



FOOTED DINNER PLATE  
**FCBLFC101** 26cm 10 1/4"  
CTN QTY 6



MID RIM BOWL  
**FCBLPOM01** 16.5cm 6 1/4"  
19.9cl 7oz  
CTN QTY 6



DOUBLE HANDLED  
STACKING MUG  
**FCBLFD101** 28.4cl 10oz  
H: 8cm Dia: 15cm  
CTN QTY 6



DINNER PLATE  
FOOTED  
**ZCAFFC101** 26cm 10 1/4"  
CTN QTY 6



DOUBLE HANDLED  
CONSUMME BOWL  
**ZCAFDHB 1** 40cl 14oz  
H: 7.1cm Dia: 10.2cm  
CTN QTY 6

## rustics SNUG MUGS

Create Impact with Bold Colour

Available across 4 striking colours, Rustic Snug Mugs are statement pieces to the tabletop, featuring a rustic texture and a bold colour palette.



WHITE SNUG MUG  
**ZCASMGWH1** 35.5cl 12oz  
H: 8cm Dia: 10cm  
CTN QTY 6



GREEN SNUG MUG  
**ZCASMGGRI** 35.5cl 12oz  
H: 8cm Dia: 10cm  
CTN QTY 6



RED SNUG MUG  
**ZCASMGRD1** 35.5cl 12oz  
H: 8cm Dia: 10cm  
CTN QTY 6



BLACK SNUG MUG  
**ZCASMGBK1** 35.5cl 12oz  
H: 8cm Dia: 10cm  
CTN QTY 6



# rustics SIMMER

Earthy, Rustic and Authentic

The Rustics Simmer range offers accessories across an earthy, natural colour palette. Authentic style mezzes, side dishes and skillet pans are the perfect accompaniment to all manner of food styles.



## SIMMER BROWN



DEEP SKILLET PAN  
**ZCAGPN2 1** 24.5cm 9 5/8"  
57cl 20oz  
CTN QTY 6



SMALL SKILLET PAN  
**ZCAGPN1 1** 23cm 9"  
37cl 13oz  
CTN QTY 6  
(Fits ZCAGLD1 1 lid)



LIDDED STEW POT  
**ZCAGLSPT1** 14cm 5 1/2"  
43cl 15oz  
CTN QTY 6



REPLACEMENT LID  
**ZCAGLD1 1** 15cm 5 7/8"  
CTN QTY 6  
(Fits ZCAGLSPT1, ZCAGPN1 1,  
& ZCAGMD141)



MEZZE DISH  
**ZCAGMD201** 20cm 8"  
55cl 19.4oz  
CTN QTY 6  
**ZCAGSPD 1** 17cm  
6 3/4"  
40cl 14oz  
CTN QTY 6



MEZZE DISH  
**ZCAGMD141** 14cm 5 1/2"  
31.3cl 11oz  
CTN QTY 6  
(Fits ZCAGLD1 1)



MEZZE DISH  
**ZCAGME111** 11cm 4 3/8"  
19.9cl 7oz  
CTN QTY 6



DIP POT / RAMEKIN →  
**ZCAGRP2 1** 6.5cm 2 1/2"  
5.7cl 2oz  
CTN QTY 6

## SIMMER BLACK



DEEP SKILLET PAN  
**ZCBRPN2 1** 24.5cm 9 5/8"  
57cl 20oz  
CTN QTY 6



SMALL SKILLET PAN  
**ZCBRPN1 1** 23cm 9"  
37cl 13oz  
CTN QTY 6  
(Fits Lid ZCBRLD1 1)



LIDDED STEW POT  
**ZCBRLSPT1** 14cm 5 1/2"  
46.5cl 16oz  
CTN QTY 6



REPLACEMENT LID  
**ZCBRLD1 1** 15cm 5 7/8"  
CTN QTY 6  
(Fits ZCBRLSPT1 & ZCBRPN1 1)

Due to the nature of the once fired manufacturing process, the Envisage collection has a polished biscuit foot. Look for this Logo → to signify a once fired piece

**ENVISAGE**  
COLLECTION

# igneous

*Naturally rustic...*

Emulating hand thrown pottery, Igneous features a ribbed embossment across a rustic, exposed base and is finished with artisan style glazes. The black glaze has a soft, matte finish and creates a striking contrast against the biscuit base. Igneous Natural is a gloss glaze in a neutral tone that features a subtle speckle.



Featured with Sola Durban cutlery



## BLACK



SMALL BOWL  
**ZCBKIGR51** 10cm 4"  
15cl 5.2oz  
CTN QTY 6



DIP POT  
**ZCBKIGR21** 9cm 3½"  
9.5cl 3.3oz  
CTN QTY 6



DIP POT  
**ZCBKIGR11** 6.5cm 2½"  
4cl 1.4oz  
CTN QTY 6



RECTANGULAR DISH  
**ZCBKIGRD1** 17 x 13cm  
6¾" x 5¼" 48.3cl 17oz  
CTN QTY 6



COCOTTE AND LID  
**ZCBKIGC21** 15.9 x 7cm  
6¼" x 2¾" 53cl 20oz  
CTN QTY 6  
REPLACEMENT LID  
**ZCBKIGL21**  
CTN QTY 6



COCOTTE AND LID  
**ZCBKIGC11** 14 x 7cm  
5½" x 2¾" 35cl 12oz  
CTN QTY 6  
REPLACEMENT LID  
**ZCBKIGL11**  
CTN QTY 6



LARGE DISH  
**ZCBKIGLP1** 16cm 6¼"  
55cl 19.3oz  
CTN QTY 6



SMALL DISH  
**ZCBKIGSP1** 14cm 5½"  
40cl 14oz  
CTN QTY 6



INDIVIDUAL DISH  
**ZCBKIGI1** 14cm 5½"  
28.4cl 10oz  
CTN QTY 6



INDIVIDUAL DISH  
**ZCBKIGID1** 12cm 4¾"  
19cl 6.6oz  
CTN QTY 6

# igneous

NATURAL



PLATE  
ZCATIG131 33cm 13"  
CTN QTY 6



PLATE  
ZCATIG111 28cm 11"  
CTN QTY 6  
ZCATIGP91 23cm 9"  
CTN QTY 6



SIDE PLATE  
ZCATIGP71 18cm 7"  
CTN QTY 6



OVAL PLATE  
ZCATIG141 35.5 x 26.5cm  
14" x 10½"  
CTN QTY 6



OVAL PLATE  
ZCATIG121 32 x 23.5cm  
12½" x 9"  
CTN QTY 6



SQUARE PLATE  
ZCATIG301 30 x 30cm  
11¾" x 11¾"  
CTN QTY 6



SQUARE PLATE  
ZCATIG271 27 x 27cm  
10¾" x 10¾"  
CTN QTY 6



SQUARE PLATE  
ZCATIG211 21 x 21cm  
8½" x 8½"  
CTN QTY 6



RECTANGULAR PLATE  
ZCATIG351 35 x 18cm  
13¾" x 7¼"  
CTN QTY 6



RECTANGULAR PLATE  
ZCATIG291 29 x 15cm  
11¾" x 5¾"  
CTN QTY 6



RECTANGULAR PLATE  
ZCATIG151 15 x 10cm  
5¾" x 3¾"  
CTN QTY 6



RECTANGULAR DISH  
ZCATIGRD1 17 x 13cm  
6¾" x 5¾" 48.3cl 17oz  
CTN QTY 6



INDIVIDUAL DISH  
ZCATIG1 14cm 5½"  
28.4cl 10oz  
CTN QTY 6



INDIVIDUAL DISH  
ZCATIGID1 12cm 4¾"  
19cl 6.6oz  
CTN QTY 6



LARGE DISH  
ZCATIGLP1 16cm 6¼"  
55cl 19.3oz  
CTN QTY 6



SMALL DISH  
ZCATIGSP1 14cm 5½"  
40cl 14oz  
CTN QTY 6



COCOTTE AND LID  
ZCATIGC21 15.9 x 7cm  
6¼" x 2¾" 53cl 20oz  
CTN QTY 6  
REPLACEMENT LID  
ZCATIGL21  
CTN QTY 6



COCOTTE AND LID  
ZCATIGC11 14 x 7cm  
5½" x 2¾" 35cl 12oz  
CTN QTY 6  
REPLACEMENT LID  
ZCATIGL11  
CTN QTY 6



SMALL BOWL  
ZCATIGR51 10cm 4"  
15cl 5.2oz  
CTN QTY 6



DIP POT  
ZCATIGR21 9cm 3½"  
9.5cl 3.3oz  
CTN QTY 6



DIP POT  
ZCATIGR11 6.5cm 2½"  
4cl 1.4oz  
CTN QTY 6



MUG  
ZCATMG121 34cl 12oz  
H: 11cm Dia: 13cm  
CTN QTY 6



CHURCHILL

## DISPLAY SOLUTIONS

---

### The ultimate display

Create the ultimate food display using versatile buffet pieces in ceramic, wood and melamine. Designed to work together, Churchill's mixed material buffet solutions can create a variety of looks, from classical and elegant hotel breakfast buffet, to a rustic market fresh style lunch feast or sleek, urban corporate meeting breakout.


# buffet trays

Delectable Displays

Create eye-catching buffet displays with Alchemy buffet trays. A stylish, modular and versatile concept, available in a mix of melamine colours, white and hand decorated ceramic and acacia wood. The range is perfect for deli style buffet displays, working lunches and conference catering.




## ceramic buffet trays




RECTANGULAR CERAMIC  
BUFFET TRAY  
**APRBART 1** 30 x 14.5cm  
11¾" x 5¾"  
CTN QTY 6



RECTANGULAR CERAMIC  
BUFFET TRAY  
**APRBART21** 56 x 15.3cm  
22" x 6"  
CTN QTY 4



RECTANGULAR CERAMIC  
BUFFET TRAY  
**APRBART41** 46 x 10cm  
18" x 3¾"  
CTN QTY 4



RECTANGULAR CERAMIC  
BUFFET TRAY  
**APRBART51** 58 x 20cm  
22¾" x 7¾"  
CTN QTY 4



RECTANGULAR CERAMIC  
BUFFET TRAY  
**APRBART61** 17 x 10cm  
6¾" x 3¾"  
CTN QTY 6



SQUARE CERAMIC  
BUFFET TRAY  
**APRBAST 1** 30.3 x 30.3cm  
11¾" x 11¾"  
CTN QTY 4

## ceramic hints buffet trays



HINTS BARLEY WHITE  
RECTANGULAR BUFFET TRAY  
**SHWHART 1** 30 x 14.5cm  
11¾" x 5¾"  
CTN QTY 6



HINTS BARLEY WHITE  
SQUARE BUFFET TRAY  
**SHWHAST 1** 30.3 x 30.3cm  
11¾" x 11¾"  
CTN QTY 4



HINTS INDIGO BLUE  
RECTANGULAR BUFFET TRAY  
**SHBIART 1** 30 x 14.5cm  
11¾" x 5¾"  
CTN QTY 6



HINTS INDIGO BLUE  
SQUARE BUFFET TRAY  
**SHBIAST 1** 30.3 x 30.3cm  
11¾" x 11¾"  
CTN QTY 4

Tritan tray covers available on page 394 - 395

# Enhancing food displays with design & durability



STACKABLE



DISHWASHER  
SAFE



Food Safe Product

Learn more about our Features & Benefits

See page 444 - 449



**CHURCHILL**<sup>®</sup>  
professional melamine

An extensive range of melamine shapes in a variety of colours and finishes, designed to work with the comprehensive Churchill range of ceramics and wood.

Versatile pieces work for all manner of food displays, from modular buffet trays to soft, organic shaped bowls, available in either gloss or matte finishes. Designed in house, all shapes are exclusive to Churchill and made with 100% food safe melamine.

Churchill melamine is stain resistant and dishwasher safe, vigorously tested to ensure it meets the demands of the hospitality environment.

# TRAYS & PADDLES


Melamine trays and paddles offer both presentation and storage solutions, making them a versatile choice for corporate hospitality. The trays have compatible lids, allowing food to be stacked and stored. The paddles are designed to be used alongside Churchill ceramic and wood options, as well as being ideal for table service.




WHITE MELAMINE  
GN 1/1 TRAY  
**ZPL WGN11** 53 x 32.5cm  
20<sup>3</sup>/<sub>8</sub>" x 12<sup>5</sup>/<sub>8</sub>"  
CTN QTY 2




WHITE MELAMINE  
GN 2/4 TRAY  
**ZPL WGN21** 53 x 16.2cm  
20<sup>3</sup>/<sub>8</sub>" x 6<sup>1</sup>/<sub>2</sub>"  
CTN QTY 4




RECTANGULAR WHITE  
MELAMINE BUFFET TRAY  
**ZPL MRW31** 53 x 32.5cm  
20<sup>3</sup>/<sub>8</sub>" x 12<sup>5</sup>/<sub>8</sub>"  
CTN QTY 2




RECTANGULAR WHITE  
MELAMINE BUFFET TRAY  
**ZPL MRW51** 58 x 20cm  
22<sup>7</sup>/<sub>8</sub>" x 7<sup>7</sup>/<sub>8</sub>"  
CTN QTY 4



RECTANGULAR WHITE  
MELAMINE BUFFET TRAY  
**ZPL MRW21** 56 x 15.3cm  
22" x 6"  
CTN QTY 4



RECTANGULAR WHITE  
MELAMINE BUFFET TRAY  
**ZPL MRW41** 46 x 10cm  
18" x 3<sup>3</sup>/<sub>8</sub>"  
CTN QTY 4



RECTANGULAR WHITE  
MELAMINE BUFFET TRAY  
**ZPL MRTW1** 30 x 14.5cm  
11<sup>3</sup>/<sub>8</sub>" x 5<sup>7</sup>/<sub>8</sub>"  
CTN QTY 6



SQUARE WHITE  
MELAMINE BUFFET TRAY  
**ZPL MSTW1** 30.3 x 30.3cm  
11<sup>3</sup>/<sub>8</sub>" x 11<sup>7</sup>/<sub>8</sub>"  
CTN QTY 4



BLACK GRANITE MELAMINE  
GN 1/1 TRAY  
**ZPL BGN11** 53 x 32.5cm  
20<sup>3</sup>/<sub>8</sub>" x 12<sup>5</sup>/<sub>8</sub>"  
CTN QTY 2



BLACK GRANITE MELAMINE  
GN 2/4 TRAY  
**ZPL BGN21** 53 x 16.2cm  
20<sup>3</sup>/<sub>8</sub>" x 6<sup>1</sup>/<sub>2</sub>"  
CTN QTY 4



BLACK GRANITE MELAMINE  
RECTANGULAR TILE  
**ZPL RTGB1** 25.8 x 22.1cm  
10<sup>1</sup>/<sub>8</sub>" x 8<sup>3</sup>/<sub>4</sub>"  
CTN QTY 6



RECTANGULAR BLACK  
MELAMINE BUFFET TRAY  
**ZPL MRT31** 53 x 32.5cm  
20<sup>3</sup>/<sub>8</sub>" x 12<sup>5</sup>/<sub>8</sub>"  
CTN QTY 2

# CHURCHILL® professional melamine

## TRAYS & PADDLES



RECTANGULAR BLACK  
MELAMINE BUFFET TRAY  
**ZPL MRT21** 56 x 15.3cm  
22" x 6"  
CTN QTY 4



RECTANGULAR BLACK  
MELAMINE BUFFET TRAY  
**ZPL MRT 1** 30 x 14.5cm  
11¾" x 5¾"  
CTN QTY 6



SQUARE BLACK  
MELAMINE BUFFET TRAY  
**ZPL MST 1** 30.3 x 30.3cm  
11¾" x 11¾"  
CTN QTY 4



RECTANGULAR GRANITE  
MELAMINE BUFFET TRAY  
**ZPL MRG31** 53 x 32.5cm  
20¾" x 12¾"  
CTN QTY 2



RECTANGULAR GRANITE  
MELAMINE BUFFET TRAY  
**ZPL MRG21** 56 x 15.3cm  
22" x 6"  
CTN QTY 4



RECTANGULAR GRANITE  
MELAMINE BUFFET TRAY  
**ZPL MRTG1** 30 x 14.5cm  
11¾" x 5¾"  
CTN QTY 6



SQUARE GRANITE  
MELAMINE BUFFET TRAY  
**ZPL MSTG1** 30.3 x 30.3cm  
11¾" x 11¾"  
CTN QTY 4



WHITE MELAMINE  
HANDLED PADDLE BOARD  
**ZPL HPW 1** 26.6 x 14cm  
10½" x 5½"  
CTN QTY 4  
(37.3cm 14¾" inc handle)



GRANITE MELAMINE  
HANDLED PADDLE BOARD  
**ZPL HPG 1** 26.6 x 14cm  
10½" x 5½"  
CTN QTY 4  
(37.3cm 14¾" inc handle)



DISTRESSED WOOD MELAMINE  
HANDLED PADDLE BOARD  
**ZPL HPDW1** 26.6 x 14cm  
10½" x 5½"  
CTN QTY 4  
(37.3cm 14¾" inc handle)



DISTRESSED WOOD MELAMINE  
ROUND HANDLED PADDLE BOARD  
**ZPL RPDW1** 32 x 32cm  
12½" x 12½"  
CTN QTY 4  
(45cm 18" inc handle)



GRANITE MELAMINE  
LARGE HANDLED PADDLE BOARD  
**ZPL LPGR1** 61 x 13cm  
24" x 5"  
CTN QTY 4  
\*Size inc handle.



DISTRESSED WOOD MELAMINE  
LARGE HANDLED PADDLE BOARD  
**ZPL LPWO1** 61 x 13cm  
24" x 5"  
CTN QTY 4  
\*Size inc handle.

CHURCHiLL® professional melamine

# MOONSTONE & TILT

Add style and creativity to buffet displays with our Moonstone & Tilt melamine, ideal for buffet bowl displays. Featuring stylish curved shapes that are complementary to the ceramic portfolio.



WHITE MELAMINE  
TILT BUFFET BOWL  
**ZPL SBWH1** 33 x 15.5cm  
13" x 6 1/4" 350cl 123oz  
CTN QTY 2



WHITE MELAMINE MOONSTONE  
BUFFET BOWL  
**ZPL MBWH1** 35.5 x 25 x 18cm  
14" x 11" x 7 1/4" 450cl 158oz  
CTN QTY 2



WHITE MELAMINE MOONSTONE  
BUFFET BOWL  
**ZPL WM251** 25 x 19.5 x 12.4cm  
9 3/4" x 7 1/2" x 5" 129.85cl 45.75oz  
CTN QTY 4



WHITE MELAMINE MOONSTONE  
BUFFET BOWL  
**ZPL WM201** 20 x 15.5 x 10cm  
7 3/4" x 6" x 4" 59.95cl 21.1oz  
CTN QTY 4



BLACK MELAMINE MOONSTONE  
BUFFET BOWL  
**ZPL MBBK1** 35.5 x 25 x 18cm  
14" x 11" x 7 1/4" 450cl 158oz  
CTN QTY 2



GRANITE MELAMINE MOONSTONE  
BUFFET BOWL  
**ZPL MBGR1** 35.5 x 25 x 18cm  
14" x 11" x 7 1/4" 450cl 158oz  
CTN QTY 2

CHURCHiLL® professional melamine

# LOTUS & TRACE


Ideal for mixing with a range of buffet items, Lotus & Trace melamine provides a perfect solution for a wide variety of creative displays. Available across key sizes in a stylish White, Black and Granite matte finish.



WHITE LOTUS MELAMINE  
SHALLOW BOWL  
**ZPL WLDM1** 35.5 x 35cm  
14" x 13 3/4" 150cl 50oz  
CTN QTY 4



WHITE LOTUS MELAMINE  
PLATTER  
**ZPL WLP41** 35 x 32.5cm  
13 3/4" x 12 3/4"  
CTN QTY 4



GRANITE LOTUS MELAMINE  
SHALLOW BOWL  
**ZPL GLDM1** 35.5 x 35cm  
14" x 13 3/4" 150cl 50oz  
CTN QTY 4



WHITE TRACE  
MELAMINE BOWL  
**ZPL OGWM1** 32cm 12 3/4"  
200cl 70oz  
CTN QTY 4



BLACK GRANITE TRACE  
MELAMINE BOWL  
**ZPL OGBL1** 38cm 15"  
460cl 161.8oz  
CTN QTY 2



BLACK GRANITE TRACE  
MELAMINE BOWL  
**ZPL OGBM1** 32cm 12 3/4"  
200cl 70oz  
CTN QTY 4



GRANITE TRACE  
MELAMINE BOWL  
**ZPL OGGL1** 38cm 15"  
460cl 161.8oz  
CTN QTY 2



GRANITE TRACE  
MELAMINE BOWL  
**ZPL OGGM1** 32cm 12 3/4"  
200cl 70oz  
CTN QTY 4

NEW COLLECTION

CHURCHiLL® professional melamine

EMERGE®

Emerge Melamine is a stylish collection of serveware, designed to elevate food displays with vibrant colour and a refined semi-matte texture. Crafted for versatility, the collection allows for creative buffet presentation.




NEW SHAPE



DEEP MELAMINE BOWL  
EMBL36DB1 710cl 250oz  
H: 11.5cm Dia: 36cm  
CTN QTY 2

NEW SHAPE



DEEP MELAMINE BOWL  
EMBL28DB1 400cl 141oz  
H: 11.5cm Dia: 28.5cm  
CTN QTY 4

NEW SHAPE



SHALLOW MELAMINE BOWL  
EMBL36SB1 370cl 130oz  
H: 6.7cm Dia: 36cm  
CTN QTY 2

NEW SHAPE




SHALLOW MELAMINE BOWL  
EMBL30SB1 236cl 83oz  
H: 6.7cm Dia: 30cm  
CTN QTY 4

NEW SHAPE




RIPPLE MELAMINE BOWL  
EMBL22RB1 151cl 53oz  
H: 9.3cm Dia: 22.7cm  
CTN QTY 6

NEW SHAPE



RIPPLE MELAMINE BOWL  
EMBL20RB1 119cl 42oz  
H: 8.2cm Dia: 20cm  
CTN QTY 6

NEW SHAPE



DEEP MELAMINE BOWL  
EMGY36DB1 710cl 250oz  
H: 11.5cm Dia: 36cm  
CTN QTY 2

NEW SHAPE



DEEP MELAMINE BOWL  
EMGY28DB1 400cl 141oz  
H: 11.5cm Dia: 28.5cm  
CTN QTY 4

NEW SHAPE



SHALLOW MELAMINE BOWL  
EMGY36SB1 370cl 130oz  
H: 6.7cm Dia: 36cm  
CTN QTY 2

NEW SHAPE



SHALLOW MELAMINE BOWL  
EMGY30SB1 236cl 83oz  
H: 6.7cm Dia: 30cm  
CTN QTY 4

NEW SHAPE



RIPPLE MELAMINE BOWL  
EMGY22RB1 151cl 53oz  
H: 9.3cm Dia: 22.7cm  
CTN QTY 6

NEW SHAPE



RIPPLE MELAMINE BOWL  
EMGY20RB1 119cl 42oz  
H: 8.2cm Dia: 20cm  
CTN QTY 6

# Stonecast®

Stonecast Melamine has been designed to complement our Stonecast ceramic portfolio, mimicking the iconic Stonecast speckle and edge band design across a selection of buffet trays, bowls and paddle board.



BARLEY WHITE  
RECTANGULAR BUFFET TRAY  
**ZPL STR31** 53 x 32.5cm  
20<sup>3</sup>/<sub>4</sub>" x 12<sup>3</sup>/<sub>4</sub>"  
CTN QTY 2



BARLEY WHITE  
RECTANGULAR BUFFET TRAY  
**ZPL STR21** 56 x 15.3cm  
22" x 6"  
CTN QTY 4



BARLEY WHITE  
SQUARE BUFFET TRAY  
**ZPL STSQ1** 30.3 x 30.3cm  
11<sup>7</sup>/<sub>8</sub>" x 11<sup>7</sup>/<sub>8</sub>"  
CTN QTY 4



BARLEY WHITE  
MOONSTONE BUFFET BOWL  
**ZPL STMB1** 35.5 x 25 x 18cm  
14" x 11" x 7<sup>1</sup>/<sub>6</sub>" 450cl 158oz  
CTN QTY 2



BARLEY WHITE  
TRACE MELAMINE BOWL  
**ZPL STTB1** 38cm 15"  
460cl 161.8oz  
CTN QTY 2



BARLEY WHITE MELAMINE ROUND  
HANDLED PADDLE BOARD  
**ZPL STRP1** 32 x 32cm  
12<sup>1</sup>/<sub>2</sub>" x 12<sup>1</sup>/<sub>2</sub>"  
CTN QTY 4  
(45cm 18" inc handle)

# Compatibility Guide

## Tritan Lids & Buffet Trays

TRITAN LIDS					POLYCARBONATE LID																				
RECTANGULAR BUFFET COVER 56 x 15.3cm TRI PRT21	RECTANGULAR BUFFET COVER 53 x 32.5cm TRI PRT31	RECTANGULAR BUFFET COVER 30 x 14.5cm TRI PRT 1	SQUARE BUFFET COVER 30.3 x 30.3cm TRI PST 1	RECTANGULAR BUFFET COVER 46 x 10cm ZPL PRT41																					
BUFFET TRAYS	<table border="1"> <tr> <td> <input type="radio"/> APRBART21   <input checked="" type="radio"/> ZPL MRT21  <input checked="" type="radio"/> ZPL MRG21  <input type="radio"/> ZPL MRW21   <input type="radio"/> ZPL STR21                 </td> <td> <input type="radio"/> APRBART 1  <input checked="" type="radio"/> SHWHART 1  <input checked="" type="radio"/> SHBIART 1  <input checked="" type="radio"/> ZCAWWRT 1   <input checked="" type="radio"/> ZPL MRT31  <input checked="" type="radio"/> ZPL MRG31  <input type="radio"/> ZPL MRW31  <input type="radio"/> ZPL WGN11  <input checked="" type="radio"/> ZPL BGN11  <input type="radio"/> ZPL STR31                 </td> <td> <input type="radio"/> APRBART 1  <input checked="" type="radio"/> SHWHART 1  <input checked="" type="radio"/> SHBIART 1  <input checked="" type="radio"/> ZCAWWRT 1   <input checked="" type="radio"/> ZPL MRT 1  <input checked="" type="radio"/> ZPL MRTG1  <input type="radio"/> ZPL MRTW1                 </td> <td> <input type="radio"/> APRBAST 1  <input checked="" type="radio"/> SHWHAST 1  <input checked="" type="radio"/> SHBIAST 1   <input checked="" type="radio"/> ZPL MST 1  <input checked="" type="radio"/> ZPL MSTG1  <input type="radio"/> ZPL MSTW1   <input type="radio"/> ZPL STSQ1                 </td> <td> <input type="radio"/> APRBART41          <input type="radio"/> ZPL MRW41                 </td> </tr> <tr> <td>Ceramic</td> <td></td> <td></td> <td></td> <td></td> </tr> <tr> <td>Wood</td> <td></td> <td></td> <td></td> <td></td> </tr> <tr> <td>Melamine</td> <td></td> <td></td> <td></td> <td></td> </tr> </table>					<input type="radio"/> APRBART21  <input checked="" type="radio"/> ZPL MRT21 <input checked="" type="radio"/> ZPL MRG21 <input type="radio"/> ZPL MRW21  <input type="radio"/> ZPL STR21	<input type="radio"/> APRBART 1 <input checked="" type="radio"/> SHWHART 1 <input checked="" type="radio"/> SHBIART 1 <input checked="" type="radio"/> ZCAWWRT 1  <input checked="" type="radio"/> ZPL MRT31 <input checked="" type="radio"/> ZPL MRG31 <input type="radio"/> ZPL MRW31 <input type="radio"/> ZPL WGN11 <input checked="" type="radio"/> ZPL BGN11 <input type="radio"/> ZPL STR31	<input type="radio"/> APRBART 1 <input checked="" type="radio"/> SHWHART 1 <input checked="" type="radio"/> SHBIART 1 <input checked="" type="radio"/> ZCAWWRT 1  <input checked="" type="radio"/> ZPL MRT 1 <input checked="" type="radio"/> ZPL MRTG1 <input type="radio"/> ZPL MRTW1	<input type="radio"/> APRBAST 1 <input checked="" type="radio"/> SHWHAST 1 <input checked="" type="radio"/> SHBIAST 1  <input checked="" type="radio"/> ZPL MST 1 <input checked="" type="radio"/> ZPL MSTG1 <input type="radio"/> ZPL MSTW1  <input type="radio"/> ZPL STSQ1	<input type="radio"/> APRBART41         <input type="radio"/> ZPL MRW41	Ceramic					Wood					Melamine				
	<input type="radio"/> APRBART21  <input checked="" type="radio"/> ZPL MRT21 <input checked="" type="radio"/> ZPL MRG21 <input type="radio"/> ZPL MRW21  <input type="radio"/> ZPL STR21	<input type="radio"/> APRBART 1 <input checked="" type="radio"/> SHWHART 1 <input checked="" type="radio"/> SHBIART 1 <input checked="" type="radio"/> ZCAWWRT 1  <input checked="" type="radio"/> ZPL MRT31 <input checked="" type="radio"/> ZPL MRG31 <input type="radio"/> ZPL MRW31 <input type="radio"/> ZPL WGN11 <input checked="" type="radio"/> ZPL BGN11 <input type="radio"/> ZPL STR31	<input type="radio"/> APRBART 1 <input checked="" type="radio"/> SHWHART 1 <input checked="" type="radio"/> SHBIART 1 <input checked="" type="radio"/> ZCAWWRT 1  <input checked="" type="radio"/> ZPL MRT 1 <input checked="" type="radio"/> ZPL MRTG1 <input type="radio"/> ZPL MRTW1	<input type="radio"/> APRBAST 1 <input checked="" type="radio"/> SHWHAST 1 <input checked="" type="radio"/> SHBIAST 1  <input checked="" type="radio"/> ZPL MST 1 <input checked="" type="radio"/> ZPL MSTG1 <input type="radio"/> ZPL MSTW1  <input type="radio"/> ZPL STSQ1	<input type="radio"/> APRBART41         <input type="radio"/> ZPL MRW41																				
	Ceramic																								
	Wood																								
Melamine																									

\*Polycarbonate covers are not available in the EU.



# The natural beauty of real wood



Food Safe Product



Made from a renewable resource  
Environmentally friendly,  
natural hardwood.

Learn more about our Features & Benefits  
See page 444 - 449



CHURCHILL®  
professional wood

An extensive range of wooden display pieces in a variety of shapes and finishes. From serving boards to nesting risers, all in a rustic, natural finish adding an earthy feel to your food presentations.

All Churchill wood, from deli boards to buffet risers are designed to complement the Churchill ceramics portfolio.

At Churchill we only work in partnership with suppliers who share our policy on sustainability and environmental awareness, therefore our wood source is 100% renewable.

\*Wipe Clean - not dishwasher safe

CHURCHILL® professional wood

# NATURAL ACACIA

Bring height, colour and texture to buffet displays with Churchill's acacia display wood. Organic and modular shapes in a selection of natural, rustic and warm toned finishes enhance the beautiful colour and texture of acacia wood. The items are designed to work together to create the ultimate visual food display.



## Wooden Trays & Boards



LARGE WOODEN CRATE  
**ZCAWLWCR1** 38 x 24 x 4.8cm  
15" x 9½" x 17"  
CTN QTY 4



MEDIUM WOODEN CRATE  
**ZCAWMWCR1** 30 x 20 x 4.8cm  
11¾" x 7¾" x 17"  
CTN QTY 4



SMALL WOODEN CRATE  
**ZCAWSMCR1** 30 x 11.8 x 4.8cm  
11¾" x 4¾" x 17"  
CTN QTY 4



SQUARE ORGANIC  
PADDLE BOARD  
**ZCAWSQB1** 27 x 35cm  
10¾" x 13¾"  
CTN QTY 4  
(Size of recess 9cm)



SMALL ORGANIC BOARD  
**ZCAWOB2 1** 32 x 17cm  
12¾" x 6¾"  
CTN QTY 4  
(Size of recess 7.2cm)

## Wooden Stands



LARGE ROUND STAND  
**ZCAWLRST1** H: 15cm 5¾"  
Dia: 25cm 9¾"  
CTN QTY 4



SMALL ROUND STAND  
**ZCAWRSST1** H: 10cm 4"  
Dia: 15cm 6"  
CTN QTY 4



LARGE RECTANGULAR STAND  
**ZCAWLRRS1** 42.7 x 18.4 x 15.5cm  
16¾" x 7¼" x 6"  
CTN QTY 2

SMALL RECTANGULAR STAND  
**ZCAWSMRS1** 33.5 x 15.3 x 10.6cm  
13¼" x 6" x 4¾"  
CTN QTY 2

## Plant Pots



LARGE ROUND PLANT POT  
**ZCAWLWPL1** H: 15cm 6"  
Dia: 27.5cm 10¾"  
CTN QTY 4



SMALL ROUND PLANT POT  
**ZCAWSMPL1** H: 10cm 4"  
Dia: 19.8cm 7¾"  
CTN QTY 4

CHURCHILL® professional wood

# RUSTIC ACACIA

Elevate buffet presentations with Churchill's acacia display pieces, designed to add dimension, warmth and natural character. A collection of organic, modular forms in complementary rustic finishes showcases the rich tones and textures of the wood. All pieces are crafted to work together, allowing for flexible arrangements and eye-catching food displays.



## Risers



LARGE NESTING RISER  
**ZCAWLRNC1** L: 44.5cm 17½"  
W: 25.8cm 10¼" H: 23.5cm 9¼"  
CTN QTY 1



MEDIUM NESTING RISER  
**ZCAWRMNC1** L: 42.1cm 16½"  
W: 25.8cm 10¼" H: 13.2cm 5¼"  
CTN QTY 1



SMALL NESTING RISER  
**ZCAWSRNC1** L: 39.7cm 15½"  
W: 25.8cm 10¼" H: 5cm 2"  
CTN QTY 1



LARGE STACKING CRATE RISER  
**ZCAWLRRC1** L: 44.5cm 17½"  
W: 25.8cm 10¼" H: 9.4cm 3¾"  
CTN QTY 2



SMALL STACKING CRATE RISER  
**ZCAWSSRC1** L: 25.8cm 10¼"  
W: 22.15cm 8¾" H: 9.4cm 3¾"  
CTN QTY 4



THREE BOWL  
PRESENTATION PLATFORM  
**ZCAWTBPP1** L: 44.5cm 17½"  
W: 13cm 5¼" H: 3.9cm 1½"  
CTN QTY 4

## Boards



SOLID BASE HANDLED TRAY  
**ZCAWSBHT1** 39.7 x 25.8cm  
15½" x 10"  
CTN QTY 4



BREAD BOARD INSERT  
**ZCAWBB11** 37.3 x 23.4cm  
14½" x 9½"  
CTN QTY 4  
(Fits inside ZCAWSBHT1)



MEDIUM STEPPED  
PRESENTATION BOARD  
**ZCAWMRPB1** 39.6 x 16cm  
15½" x 6¼"  
CTN QTY 4



SMALL STEPPED  
PRESENTATION BOARD  
**ZCAWSRPB1** 34.2 x 16cm  
13½" x 6¼"  
CTN QTY 4



ACACIA WOOD LARGE  
SERVING BOARD  
**ZCAWLWSB1** 40 x 16.5cm  
16½" x 6½"  
CTN QTY 4  
(Size of recess 10cm)



ACACIA WOOD SMALL  
SERVING BOARD  
**ZCAWSWSB1** 30 x 9cm  
11½" x 3½"  
CTN QTY 4  
(Size of recess 7cm)

CHURCHILL® professional wood

# WARM ACACIA

Bring height, colour and texture to buffet displays with Churchill's acacia display wood. Organic and modular shapes in a selection of natural, rustic and warm toned finishes enhance the beautiful colour and texture of acacia wood. The items are designed to work together to create the ultimate visual food display.



## Boards & Trays



**PRESENTATION BOARD**  
**ZCAWPB121** 33.5 x 33.5cm  
13<sup>3</sup>/<sub>8</sub>" x 13<sup>3</sup>/<sub>8</sub>"  
CTN QTY 4  
(Size of recess 31.75cm 12<sup>1</sup>/<sub>2</sub>")



**PRESENTATION BOARD**  
**ZCAWPB111** 30 x 30cm  
11<sup>3</sup>/<sub>8</sub>" x 11<sup>3</sup>/<sub>8</sub>"  
CTN QTY 4  
(Size of recess 27.9cm 11")



**LARGE WOODEN  
DELI BOARD**  
**ZCAWWBD1** 40 x 16.5cm  
15<sup>1</sup>/<sub>2</sub>" x 6<sup>1</sup>/<sub>2</sub>"  
CTN QTY 4  
(Size of recess 10cm)



**WOODEN SERVING  
DELI BOARD**  
**ZCAWSEVB1** 34 x 22cm  
23<sup>3</sup>/<sub>8</sub>" x 8<sup>5</sup>/<sub>8</sub>"  
CTN QTY 6  
(Size of recess 7cm)



**SQUARE WOODEN  
DELI BOARD**  
**ZCAWSDB1** 32 x 24cm  
9<sup>5</sup>/<sub>8</sub>" x 12<sup>3</sup>/<sub>8</sub>"  
CTN QTY 4  
(Size of recess 6.8cm)



**MEDIUM WOODEN DELI  
BOARD**  
**ZCAWMBD1** 35.2 x 9 x 2.7cm  
13<sup>7</sup>/<sub>8</sub>" x 3<sup>1</sup>/<sub>2</sub>" x 1<sup>1</sup>/<sub>4</sub>"  
CTN QTY 4  
(Size of recess 7.2cm)



**SMALL WOODEN  
DELI BOARD**  
**ZCAWSBD1** 27 x 9cm  
10<sup>3</sup>/<sub>8</sub>" x 3<sup>1</sup>/<sub>2</sub>"  
CTN QTY 4  
(Size of recess 7cm)



**RECTANGULAR PADDLE BOARD**  
**ZCAWPD1** 60 x 14.8cm  
23<sup>1</sup>/<sub>2</sub>" x 5<sup>3</sup>/<sub>4</sub>"  
CTN QTY 6



**LARGE BOARD**  
**ZCAWMBD1** 20 x 29cm  
7<sup>7</sup>/<sub>8</sub>" x 11<sup>3</sup>/<sub>8</sub>"  
CTN QTY 4



**MEDIUM BOARD**  
**ZCAWMBD1** 15 x 29cm  
5<sup>7</sup>/<sub>8</sub>" x 11<sup>3</sup>/<sub>8</sub>"  
CTN QTY 4



**RECTANGULAR  
BUFFET TRAY**  
**ZCAWWRT1** 30 x 14.5cm  
11<sup>3</sup>/<sub>8</sub>" x 5<sup>3</sup>/<sub>4</sub>"  
CTN QTY 6

WARM ACACIA

Bowls



LARGE SINGLE HANDLED  
WOODEN TRAY  
**ZCAWIGT31** 48 x 14cm  
19" x 5½"  
CTN QTY 4  
(Size of recess 9cm)



MEDIUM SINGLE HANDLED  
WOODEN TRAY  
**ZCAWIGT21** 35.5 x 14cm  
14" x 5½"  
CTN QTY 4  
(Size of recess 7cm)



LARGE MOONSTONE BOWL  
**ZCAWLMBL1** 23 x 21.5 x 11cm  
9" x 8½" x 4½" 140cl 49.2oz  
CTN QTY 4



SMALL MOONSTONE BOWL  
**ZCAWSMBL1** 14 x 13.5 x 7cm  
5½" x 5½" x 2¾" 30cl 10.5oz  
CTN QTY 4

Risers & Cubes



LARGE RECTANGULAR RISER  
**ZCAWRRL1** 56 x 18 x 20cm  
22" x 7¼" x 7¾"  
CTN QTY 2



MEDIUM RECTANGULAR RISER  
**ZCAWRRL1** 47 x 15 x 15cm  
18½" x 5¾" x 5¾"  
CTN QTY 2

Crates & Trivets



SMALL RECTANGULAR RISER  
**ZCAWRRS1** 38 x 12 x 10cm  
15" x 4¾" x 4"  
CTN QTY 2



LARGE BUFFET CUBE  
**ZCAWLBR1** 18 x 18 x 20cm  
7¼" x 7¼" x 7¾"  
CTN QTY 2



MEDIUM BUFFET CUBE  
**ZCAWMBR1** 15 x 15 x 15cm  
5¾" x 5¾" x 5¾"  
CTN QTY 4



SMALL BUFFET CUBE  
**ZCAWSBR1** 12 x 12 x 10cm  
4¾" x 4¾" x 4"  
CTN QTY 4



RECTANGULAR CRATE  
**ZCAWRCTC1** 33 x 20 x 10cm  
13" x 7¾" x 4¾"  
CTN QTY 4



SQUARE CRATE  
**ZCAWSQRC1** 20 x 20 x 10cm  
7¾" x 7¾" x 4¾"  
CTN QTY 4



ACACIA WOODEN  
CARRIER  
**ZCAWMCC1** 15 x 15cm  
5¾" x 5¾"  
CTN QTY 4

# Elegant & Contemporary Glass Tableware



STACKABLE



DISHWASHER  
SAFE



Food Safe Product

Learn more about our Features & Benefits

See page 444 - 449



**CHURCHILL**<sup>®</sup>  
professional glass tableware

## Elegant & Contemporary Glass Tableware

Churchill's professional glassware collection is thoughtfully designed by our in-house creative team to perfectly complement our premium ceramics portfolio.

Inspired by our embossed ceramic ranges, including Bamboo, Isla and Viana, these glass pieces introduce subtle layers of texture and depth to the tabletop. Ideal for chilled dishes such as salads, sushi, tapas or ceviche, Churchill glassware offers chefs a versatile and elegant platform for creative presentation.

At Churchill, we are committed to working with trusted partners who share our values of exceptional product quality, service excellence and sustainable practice. Together, we ensure that every piece meets the highest standards of performance and style.

NEW COLLECTION

CHURCHILL® professional glass tableware

# VIANA GLASS

Traditional Charm of Patio Tiles

Elevating the Viana collection, the embossment is showcased on glass tableware, featuring across organic shapes in the soft, subtle Dusk shade.



## Dusk



ORGANIC GLASS PLATE  
GLVDOP291 29.5cm 11 1/2"  
CTN QTY 6



ORGANIC GLASS PLATE  
GLVDTBP11 22.5cm 8 7/8"  
CTN QTY 6



ORGANIC GLASS BOWL  
GLVDOB241 24.5cm 9 5/8"  
110cl 37oz  
CTN QTY 6



ORGANIC GLASS BOWL  
GLVDTBB21 21cm 8 1/4"  
60cl 21oz  
CTN QTY 6



ORGANIC GLASS BOWL  
GLVDTBB11 17cm 6 1/2"  
26.5cl 9.3oz  
CTN QTY 6

NEW SHAPE



TASTING TRAY  
GLVDGF331 33 x 10.8cm  
13 x 4 1/4"  
CTN QTY 6

NEW SHAPE



TASTING TRAY  
GLVDGF301 30 x 9.7cm  
11 1/4 x 3 7/8"  
CTN QTY 6

NEW SHAPE



TASTING TRAY  
GLVDGF231 25 x 9.7cm  
9 7/8 x 3 7/8"  
CTN QTY 6

## COMPLEMENTARY ITEMS:



FOOTED PLATE  
WHVINF111 30.5cm 12"  
CTN QTY 12



FOOTED PLATE  
WHVINF101 26.1cm 10 1/4"  
CTN QTY 12



PLATE  
WHVINP81 21cm 8 1/4"  
CTN QTY 12



PLATE  
WHVINP651 17cm 6 5/8"  
CTN QTY 12

CF Items with a fully glazed foot

# ISLA GLASS

Inspired by the Shoreline

Further enhancing the Isla collection, the embossment is featured on glass tableware in soft organic shapes and a versatile clear colour.



## Clear



ORGANIC GLASS PLATE  
**GLCLOP291** 29.5cm 11 1/4"  
CTN QTY 6



ORGANIC GLASS PLATE  
**GLCLBP11** 22.5cm 8 7/8"  
CTN QTY 6



ORGANIC GLASS BOWL  
**GLCLOB241** 24.5cm 9 5/8"  
110cl 37oz  
CTN QTY 6



ORGANIC GLASS BOWL  
**GLCLBB21** 21cm 8 1/4"  
60cl 21oz  
CTN QTY 6



ORGANIC GLASS BOWL  
**GLCLTB11** 17cm 6 1/2"  
26.5cl 9.3oz  
CTN QTY 6



ORGANIC OVAL  
GLASS PLATTER  
**GLCLTBO11** 30 x 16.2cm  
11 1/2" x 6 1/8"  
CTN QTY 6


## COMPLEMENTARY ITEMS:



COASTAL SAND  
FOOTED PLATE  
**ANISIF581** 27.6cm 10 7/8"  
CTN QTY 12



COASTAL SAND PLATE  
**ANISIP8** 21cm 8 1/4"  
CTN QTY 12



OCEAN BLUE  
FOOTED PLATE  
**OCISIF581** 27.6cm 10 7/8"  
CTN QTY 12



OCEAN BLUE PLATE  
**OCISIP8** 21cm 8 1/4"  
CTN QTY 12

CHURCHILL® professional glass tableware

# BAMBOO GLASS

Inspired by Nature

Further enhancing the Bamboo collection, the embossment is featured on glass tableware in soft organic shapes and a subtle dusk colour.



## Dusk



ORGANIC GLASS PLATE  
**GLDKOP291** 29.5cm 11½"  
CTN QTY 6



ORGANIC GLASS PLATE  
**GLDKTBP11** 22.5cm 8¾"  
CTN QTY 6



ORGANIC GLASS BOWL  
**GLDKOB241** 24.5cm 9¾"  
110cl 37oz  
CTN QTY 6



ORGANIC GLASS BOWL  
**GLDKTBB21** 21cm 8¼"  
60cl 21oz  
CTN QTY 6



ORGANIC GLASS BOWL  
**GLDKTBB11** 17cm 6½"  
26.5cl 9.3oz  
CTN QTY 6



ORGANIC OVAL  
GLASS PLATTER  
**GLDKTBO11** 30 x 16.2cm  
11½" x 6½"  
CTN QTY 6

## COMPLEMENTARY ITEMS:



DUSK FOOTED PLATE  
**DUBALF581** 27.6cm 10¾"  
CTN QTY 12



DUSK PLATE  
**DUBALP8 1** 21cm 8¼"  
CTN QTY 12



MIST FOOTED PLATE  
**MBBALF581** 27.6cm 10¾"  
CTN QTY 12



MIST PLATE  
**MBBALP8 1** 21cm 8¼"  
CTN QTY 12

GF Items with a fully glazed foot

# Enhancing the dining experience



STAINLESS  
STEEL



DISHWASHER  
SAFE



FOOD SAFETY, CORROSION  
RESISTANCE, HARDNESS  
OF KNIFE BLADES  
BRITISH STANDARD

Learn more about our Features & Benefits  
See page 444 - 449



CHURCHILL

## CUTLERY

Exclusively designed in-house by our UK - based design team, Churchill cutlery has been specifically created for the hospitality environment with a focus on strength, comfort and style. Manufactured in high quality 18/10 stainless steel with a premium polished finish, Churchill cutlery meets the highest standards in durability and performance.

Fully stocked in our UK - based warehouse, with all the benefits of the Churchill continuity and service promise. Offering a variety of designs and styles, the range is ideal for both casual and premium settings, enhancing the dining experience and complementing the Churchill ceramics portfolio.

# Evolve

A sleek and minimal cutlery shape, Evolve features a stylish angular design. The range is exclusively designed by Churchill and manufactured in quality 18/10 stainless steel. Versatile and functional, the Evolve collection is designed to complement the comprehensive Churchill ceramics portfolio.



Featured with Evolve Plate



**TABLE FORK**  
**EV TAFO1** 20.7cm  
3.5mm  
CTN QTY 12



**TABLE KNIFE**  
**EV TAKN1** 23.7cm  
8mm  
CTN QTY 12



**STEAK KNIFE**  
**EV STKN1** 24cm  
8mm  
CTN QTY 12



**TABLE SPOON**  
**EV TASP1** 20.7cm  
3.5mm  
CTN QTY 12



**DESSERT FORK**  
**EV DEFO1** 18.4cm  
3mm  
CTN QTY 12



**DESSERT KNIFE**  
**EV DEKN1** 20.8cm  
7.5mm  
CTN QTY 12



**DESSERT SPOON**  
**EV DESP1** 18.2cm  
3.5mm  
CTN QTY 12



**CAKE FORK**  
**EV CAFO1** 15.3cm  
2.5mm  
CTN QTY 12



**FISH KNIFE**  
**EV FIKN1** 20.1cm  
3mm  
CTN QTY 12



**SOUP SPOON**  
**EV SOSP1** 17.2cm  
3mm  
CTN QTY 12



**TEASPOON**  
**EV TESP1** 13.8cm  
2.5mm  
CTN QTY 12



**DEMITASSE SPOON**  
**EV DMSP1** 11cm  
2.2mm  
CTN QTY 12



CHURCHILL®

# Stonecast

Stonecast cutlery is inspired by the spinwash design of our popular ceramic Stonecast collection. The range is manufactured in quality 18/10 stainless steel and designed to work alongside our ceramic portfolio. Stonecast cutlery is featured on the sleek, angular Evolve shape with an eye catching textured embossment.



Featured with Stonecast Plate



TABLE FORK  
ST TAFO1 20.7cm  
3.5mm  
CTN QTY 12



TABLE KNIFE  
ST TAKN1 23.7cm  
8mm  
CTN QTY 12



STEAK KNIFE  
ST STKN1 24cm  
8mm  
CTN QTY 12



TABLE SPOON  
ST TASP1 20.7cm  
3.5mm  
CTN QTY 12



DESSERT FORK  
ST DEFO1 18.4cm  
3mm  
CTN QTY 12



DESSERT KNIFE  
ST DEKN1 20.8cm  
7.5mm  
CTN QTY 12



DESSERT SPOON  
ST DESP1 18.2cm  
3.5mm  
CTN QTY 12



CAKE FORK  
ST CAFO1 15.3cm  
2.5mm  
CTN QTY 12



FISH KNIFE  
ST FIKN1 20.1cm  
3mm  
CTN QTY 12



SOUP SPOON  
ST SOSP1 17.2cm  
3mm  
CTN QTY 12



TEASPOON  
ST TESP1 13.8cm  
2.5mm  
CTN QTY 12



DEMITASSE SPOON  
ST DMSP1 11cm  
2.2mm  
CTN QTY 12

  
**CHURCHILL**  
 Kintsugi

Kintsugi cutlery features a crackled, embossed texture on the contemporary Evolve shape. Finished in high quality 18/10 stainless steel, Kintsugi cutlery is designed to complement the Churchill ceramic portfolio.



Featured with Stonecast Canvas Plate

					
<b>TABLE FORK</b> KT TAFO1 20.7cm 3.5mm CTN QTY 12	<b>TABLE KNIFE</b> KT TAKN1 23.7cm 8mm CTN QTY 12	<b>STEAK KNIFE</b> KT STKN1 24cm 8mm CTN QTY 12	<b>TABLE SPOON</b> KT TASP1 20.7cm 3.5mm CTN QTY 12	<b>DESSERT FORK</b> KT DEFO1 18.4cm 3mm CTN QTY 12	<b>DESSERT KNIFE</b> KT DEKN1 20.8cm 7.5mm CTN QTY 12
					
<b>DESSERT SPOON</b> KT DESP1 18.2cm 3.5mm CTN QTY 12	<b>CAKE FORK</b> KT CAFO1 15.3cm 2.5mm CTN QTY 12	<b>FISH KNIFE</b> KT FIKN1 20.1cm 3mm CTN QTY 12	<b>SOUP SPOON</b> KT SOSP1 17.2cm 3mm CTN QTY 12	<b>TEASPOON</b> KT TESP1 13.8cm 2.5mm CTN QTY 12	<b>DEMITASSE SPOON</b> KT DMSP1 11cm 2.2mm CTN QTY 12

# Trace

Simplistically chic, the Trace cutlery design is a modern interpretation of the classic teardrop shape. Manufactured in high quality 18/10 stainless steel, Trace cutlery is perfect minimal design for elevating any table setting alongside Churchill's ceramics.



Featured with Stonecast Plate



TABLE FORK  
TR TAFO1 20.7cm  
3.5mm  
CTN QTY 12



TABLE KNIFE  
TR TAKN1 23.6cm  
8mm  
CTN QTY 12



STEAK KNIFE  
TR STKN1 23.6cm  
8mm  
CTN QTY 12



TABLE SPOON  
TR TASP1 20.6cm  
3.5mm  
CTN QTY 12



DESSERT FORK  
TR DEFO1 18.2cm  
3mm  
CTN QTY 12



DESSERT KNIFE  
TR DEKN1 21cm  
7.5mm  
CTN QTY 12



DESSERT SPOON  
TR DESP1 18.2cm  
3mm  
CTN QTY 12



SOUP SPOON  
TR SOSP1 16.9cm  
3mm  
CTN QTY 12



TEASPOON  
TR TESP1 13.6cm  
2.5mm  
CTN QTY 12




DEMITASSE SPOON  
TR DMSP1 11cm  
2.2mm  
CTN QTY 12



CHURCHILL®

# Cooper

Cooper is an original design that expertly combines classic and contemporary design elements to create a feeling of substantial weight and perfect balance. A generous head size and the long tines of the fork combine with a modern angular handle and smoothed edges for comfort.



Featured with Stone Plate



TABLE FORK  
CO TAFO1 20.7cm  
3.5mm  
CTN QTY 12



TABLE KNIFE  
CO TAKN1 23.8cm  
8mm  
CTN QTY 12



STEAK KNIFE  
CO STKN1 24cm  
8mm  
CTN QTY 12



TABLE SPOON  
CO TASPO1 20.6cm  
3.5mm  
CTN QTY 12



DESSERT FORK  
CO DEFO1 18.2cm  
3mm  
CTN QTY 12



DESSERT KNIFE  
CO DEKN1 20.8cm  
7.5mm  
CTN QTY 12



DESSERT SPOON  
CO DESPO1 18.2cm  
3mm  
CTN QTY 12



CAKE FORK  
CO CAFO1 13.8cm  
2.5mm  
CTN QTY 12



FISH KNIFE  
CO FIKN1 20.1cm  
3mm  
CTN QTY 12



SOUP SPOON  
CO SOSPO1 17.2cm  
3mm  
CTN QTY 12



TEASPOON  
CO TESPO1 13.8cm  
2.5mm  
CTN QTY 12



DEMITASSE SPOON  
CO DMSP1 11cm  
2.2mm  
CTN QTY 12

18/10  
Stainless Steel

**CHURCHILL**  
**Agano**

The Agano cutlery design features an elegant linear texture on the Trace teardrop shape. A classic and timeless cutlery range in quality 18/10 stainless steel and a high polished finish, the premium feel of Agano enhances any luxurious table setting.



Featured with Stonecast Raw Plate

					
<b>TABLE FORK</b> <b>AG TAF01</b> 20.7cm 3.5mm CTN QTY 12	<b>TABLE KNIFE</b> <b>AG TAKN1</b> 23.6cm 8mm CTN QTY 12	<b>STEAK KNIFE</b> <b>AG STKN1</b> 23.6cm 8mm CTN QTY 12	<b>TABLE SPOON</b> <b>AG TASP1</b> 20.6cm 3.5mm CTN QTY 12	<b>DESSERT FORK</b> <b>AG DEFO1</b> 18.2cm 3mm CTN QTY 12	<b>DESSERT KNIFE</b> <b>AG DEKN1</b> 21cm 7.5mm CTN QTY 12
					
<b>DESSERT SPOON</b> <b>AG DESP1</b> 18.2cm 3mm CTN QTY 12	<b>SOUP SPOON</b> <b>AG SOSP1</b> 16.9cm 3mm CTN QTY 12	<b>TEASPOON</b> <b>AG TESP1</b> 13.6cm 2.5mm CTN QTY 12	<b>DEMITASSE SPOON</b> <b>AG DMSF1</b> 11cm 2.2mm CTN QTY 12		

# Bamboo

Styled on the Cooper shape, Bamboo is a statement design featuring a fine linear embossment. Inspired by nature and the Churchill Bamboo tableware, Bamboo cutlery is modern, delicate and suitable for both formal and casual dining settings.



Featured with Bamboo Plate

					
<b>TABLE FORK</b> BA TAFO1 20.7cm 3.5mm CTN QTY 12	<b>TABLE KNIFE</b> BA TAKN1 23.8cm 8mm CTN QTY 12	<b>STEAK KNIFE</b> BA STKN1 24cm 8mm CTN QTY 12	<b>TABLE SPOON</b> BA TASP1 20.6cm 3.5mm CTN QTY 12	<b>DESSERT FORK</b> BA DEFO1 18.2cm 3mm CTN QTY 12	<b>DESSERT KNIFE</b> BA DEKN1 20.8cm 7.5mm CTN QTY 12
					
<b>BUTTER KNIFE</b> BA BUKN1 18cm 7.5mm CTN QTY 12	<b>DESSERT SPOON</b> BA DESP1 18.2cm 3mm CTN QTY 12	<b>CAKE FORK</b> BA CAFO1 13.8cm 2.5mm CTN QTY 12	<b>FISH KNIFE</b> BA FIKN1 20.1cm 3mm CTN QTY 12	<b>SOUP SPOON</b> BA SOSP1 17.2cm 3mm CTN QTY 12	<b>TEASPOON</b> BA TESP1 13.8cm 2.5mm CTN QTY 12
					
<b>DEMITASSE SPOON</b> BA DMSP1 11cm 2.2mm CTN QTY 12	<b>LATTE SPOON</b> BA LASP1 19cm 2.3mm CTN QTY 12				



CHURCHILL®

# Linear

Linear features a sleek, modern shape that seamlessly combines sophistication with everyday practicality. Made from high-quality 18/10 stainless steel and finished with a polished mirror surface, Linear is the perfect choice for elevating both casual and formal tabletop settings.



Featured with Envisage Cascade Plate



TABLE FORK  
LI TAFO1 20.7cm  
4.5mm  
CTN QTY 12



TABLE KNIFE  
LI TAKN1 23.6cm  
8mm  
CTN QTY 12



STEAK KNIFE  
LI STKN1 24cm  
8mm  
CTN QTY 12



TABLE SPOON  
LI TASP1 20.4cm  
4.5mm  
CTN QTY 12



DESSERT FORK  
LI DEFO1 18.3cm  
4mm  
CTN QTY 12



DESSERT KNIFE  
LI DEKN1 20.8cm  
7mm  
CTN QTY 12



DESSERT SPOON  
LI DESP1 18.2cm  
4mm  
CTN QTY 12



CAKE FORK  
LI CAFO1 15.2cm  
3mm  
CTN QTY 12



FISH KNIFE  
LI FIKN1 20.6cm  
4mm  
CTN QTY 12



SOUP SPOON  
LI SOSP1 17.8cm  
4mm  
CTN QTY 12



TEASPOON  
LI TESP1 13.8cm  
3mm  
CTN QTY 12



DEMITASSE SPOON  
LI DMSP1 11cm  
2.5mm  
CTN QTY 12




BUTTER KNIFE  
LI BUKN1 19.3cm  
7mm  
CTN QTY 12



LATTEE SPOON  
LI LASP1 19cm  
3mm  
CTN QTY 12

# Tide Vintage

Featured on the Linear shape, this 18/10 cutlery collection showcases the intricate Tide embossment with a contemporary stonewash finish, perfectly complementing the Tide ceramic portfolio.



Featured with Inked Tide Plate

- |   |   |   |   |   |   |
|---|---|---|---|---|---|
|  |  |  |  |  |  |
| <b>TABLE FORK</b><br><b>TI TAFO1</b> 20.7cm<br>4.5mm<br>CTN QTY 12                  | <b>TABLE KNIFE</b><br><b>TI TAKN1</b> 23.6cm<br>8mm<br>CTN QTY 12                   | <b>STEAK KNIFE</b><br><b>TI STKN1</b> 24cm<br>8mm<br>CTN QTY 12                     | <b>TABLE SPOON</b><br><b>TI TASP1</b> 20.4cm<br>4.5mm<br>CTN QTY 12                 | <b>DESSERT FORK</b><br><b>TI DEFO1</b> 18.3cm<br>4mm<br>CTN QTY 12                  | <b>DESSERT KNIFE</b><br><b>TI DEKN1</b> 20.8cm<br>7mm<br>CTN QTY 12                 |
|  |  |  |  |  |  |
| <b>DESSERT SPOON</b><br><b>TI DESP1</b> 18.2cm<br>4mm<br>CTN QTY 12                 | <b>CAKE FORK</b><br><b>TI CAFO1</b> 15.2cm<br>3mm<br>CTN QTY 12                     | <b>FISH KNIFE</b><br><b>TI FIKN1</b> 20.6cm<br>4mm<br>CTN QTY 12                    | <b>SOUP SPOON</b><br><b>TI SOSP1</b> 17.8cm<br>4mm<br>CTN QTY 12                    | <b>TEASPOON</b><br><b>TI TESP1</b> 13.8cm<br>3mm<br>CTN QTY 12                      | <b>DEMITASSE SPOON</b><br><b>TI DMSP1</b> 11cm<br>2.5mm<br>CTN QTY 12               |
|  |  |   |   |   |   |
| <b>BUTTER KNIFE</b><br><b>TI BUKN1</b> 19.3cm<br>7mm<br>CTN QTY 12                  | <b>LATTEE SPOON</b><br><b>TI LASP1</b> 19cm<br>3mm<br>CTN QTY 12                    |   |   |   |   |


NEW ADDITIONS



CHURCHILL®

Tanner

Soft and simplistic, Tanner cutlery shapes are stylish and ergonomically designed for comfort when holding. The contemporary and versatile design is ideal for both casual or premium dining, enhancing the dining experience and complementing the Churchill ceramics portfolio.



Featured with Stone Plate



TABLE FORK  
TA TAF01 20.7cm  
4mm  
CTN QTY 12



TABLE KNIFE  
TA TAKN1 23.6cm  
8mm  
CTN QTY 12



STEAK KNIFE  
TA STKN1 23.6cm  
8mm  
CTN QTY 12



TABLE SPOON  
TA TASP1 20.6cm  
4mm  
CTN QTY 12



DESSERT FORK  
TA DEFO1 18.2cm  
3.5mm  
CTN QTY 12



DESSERT KNIFE  
TA DEKN1 21cm  
7.5mm  
CTN QTY 12

NEW



BUTTER KNIFE  
TA BUKN1 17.8cm  
7.5mm  
CTN QTY 12



DESSERT SPOON  
TA DESP1 18.2cm  
3.5mm  
CTN QTY 12



CAKE FORK  
TA CAF01 13.6cm  
2.5mm  
CTN QTY 12



FISH KNIFE  
TA FIKN1 20.5cm  
3.5mm  
CTN QTY 12



SOUP SPOON  
TA SOSP1 17cm  
3.5mm  
CTN QTY 12



TEASPOON  
TA TESP1 13.6cm  
2.5mm  
CTN QTY 12

NEW



DEMITASSE SPOON  
TA DMSP1 11cm  
2.5mm  
CTN QTY 12



LATTE SPOON  
TA LASP1 19cm  
2.8mm  
CTN QTY 12



CHURCHILL®

# Tanner Vintage

Tanner Vintage is a modern interpretation of the classic teardrop shape. Available in a stonewash matte finish and manufactured in high quality 18/10 stainless steel, Tanner Vintage is ideal for both casual and premium dining.



Featured with Homespun Chroma Plate



TABLE FORK  
**TAVITAF01** 20.7cm  
4mm  
CTN QTY 12



TABLE KNIFE  
**TAVITAKN1** 23.6cm  
8mm  
CTN QTY 12



STEAK KNIFE  
**TAVITSKN1** 23.6cm  
8mm  
CTN QTY 12



TABLE SPOON  
**TAVITASP1** 20.6cm  
4mm  
CTN QTY 12



DESSERT FORK  
**TAVTDEFO1** 18.2cm  
3.5mm  
CTN QTY 12



DESSERT KNIFE  
**TAVTDEKN1** 21cm  
7.5mm  
CTN QTY 12



DESSERT SPOON  
**TAVTDESP1** 18.2cm  
3.5mm  
CTN QTY 12



SOUP SPOON  
**TAVTISOSP1** 17cm  
3.5mm  
CTN QTY 12



TEASPOON  
**TAVTIESP1** 13.6cm  
2.5mm  
CTN QTY 12



DEMITASSE SPOON  
**TAVTDMSP1** 11cm  
2.5mm  
CTN QTY 12

# Isla

Styled on the Tanner shape, Isla is a statement design featuring a textured embossment. Inspired by the shoreline and the Churchill Isla tableware, Isla cutlery is modern, delicate and suitable for both formal and casual dining settings. The surface creates shadows and highlights, accentuating the form and inviting diners to explore it's tactile appearance.



**TABLE FORK**  
IS **TAFO1** 20.7cm  
4mm  
CTN QTY 12



**TABLE KNIFE**  
IS **TAKN1** 23.6cm  
8mm  
CTN QTY 12



**STEAK KNIFE**  
IS **STKN1** 23.6cm  
8mm  
CTN QTY 12



**TABLE SPOON**  
IS **TASP1** 20.6cm  
4mm  
CTN QTY 12



**DESSERT FORK**  
IS **DEFO1** 18.2cm  
3.5mm  
CTN QTY 12



**DESSERT KNIFE**  
IS **DEKN1** 21cm  
7.5mm  
CTN QTY 12

**NEW**



**BUTTER KNIFE**  
IS **BUKN1** 17.8cm  
7.5mm  
CTN QTY 12



**DESSERT SPOON**  
IS **DESP1** 18.2cm  
3.5mm  
CTN QTY 12



**CAKE FORK**  
IS **CAFO1** 13.6cm  
2.5mm  
CTN QTY 12



**FISH KNIFE**  
IS **FIKN1** 20.5cm  
3.5mm  
CTN QTY 12



**SOUP SPOON**  
IS **SOSP1** 17cm  
3.5mm  
CTN QTY 12



**TEASPOON**  
IS **TESP1** 13.6cm  
2.5mm  
CTN QTY 12

**NEW**



**DEMITASSE SPOON**  
IS **DMSP1** 11cm  
2.5mm  
CTN QTY 12



**LATTE SPOON**  
IS **LASP1** 19cm  
2.8mm  
CTN QTY 12

# Profile

Sleek and contemporary, Profile cutlery is a original Churchill design manufactured in 18/10 stainless steel. Designed to complement the Churchill ceramic portfolio, Profile Cutlery a stylish, simplistic way to elevate any table setting.



Featured with Profile Plate

					
<b>TABLE FORK</b> PR TAFO1 20.7cm 4mm+ CTN QTY 12	<b>TABLE KNIFE</b> PR TAKN1 23.3cm 8mm+ CTN QTY 12	<b>STEAK KNIFE</b> PR STKN1 23.3cm 8mm+ CTN QTY 12	<b>TABLE SPOON</b> PR TASP1 20.9cm 4mm CTN QTY 12	<b>DESSERT FORK</b> PR DEFO1 18.2cm 4mm+ CTN QTY 12	<b>DESSERT KNIFE</b> PR DEKN1 21cm 7.5mm+ CTN QTY 12
					
<b>DESSERT SPOON</b> PR DESP1 18.5cm 4mm+ CTN QTY 12	<b>CAKE FORK</b> PR CAFO1 15.1cm 2.5mm+ CTN QTY 12	<b>FISH KNIFE</b> PR FIKN1 20.1cm 3mm+ CTN QTY 12	<b>SOUP SPOON</b> PR SOSP1 17.5cm 4mm+ CTN QTY 12	<b>TEASPOON</b> PR TESP1 13.8cm 2.5mm+ CTN QTY 12	<b>DEMITASSE SPOON</b> PR DMSP1 11cm 2.2mm+ CTN QTY 12

# Raku

NEW ADDITION

Raku Cutlery is inspired by the surface texture of reactive glaze and the Studio Prints Raku ceramic range. Manufactured in 18/10 stainless steel and styled on the Profile cutlery shape with an additional textured embossment. Raku is a modern and tactile cutlery range, designed for versatility.



Featured with Raku Plate



- TABLE FORK**  
RA TAFO1 20.7cm  
4mm+  
CTN QTY 12
- TABLE KNIFE**  
RA TAKN1 23.3cm  
8mm+  
CTN QTY 12
- STEAK KNIFE**  
RA STKN1 23.3cm  
8mm+  
CTN QTY 12
- TABLE SPOON**  
RA TASP1 20.9cm  
4mm  
CTN QTY 12
- DESSERT FORK**  
RA DEFO1 18.2cm  
4mm+  
CTN QTY 12
- DESSERT KNIFE**  
RA DEKN1 21cm  
7.5mm+  
CTN QTY 12

NEW



- BUTTER KNIFE**  
RA BUKN1 18.7cm  
17.5mm+  
CTN QTY 12
- DESSERT SPOON**  
RA DESP1 18.5cm  
4mm+  
CTN QTY 12
- CAKE FORK**  
RA CAFO1 15.1cm  
2.5mm+  
CTN QTY 12
- FISH KNIFE**  
RA FIKN1 20.1cm  
3mm+  
CTN QTY 12
- SOUP SPOON**  
RA SOSP1 17.5cm  
4mm+  
CTN QTY 12
- TEASPOON**  
RA TESP1 13.8cm  
2.5mm+  
CTN QTY 12





- DEMITASSE SPOON**  
RA DMSP1 11cm  
2.2mm+  
CTN QTY 12


# FEATURES & BENEFITS - CERAMICS





## DURABLE AND VITRIFIED

 Breakages in ceramics are generally related to porosity or how much water a piece can absorb. Water absorption weakens the chemical structure affecting its durability over time. Through the process of vitrification, the particle structure of our ceramic body becomes strong, dense and watertight.

 Las roturas en la cerámica están generalmente relacionadas con la porosidad, o con la cantidad de agua que una pieza puede absorber. La absorción de agua debilita la estructura química afectando su durabilidad en el tiempo. A través del proceso de vitrificación, la estructura de partículas de nuestro cuerpo cerámico se vuelve fuerte, densa y hermética.


 Brüche in Keramik hängen im Allgemeinen mit der Porosität zusammen oder damit, wie viel Wasser ein Stück aufnehmen kann. Wasseraufnahme schwächt die chemische Struktur, was die Haltbarkeit im Laufe der Zeit beeinträchtigt. Die Partikelstruktur unseres Keramischen Scherben wird durch den Vitrifizierungsprozess robust, dicht und wasserundurchlässig.


 Le rotture della ceramica dipendono in genere dalla porosità, cioè dalla quantità di acqua che un pezzo è in grado di assorbire. L'assorbimento di acqua indebolisce la struttura chimica, compromettendone la durata nel tempo. Mediante il processo di vetrificazione, la struttura delle particelle del nostro corpo ceramico diventa forte, denso e impermeabile.


 Les fissures ou casses de céramique sont généralement liées au taux de porosité. L'absorption d'eau affaiblit la structure chimique de la céramique, affectant sa résistance dans le temps. Grâce au processus de vitrification, la structure granulaire du corps céramique se compacte et se densifie.





## STACKABLE

 The technology used to form our products ensures consistency in size and weight allowing pieces to be stacked back of house using less space and reducing breakages.

 La tecnología utilizada para formar nuestros productos asegura la consistencia en tamaño y peso permitiendo que las piezas se apilen eficientemente usando menos espacio y reduciendo las roturas.


 Die Ränder werden mit einem Schwamm bearbeitet, um eine runde, glatte Oberfläche zu erzeugen, die weniger anfällig für Absplitterungen ist.


 La tecnologia impiegata per formare i nostri prodotti garantisce omogeneità di peso e dimensioni, affinché possano essere impilati negli spazi di servizio con un minore ingombro e meno rotture.


 Une technologie de pointe qui assure la régularité et une parfaite cohérence entre la taille, la forme et le poids du produit. Les espaces de stockage des professionnels sont optimisés.





## FULLY GLAZED BASE

 Although glazing the feet of our ceramics adds complexity it increases functional benefits to the customer. Foot glazing requires 'pin firing'. This prevents scratching to tables and plates when stacked.

 Aunque esmaltar una pieza en su totalidad añade complejidad, esto aumenta los beneficios funcionales para el cliente. El esmaltado en la base de cada pieza requiere de un "pin-firing". Esto evita que se rayen las mesas y platos cuando se apilan.


 Obwohl das Glasieren der Füße unseres Geschirres die Komplexität erhöht, erhöht es den funktionellen Nutzen für den Kunden. Für eine Fuß-Glasur ist das sogenannte "Pin-Firing" erforderlich. So wird das Zerkratzen von Tischen und Tellern beim Stapeln verhindert.


 Sebbene la smaltatura dei piedi della nostra ceramica aggiunge complessità, accresce i vantaggi funzionali per il cliente. La smaltatura dei piedi richiede una "cottura su punte". In questo modo, si evitano i graffi sui tavoli e sui piatti quando vengono impilati.


 Le procédé du talon émaillé est un réel avantage fonctionnel pour nos clients. Pour l'obtenir, l'assiette est laissée à sécher sur un trépied en bois. L'émail pulvérisé recouvre intégralement l'assiette sauf 3 petits points au dessous de l'assiette qui seront polis plus tard.





## SUPERIOR GLAZE FINISH

 Our glaze is hard wearing and designed specifically for the hospitality environment. Sprayed glaze creates a smoother and more consistent finish.

 Nuestro esmalte es resistente y está diseñado específicamente para el entorno de la hostelería. El esmalte que se aplica con spray crea un acabado más suave y consistente.


 Unsere Glasur ist widerstandsfähig und speziell für das Gastgewerbe konzipiert. Die aufgesprühte Glasur erzeugt eine glattere und gleichmäßigere Oberfläche.


 Il nostro smalto è resistente e appositamente studiato per le strutture ricettive. La smaltatura a spruzzo crea una finitura più liscia e uniforme.


 Notre émail est conçu spécifiquement pour le secteur hôtelier. Le procédé d'émaillage par pulvérisation permet d'obtenir une finition plus lisse et homogène.





## ECO GLAZE

 Our glazing system is carefully formulated to allow oversprayed glaze to be collected, go through a lengthy cleaning process and then be reused, minimising our impact on the environment.

 Nuestro sistema de esmaltado está cuidadosamente formulado para permitir que el esmalte pulverizado sobrante se recoja, pase por un largo proceso de limpieza y pueda luego ser reutilizado, minimizando nuestro impacto en el medio ambiente.


 Unser Glasursystem so gut konzipiert ist, dass wir überschüssig gesprühte Glasur auffangen und nach einem langwierigen Reinigungsprozess erneut verwenden können, um unseren Umwelteinfluss zu minimieren?


 Il nostro sistema di smaltatura è accuratamente formulato affinché lo smalto spruzzato in eccesso venga raccolto, subisca un lento processo di pulizia e possa quindi essere riutilizzato, riducendo al minimo il nostro impatto sull'ambiente.


 Notre système de pulvérisation nous permet de récupérer les excédents d'émail lors du processus de nettoyage. En les intégrant à nouveau dans le processus de fabrication, nous réduisons notre impact sur l'environnement.





## 5 YEAR EDGE CHIP WARRANTY

 Covered by our 5 Year Edge Chip Warranty. \* Denotes items covered by the warranty.

 Cubierto por nuestra garantía Edge Chip de 5 años. \* Indica los elementos cubiertos por la garantía.

 Abgedeckt von unserer 5 Jahre-Kantenschlaggarantie. Mit \* gekennzeichnete Artikel werden von der Garantie abgedeckt.

 Garantiti 5 anni contro le sbeccature indica gli articoli coperti da garanzia.

 Couvert par notre garantie 5 ans anti ébréchure. \* Indique les éléments couverts par la garantie.




## MICROWAVE SAFE

 Microwave Safe.

 Seguro para microondas.

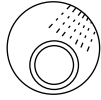
 Mikrowellenfest.

 Sicuro per microonde.


 Va au micro-ondes.


Terms and conditions apply


## FEATURES & BENEFITS - CERAMICS





DISHWASHER SAFE

 Dishwasher Safe.

 Apto para lavavajillas.

 Spülmaschinenfest.

 Lavabile in lavastoviglie.


 Va au lave-vaisselle.


## FEATURES & BENEFITS - CUTLERY





18/10


STAINLESS STEEL

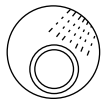
 Manufactured in high quality 18/10 stainless steel. Churchill cutlery meets the highest standards in durability and performance.

 El acero inoxidable 18/10 de alta calidad cumple con los más altos estándares de durabilidad y rendimiento.


 Hergestellt aus reinem Edelstahl 18/10 erfüllt es höchste Standards in Qualität und Haltbarkeit.


 L'alta qualità dell'acciaio 18/10 si aggiunge ai più alti standard di durata e performance.


 La haute qualité 18/10 Stainless steel contribue à la durabilité produit.




DISHWASHER SAFE

 Dishwasher Safe.

 Apto para lavavajillas.

 Spülmaschinenfest.


 Lavabile in lavastoviglie.


 Va au lave-vaisselle.





BS EN ISO 8442-2:1998


FOOD SAFETY, CORROSION RESISTANCE AND HARDNESS OF KNIFE BLADES  
BRITISH STANDARD

 Food safety, corrosion resistance and hardness of knife blades.

 Seguridad alimentaria, resistencia a la corrosión y dureza de los cuchillos.

 Lebensmittelsicherheit, Korrosionsbeständigkeit und Härte von Messerklingen.

 Sicurezza alimentare, resistenza alla corrosione e durezza delle lame dei coltelli.

 Inox haute qualité, résiste à la corrosion, ne raye pas/résiste à la corrosion, ne raye pas.


## FEATURES & BENEFITS - STANDARDS




BS EN 12980


EDGE CHIP RESISTANCE  
BRITISH STANDARD, EUROPEAN APPROVED

 Edge Chip Resistance.

 Resistencia a Desportillamiento .

 Kantenschlaggarantie.

 Bordo rinforzato garanzia sulle sbecature.


 Résistance à l'ébréchure.





BS EN 12875


MECHANICAL DISHWASHER RESISTANCE  
BRITISH STANDARD, EUROPEAN APPROVED

 Mechanical Dishwasher Resistance.



































































 Resistencia al Lavavajillas.

 Mechanische Spülmaschinenbeständigkeit.

 Resistenza ai lavaggi industriali.

 Résistance mécanique au lave-vaisselle.

# FEATURES & BENEFITS - STANDARDS

 <p><b>BS EN</b> 12980 BRITISH STANDARD</p>	VITRIFIED HOTELWARE	 Vitrified Hotelware.	 Vajilla Vitrificada para Hostelería.	 Vitrified Hotelgeschirr.	 Articoli supervetrificati.	 Articles super vitrifiés, pied émaillé.
 <p><b>ASTM</b> C927-80 INTERNATIONAL STANDARD</p>	FOOD SAFETY	 Food Safety.	 Seguridad Alimentaria.	 Lebensmittelsicherheit.	 Sicurezza alimentare.	 Sécurité alimentaire.
 <p><b>BS</b> 1388 INTERNATIONAL STANDARD</p>	FOOD SAFETY	 Food Safety.	 Seguridad Alimentaria.	 Lebensmittelsicherheit.	 Sicurezza alimentare.	 Sécurité alimentaire.
 <p><b>BS</b> 6748:1986 INTERNATIONAL STANDARD</p>	FOOD SAFETY	 Food Safety.	 Seguridad Alimentaria.	 Lebensmittelsicherheit.	 Sicurezza alimentare.	 Sécurité alimentaire.
 <p><b>ASTM</b> C738-94 INTERNATIONAL STANDARD</p>	FOOD SAFETY	 Food Safety.	 Seguridad Alimentaria.	 Lebensmittelsicherheit.	 Sicurezza alimentare.	 Sécurité alimentaire.
 <p><b>ISO</b> 6468 INTERNATIONAL STANDARD</p>	FOOD SAFETY	 Food Safety.	 Seguridad Alimentaria.	 Lebensmittelsicherheit.	 Sicurezza alimentare.	 Sécurité alimentaire.
 <p><b>ASTM</b> C368 INTERNATIONAL STANDARD</p>	SECURE HANDLE ADHESION	 Secure Handle Adhesion.	 Adherencia Segura del Asa.	 Widerstandsfähige Griffbefestigungen.	 Precisione e affidabilità dei manici attaccati a mano.	 Préhension adaptée de la poignée.
 <p><b>BS EN</b> 1183:1997 BRITISH STANDARD, EUROPEAN APPROVED</p>	THERMAL SHOCK AND THERMAL SHOCK ENDURANCE	 Thermal Shock and Thermal Shock Endurance.	 Choque Térmico y Resistencia al Choque Térmico.	 Wärmeshock und Temperaturwechselbeständigkeit.	 Test di resistenza ai cambi di temperatura.	 Résistance aux chocs thermiques.
 <p><b>BS EN</b> 13285:2003 BRITISH STANDARD, EUROPEAN APPROVED</p>	CRAZING RESISTANCE OF CERAMIC ARTICLES	 Crazing Resistance of Ceramic Articles.	 Resistencia al Agrietamiento de Artículos Cerámicos.	 Rissbildungsbeständigkeit.	 Smalto resistente ai graffi.	 Résistance aux marques métalliques.
 <p><b>BS EN</b> 15284 BRITISH STANDARD, EUROPEAN APPROVED</p>	RESISTANCE TO MICROWAVE HEATING	 Resistance to Microwave Heating.	 Resistencia al Calentamiento por Microondas.	 Widerstandsfähigkeit gegen Mikrowellenstrahlung.	 Adatto all'uso in microonde.	 Adapté au réchauffage micro-ondes.
 <p><b>PT35</b> LUCIDEAN</p>	METAL MARKING	 Metal Marking.	 Marcado de Metales.	 Metallmarkierung.	 Resistenza ai graffi/usura da metallo.	 Résistance aux marques métalliques.

# BADGING

## TAILOR MADE

Enhance your brand experience with personalised tableware from Churchill.

Our bespoke design service allows you to brand any product with your own personal identity.

From your logo to a full design solution, we will work with you to create the perfect end result.



## CREATING YOUR OWN PERSONALISED TABLEWARE IS EASY WITH 8 SIMPLE STEPS

### 1. Initial Enquiry

- Supply us with your company logo
- Choose your product from any of the Churchill ranges
- Please provide a Pantone reference
- Tell us where you want your logo to go

(Other pantone colours available outside our specified palette. This may however take a little extra time)

\*Minimum order quantity is 600 mixed pieces, repeat orders are 300 mixed pieces\*



### 4. Fired sample

- We will send the fired sample to you for approval
- This will be a true representation of how your final product will look



### 5. Customer approval of fired sample

- Email confirmation that you are happy with the fired sample
  - location of badge
  - colour
  - items selected
  - size of badge
- Place your order



### 2. Visuals -

- We'll email an initial graphic design to you to demonstrate how the finished item will look



### 6. Decorators

- Our skilled decorators will place your logo on each of your items by hand



### 3. Customer approval of visual

- We await your confirmation of the visuals sent
  - location of badge
  - items selected
  - size of badge



**7. Quality check** - Each piece will be subjected to a quality check before despatch

### 8. Delivery of your order!



In the printing of this brochure, every effort has been made to ensure perfect reproduction of product colours, but due to printing limitations, they may not be an exact match to the actual product.



# CHURCHILL

[churchill1795.com](http://churchill1795.com)

f [churchill1795](https://www.facebook.com/churchill1795)

in [churchill1795](https://www.instagram.com/churchill1795)

@ [@Churchill\\_1795](https://twitter.com/Churchill_1795)

Tel: +44 (0) 1782 577 566

Fax: +44 (0) 1782 524 355

email: [info@churchill1795.com](mailto:info@churchill1795.com)

---

**HEAD OFFICE  
& STOKE SHOWROOM**  
No. 1 Marlborough Way  
Tunstall  
Stoke-on-Trent  
ST6 5NZ

**LONDON SHOWROOM**  
Business Design Centre  
Suite 102  
52 Upper Street  
Islington  
London  
N1 0QH

**BERLIN SHOWROOM**  
Rankestraße 8  
10789  
Berlin  
Germany  
Tel: 030 33911110

**MADRID SHOWROOM**  
Calle Princesa No 2  
71a Planta  
Puertas 4 y 5  
Madrid 28008  
España  
Tel: 910 004 929

